

LSF1008 Series Type

SMD Inductor for Signal Line

FEATURES

- Utilizing a miniaturized winding structure.
- These products provide high Q characteristics.
- Resin-coated surface enables excellent mounting
- Low DC resistance design is ideal for low loss.
- Precision inductance tolerance is available.



APPLICATIONS

- Personal computers, Hard disk drives
- xDSL modem and Cable modem
- Digital camera and other electronic equipment

PRODUCT IDENTIFICATION

LSF 1008 - 1R0 K - T

(1) (2) (3) (4) (5)

(1) Product name

(4) Tolerance

(2) Dimension

J : $\pm 5\%$; K : $\pm 10\%$

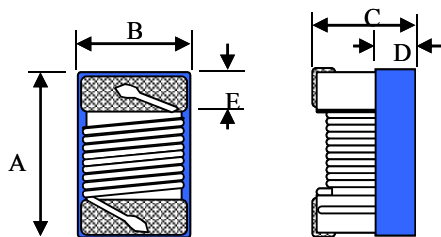
(3) Inductance

(6) Taping style

1R0 : 1.0uH ; 100 : 10uH

T : Taping ; None : Bulk

SHAPES AND DIMENSIONS(Unit:mm)



A max. : 2.90 mm

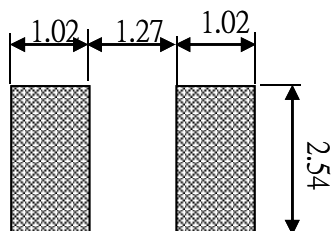
B max. : 2.54 mm

C max. : 2.03 mm

D ref. : 1.30 mm

E : 0.5 ± 0.1 mm

RECOMMENDED FOOTPRINT(Unit:mm)



LSF1008 Series Type

SMD Inductor for Power Line

ELECTRICAL CHARACTERISTICS

Our Product Part Number	Inductance (uH)/MHz	Inductance Tolerance	Q/MHz Min.	SRF(Min.) (MHz)	RDC (Ω)Max.	Idc Max. (mA)	Color Coding		
							1st	2nd	3rd
LSF1008-R18□-T	0.18/25	10,5	30/25	930	0.30	960	Brown	Gray	Brown
LSF1008-R20□-T	0.20/25	10,5	30/25	735	0.30	960	Red	Black	Brown
LSF1008-R22□-T	0.22/25	10,5	27/25	750	0.40	880	Red	Red	Brown
LSF1008-R33□-T	0.33/25	10,5	30/25	600	0.42	900	Orange	Orange	Brown
LSF1008-R39□-T	0.39/25	10,5	30/25	480	0.45	920	Orgnge	White	Brown
LSF1008-R56□-T	0.56/25	10,5	30/25	460	0.55	900	Green	Blue	Brown
LSF1008-R62□-T	0.62/25	10,5	30/25	460	0.55	900	Blue	Red	Brown
LSF1008-R68□-T	0.68/25	10,5	30/25	420	0.55	880	Blue	Gray	Brown
LSF1008-R75□-T	0.75/25	10,5	30/25	420	0.65	880	Violet	Green	Brown
LSF1008-R82□-T	0.82/25	10,5	30/25	380	0.65	840	Gray	Red	Brown
LSF1008-R91□-T	0.91/25	10,5	30/25	400	0.65	840	White	Brown	Brown
LSF1008-1R0□-T	1.0/7.9	10,5	25/7.9	300	0.60	800	Brown	Black	Red
LSF1008-1R2□-T	1.2/7.9	10,5	25/7.9	280	0.74	800	Brown	Red	Red
LSF1008-1R5□-T	1.5/7.9	10,5	25/7.9	245	0.85	780	Brown	Green	Red
LSF1008-1R8□-T	1.8/7.9	10,5	25/7.9	240	0.92	780	Brown	Gray	Red
LSF1008-2R2□-T	2.2/7.9	10,5	25/7.9	205	1.10	760	Red	Red	Red
LSF1008-2R7□-T	2.7/7.9	10,5	25/7.9	187	1.22	760	Red	Violet	Red
LSF1008-3R3□-T	3.3/7.9	10,5	25/7.9	165	1.37	740	Orgnge	Orgnge	Red
LSF1008-3R9□-T	3.9/7.9	10,5	25/7.9	144	1.66	700	Orgnge	White	Red
LSF1008-4R7□-T	4.7/7.9	10,5	25/7.9	110	1.68	660	Yellow	Violet	Red
LSF1008-5R6□-T	5.6/7.9	10,5	25/7.9	88	1.75	640	Green	Blue	Red
LSF1008-6R8□-T	6.8/7.9	10,5	25/7.9	70	1.85	640	Blue	Gray	Red
LSF1008-8R2□-T	8.2/7.9	10,5	25/7.9	57	2.00	600	Gray	Red	Red
LSF1008-100□-T	10/2.5	10,5	15/2.5	55	2.32	600	Brown	Black	Orange
LSF1008-120□-T	12/2.5	10,5	15/2.5	52	2.99	560	Brown	Red	Orange
LSF1008-150□-T	15/2.5	10,5	15/2.5	49	3.42	480	Brown	Green	Orange
LSF1008-180□-T	18/2.5	10,5	15/2.5	48	4.65	420	Brown	Gray	Orange
LSF1008-220□-T	22/2.5	10,5	15/2.5	25	5.12	420	Red	Red	Orange
LSF1008-270□-T	27/2.5	10,5	15/2.5	23	5.76	420	Red	Violet	Orange
LSF1008-330□-T	33/2.5	10,5	15/2.5	17	6.44	400	Orange	Orange	Orange
LSF1008-390□-T	39/2.5	10,5	15/2.5	15	6.85	380	Orange	White	Orange
LSF1008-470□-T	47/2.5	10,5	14/2.5	13	9.94	260	Yellow	Violet	Orange
LSF1008-560□-T	56/2.5	10,5	14/2.5	10	10.70	280	Green	Blue	Orange
LSF1008-680□-T	68/2.5	10,5	14/2.5	8	12.80	260	Blue	Gray	Orange
LSF1008-820□-T	82/2.5	10,5	14/2.5	8	18.30	240	Gray	Red	Orange
LSF1008-101□-T	100/1.0	10,5	8/1.0	7	19.60	200	Brown	Black	Yellow

- When ordering, please specify tolerance and packaging codes. Ex: LSF1008-100J-T

Tolerance : J = ±5% , K = ±10%

Packaging : Clear tape and reel { standard }.

- L , Q : Agilent/HP E4991A+ Agilent/HP16197A

(The electrical specification test by the smallest gap position) or HP16193A

- SRF : Agilent/HP E4991A+ Agilent/HP 16197A

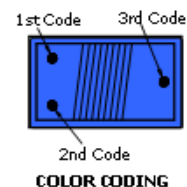
(The electrical specification test by the smallest gap position) or HP16193A

- Rdc : DIGITAL MILLIOHM METER Chroma 16502, or equivalent.

- Idc for Inductance drop 10% from its value without current.

- Operating temperature range from -25°C to 85°C.

- Packaging quantity: 2000 pcs/reel

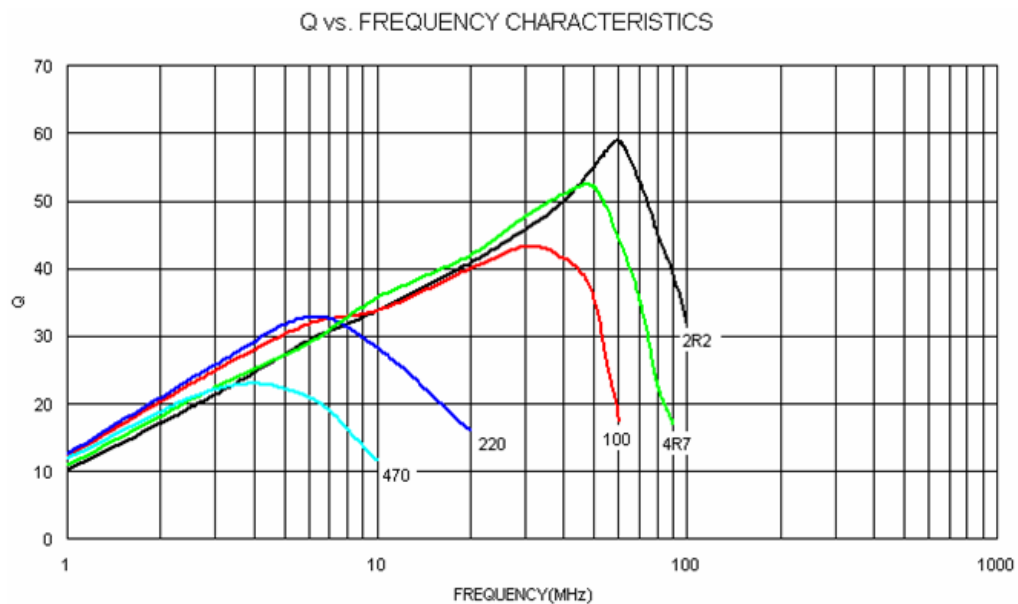
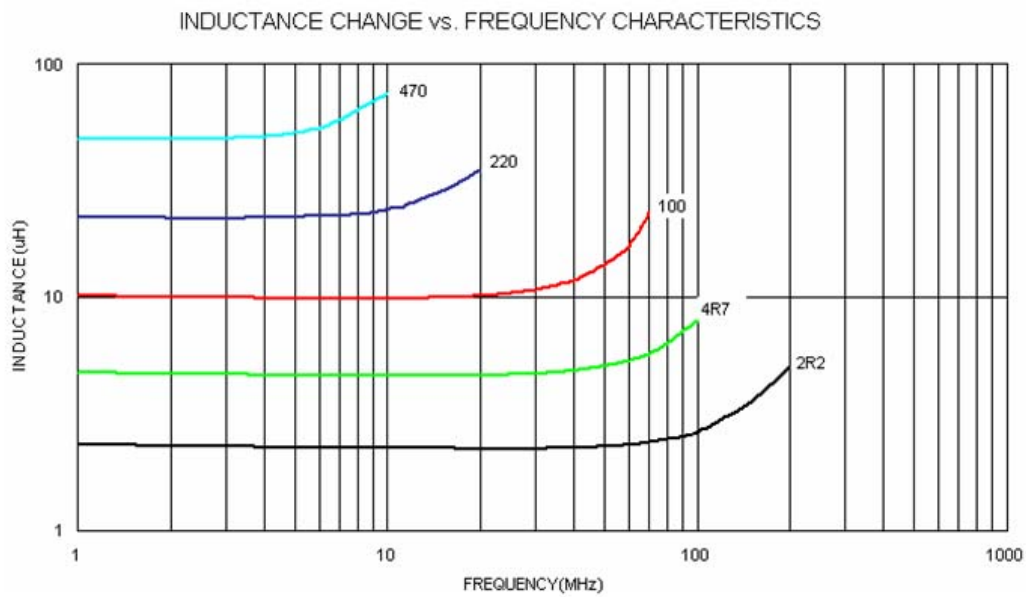


LSF1008 Series Type

SMD Inductor for Signal Line

ELECTRICAL CHARACTERISTICS

Characteristics(L,Q vs. Frequency)



X-ON Electronics

Largest Supplier of Electrical and Electronic Components

Click to view similar products for [Fixed Inductors](#) category:

Click to view products by [EMTEK](#) manufacturer:

Other Similar products are found below :

[CR32NP-100KC](#) [CR32NP-151KC](#) [CR32NP-180KC](#) [CR32NP-181KC](#) [CR32NP-1R5MC](#) [CR32NP-390KC](#) [CR32NP-3R9MC](#) [CR32NP-680KC](#) [CR32NP-820KC](#) [CR32NP-8R2MC](#) [CR43NP-390KC](#) [CR43NP-560KC](#) [CR43NP-680KC](#) [CR54NP-181KC](#) [CR54NP-470LC](#) [CR54NP-820KC](#) [CR54NP-8R5MC](#) [70F224AI](#) [MGDQ4-00004-P](#) [MHL1ECTTP18NJ](#) [MHQ1005P10NJ](#) [MHQ1005P1N0S](#) [MHQ1005P2N4S](#) [MHQ1005P3N6S](#) [MHQ1005P5N1S](#) [MHQ1005P8N2J](#) [PE-51506NL](#) [PE-53601NL](#) [PE-53602NL](#) [PE-53630NL](#) [PE-53824SNLT](#) [PE-92100NL](#) [PG0434.801NLT](#) [PG0936.113NLT](#) [9220-20](#) [9310-16](#) [PM06-2N7](#) [PM06-39NJ](#) [A01TK](#) [1206CS-471XJ](#) [HC2LP-R47-R](#) [HC2-R47-R](#) [HC3-2R2-R](#) [HCF1305-3R3-R](#) [1206CS-151XG](#) [RCH664NP-140L](#) [RCH664NP-4R7M](#) [RCH8011NP-221L](#) [RCP1317NP-332L](#) [RCP1317NP-391L](#)