
LSF1210 Series Type

SMD Inductor for Signal Line

FEATURES

- Utilizing a miniaturized winding structure.
- These products provide high Q characteristics.
- Resin-coated surface enables excellent mounting
- Low DC resistance design is ideal for low loss.
- Precision inductance tolerance is available.



APPLICATIONS

- Personal computers, Hard disk drives
- xDSL modem and Cable modem
- Digital camera and other electronic equipment

PRODUCT IDENTIFICATION

LSF 1210 - 1R0 K - T

(1) (2) (3) (4) (5)

(1) Product name

(4) Tolerance

(2) Dimension

J : $\pm 5\%$; K : $\pm 10\%$

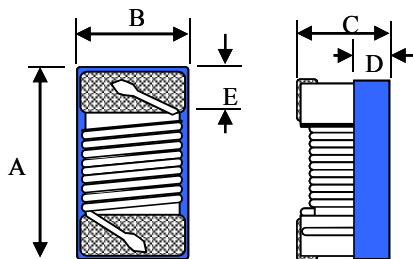
(3) Inductance

(6) Taping style

1R0 : 1.0uH ; 100 : 10uH

T : Taping ; None : Bulk

SHAPES AND DIMENSIONS(Unit:mm)



A max. : 3.60 mm

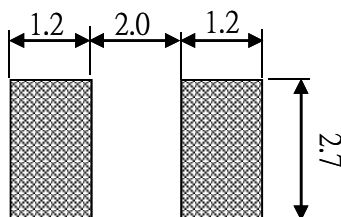
B max. : 2.90 mm

C max. : 2.50 mm

D ref. : 1.10 mm

E : 0.5 ± 0.1 mm

RECOMMENDED FOOTPRINT(Unit:mm)



LSF1210 Series Type

SMD Inductor for Power Line

ELECTRICAL CHARACTERISTICS

Our Product Part Number	Inductance (uH)/MHz	Inductance Tolerance	Q/MHz Min.	SRF(Typ.) (MHz)	RDC (Ω)Max.	Idc Max. (mA)	Color Coding		
							1st	2nd	3rd
LSF1210-R12□-T	0.12/25	K	40/25	1000	0.07	2000	Brown	Red	Brown
LSF1210-R22□-T	0.22/25	J,K	40/25	600	0.18	1700	Red	Red	Brown
LSF1210-R27□-T	0.27/25	J,K	40/25	600	0.23	1600	Red	Violet	Brown
LSF1210-R33□-T	0.33/25	J,K	40/25	500	0.27	1500	Orange	Orange	Brown
LSF1210-R39□-T	0.39/25	J,K	40/25	500	0.30	1500	Orange	White	Brown
LSF1210-R82□-T	0.82/25	J,K	35/25	340	0.38	1300	Gray	Red	Brown
LSF1210-1R0□-T	1.0/7.9	J,K	35/7.9	320	0.42	1200	Brown	Black	Red
LSF1210-1R2□-T	1.2/7.9	J,K	35/7.9	280	0.47	1100	Brown	Red	Red
LSF1210-1R5□-T	1.5/7.9	J,K	35/7.9	250	0.50	1100	Brown	Green	Red
LSF1210-1R8□-T	1.8/7.9	J,K	40/7.9	203	0.62	1000	Brown	Gray	Red
LSF1210-2R2□-T	2.2/7.9	J,K	33/7.9	200	0.65	1000	Red	Red	Red
LSF1210-2R7□-T	2.7/7.9	J,K	40/7.9	200	0.65	1000	Red	Violet	Red
LSF1210-3R0□-T	3.0/7.9	J,K	40/7.9	180	0.78	800	Orange	Black	Red
LSF1210-3R3□-T	3.3/7.9	J,K	30/7.9	146	0.83	1200	Orange	Orange	Red
LSF1210-3R9□-T	3.9/7.9	J,K	30/7.9	139	1.74	900	Orange	White	Red
LSF1210-4R7□-T	4.7/7.9	J,K	35/7.9	124	1.90	800	Yellow	Violet	Red
LSF1210-5R6□-T	5.6/7.9	J,K	30/7.9	114	2.05	700	Green	Blue	Red
LSF1210-6R8□-T	6.8/7.9	J,K	30/7.9	109	1.37	450	Blue	Gray	Red
LSF1210-100□-T	10/2.5	J,K	23/2.5	90	1.70	590	Brown	Black	Orange
LSF1210-150□-T	15/2.5	J,K	25/2.5	67	2.22	340	Brown	Green	Orange
LSF1210-180□-T	18/2.5	J,K	25/2.5	57	2.42	330	Brown	Gray	Orange
LSF1210-220□-T	22/2.5	J,K	25/2.5	48	2.66	300	Red	Red	Orange
LSF1210-270□-T	27/2.5	J,K	25/2.5	38	2.99	250	Red	Violet	Orange
LSF1210-330□-T	33/2.5	J,K	25/2.5	26	3.24	220	Orange	Orange	Orange
LSF1210-390□-T	39/2.5	J,K	25/2.5	24	3.61	195	Orange	White	Orange
LSF1210-470□-T	47/2.5	J,K	25/2.5	22	3.96	195	Yellow	Violet	Orange
LSF1210-560□-T	56/2.5	J,K	25/2.5	20	4.36	190	Green	Blue	Orange
LSF1210-680□-T	68/2.5	J,K	23/2.5	15	4.50	340	Blue	Gray	Orange
LSF1210-820□-T	82/2.5	J,K	23/2.5	15	5.95	280	Gray	Red	Orange
LSF1210-101□-T	100/1	J,K	15/1	14	6.62	250	Brown	Black	Yellow
LSF1210-121□-T	120/1	J,K	15/1	11	7.53	190	Brown	Red	Yellow
LSF1210-151□-T	150/1	J,K	15/1	11	8.29	135	Brown	Green	Yellow
LSF1210-181□-T	180/1	J,K	15/1	10	11.53	100	Brown	Gray	Yellow
LSF1210-221□-T	220/1	J,K	15/1	8	12.48	80	Red	Red	Yellow

1. When ordering, please specify tolerance and packaging codes. Ex: LSF1210-680K-T

Tolerance : J = ±5% , K = ±10%

Packaging : Clear tape and reel { standard }.

2. L , Q : Agilent/HP E4991A+ Agilent/HP16197A

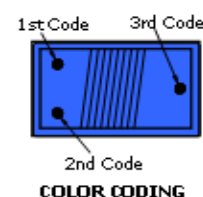
3. SRF : Agilent/HP E4991A+ Agilent/HP 16197A

4. Rdc : DIGITAL MILLIOHM METER Chroma 16502, or equivalent.

5. Idc for Inductance drop 10% from its value without current.

6. Operating temperature range from -25°C to 85°C.

7. Packaging quantity: 2000 pcs/reel

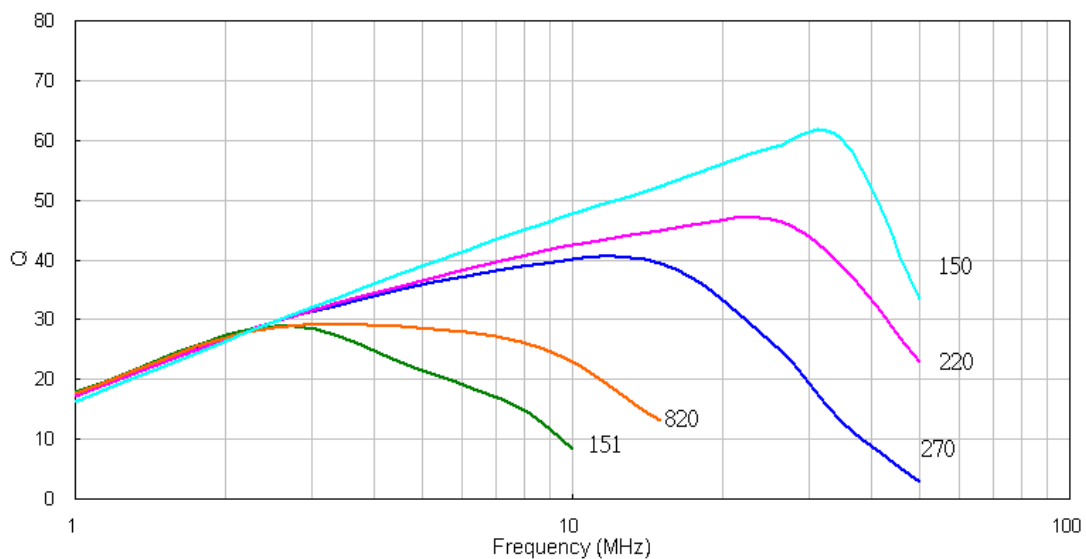
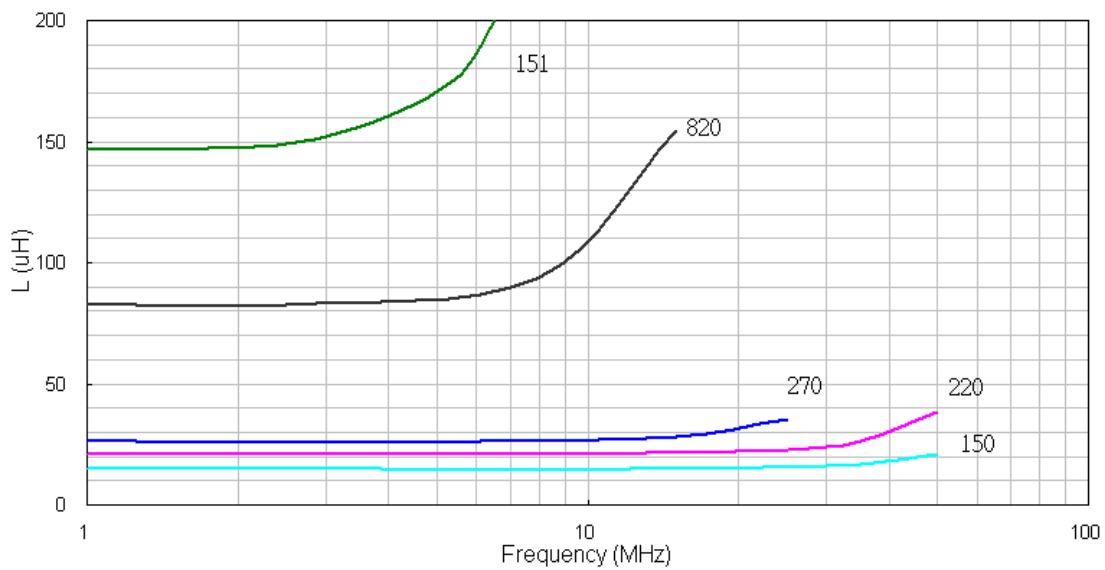


LSF1210 Series Type

SMD Inductor for Signal Line

ELECTRICAL CHARACTERISTICS

Characteristics(L,Q vs. Frequency)



X-ON Electronics

Largest Supplier of Electrical and Electronic Components

Click to view similar products for [Fixed Inductors](#) category:

Click to view products by [EMTEK](#) manufacturer:

Other Similar products are found below :

[CR32NP-100KC](#) [CR32NP-151KC](#) [CR32NP-180KC](#) [CR32NP-181KC](#) [CR32NP-1R5MC](#) [CR32NP-390KC](#) [CR32NP-3R9MC](#) [CR32NP-680KC](#) [CR32NP-820KC](#) [CR32NP-8R2MC](#) [CR43NP-390KC](#) [CR43NP-560KC](#) [CR43NP-680KC](#) [CR54NP-181KC](#) [CR54NP-470LC](#) [CR54NP-820KC](#) [CR54NP-8R5MC](#) [70F224AI](#) [MGDQ4-00004-P](#) [MHL1ECTTP18NJ](#) [MHQ1005P10NJ](#) [MHQ1005P1N0S](#) [MHQ1005P2N4S](#) [MHQ1005P3N6S](#) [MHQ1005P5N1S](#) [MHQ1005P8N2J](#) [PE-51506NL](#) [PE-53601NL](#) [PE-53602NL](#) [PE-53630NL](#) [PE-53824SNLT](#) [PE-92100NL](#) [PG0434.801NLT](#) [PG0936.113NLT](#) [9220-20](#) [9310-16](#) [PM06-2N7](#) [PM06-39NJ](#) [A01TK](#) [1206CS-471XJ](#) [HC2LP-R47-R](#) [HC2-R47-R](#) [HC3-2R2-R](#) [HCF1305-3R3-R](#) [1206CS-151XG](#) [RCH664NP-140L](#) [RCH664NP-4R7M](#) [RCH8011NP-221L](#) [RCP1317NP-332L](#) [RCP1317NP-391L](#)