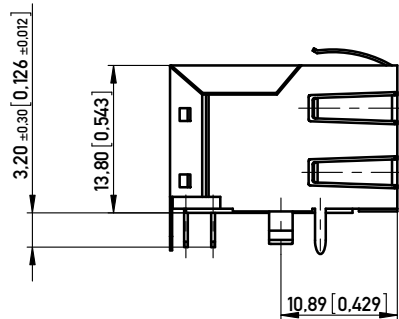
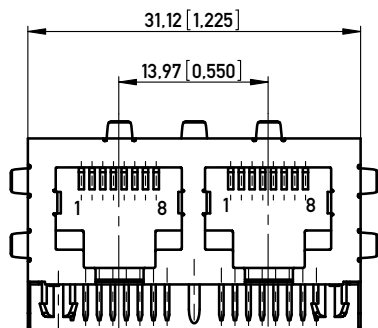
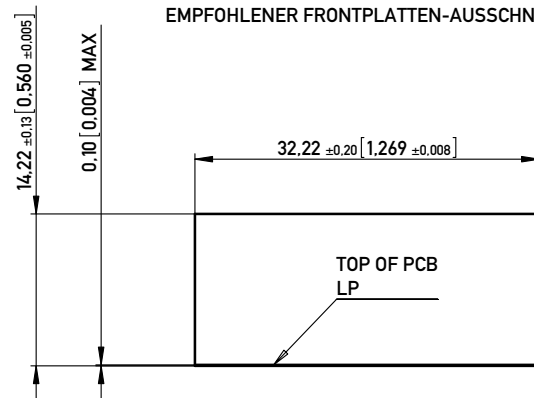
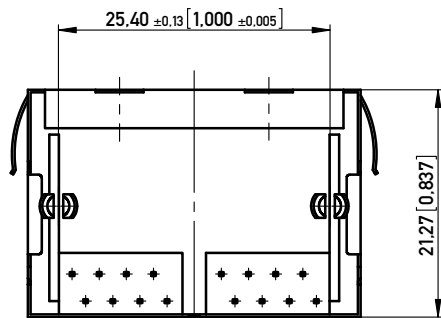
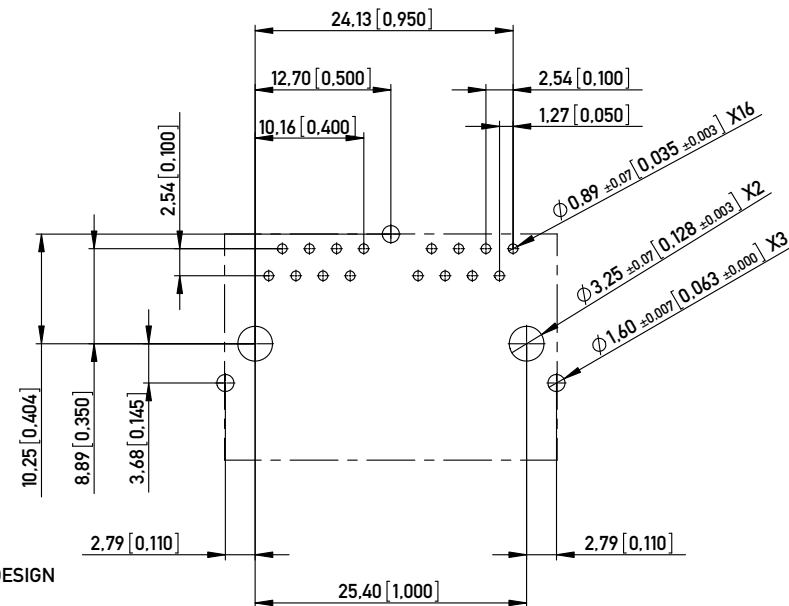



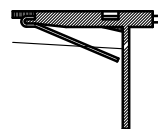
RECOMMENDED PANEL CUTOUT
EMPFOHLENER FRONTPLATTEN-AUSSCHNITT



RECOMMENDED PCB LAYOUT (COMPONENT SIDE VIEW)
EMPFOHLENES LEITERPLATTEN-LAYOUT (BESTUECKUNGSSEITE)
TOL. ±0.05 [0.002] UNLESS NOTED



IMPROVED CONTACT DESIGN
(PRE BEND)



1:1

NOTE 1: PANEL GROUND FLANGES TOP AND SIDES (GF5)
NOTE 2: C-UL APPROVED E145613 AND MEETS FCC REQUIREMENTS
NOTE 3: RoHS COMPLIANT

Technical specifications

Materials & Finish	Standard applic.	Value
Insulation body	Standard description	PBT 30%
Contact material	Standard description	C5210 (acc. JIS)
Contact finish, mating zone	Thickness of plating	30 µin Au over 50 µin Ni
Contact finish termination zone	Thickness of plating	80 µin matte Sn over 50 µin Ni
Shell/shield material	Standard description	C2680 (acc. JIS)
Plating shield / shielding pin		50 µin Ni / 80 µin Sn

Assembly process	
Packaging	Tray
Solder temperature	235°C at 3-5s
Suitable assembly process	wave

Approvals		
UL insulation body	UL 94	V0
UL File No.		E145613
RoHS compliant		Yes

Test Data	Standard applic.	Value
Mechanical properties		
Insertion/withdrawal force	IEC 603-7	max. 20 N
Mechanical operations	IEC 512-5, 9a	min. 1.000
Effectiveness of connector coupling device	IEC 512-8, 15f	50 N

Electrical properties		
Creepage / clearance distances		
a) Contact - contact	IEC 807-3	0.52 mm
b) Contact - shell	IEC 807-3	min. 1.0 mm
Voltage proof (Dielectric Withstand Voltage)		
a) Contact - contact	IEC 512-2, 4a	min. 1.000 V AC/DC
b) Contact - shell/testpanel	IEC 512-2, 4a	min. 1.500 V AC/DC
Current carrying capacity	IEC 512-3, 5b	1.5 A @ 25° C
Contact resistance	IEC 512-2, 2a	max. 30 mOhm
Insulation resistance	IEC 512-2, 3a	min. 500 MOhm

Environmental properties	
Operation temperature	-40° to +85°C

PART NO. IDENT. NR.	TRANSMISSION REQUIREMENT ÜBERTRAGUNGSANFORDERUNG		
133921	CATEGORY 5		
133638	CATEGORY 5E		
Information:	Tolerances	Scale 2:1	Designation
All rights reserved. Only for Information. To ensure that this is the latest version of the drawing, please contact the ERNI companies before using.	Subject to modification without prior notice. Drawing will not be updated.	 All Dimensions in mm (in)	MOD JACK - MJR 8P8C, 1X2
h	04.07.2016		1 (1/1)
Index	Date		A3
		Class	MJ

Copyright by ERNI Production GmbH & Co. KG
Proprietary notice pursuant to ISO 16014 to be observed.

IN PROGRESS

X-ON Electronics

Largest Supplier of Electrical and Electronic Components

Click to view similar products for [Modular Connectors / Ethernet Connectors](#) category:

Click to view products by [ERNI](#) manufacturer:

Other Similar products are found below :

[8949-H88/06BLKA/SN](#) [74441-0010/BKN](#) [MP1010RX-1000](#) [MP44RX-1000](#) [PHJ-4P4C-1-V-4](#) [PHP-6P6C-5](#) [GAX-3-66](#) [GAX-8-62](#) [GDCX-PA-66-50](#) [GDCX-PN-64](#) [GDCX-PN-66](#) [GDCX-PN-66-50](#) [GDLX-A-66](#) [GDLX-N-66](#) [GDLX-S-66](#) [GDLX-S-88K](#) [GDLX-SMT-S-88](#) [GDTX-S-88-50](#) [GDX-PA-1010](#) [GLX-N-1010M-BLK](#) [GLX-S-88M-BLK](#) [GMX-N-1010](#) [GMX-S-1010](#) [GMX-S-66](#) [GMX-SMT4-N-88](#) [GPX-2-64](#) [GSGX-N-2-88](#) [GSGX-N-4-88](#) [GSX-NS2-88-3.05](#) [GSX-NS2-88-3.05-50](#) [GSX-NS-88-3.05-50](#) [PT-108A-8C-UL](#) [PT-J951-8C](#) [PTS-J531-8CS-50UL](#) [1-1775629-2](#) [A-2014-0-4](#) [GWLX-S-88-GR](#) [GWLX-S9-88-YG](#) [DC-1021-8-WH-6](#) [1300530003](#) [1324640-4](#) [RJ11FTVC2G](#) [RJ11FTVC2N](#) [RJFTVX2SA1G](#) [132764-001](#) [1413235](#) [MP88X-1000](#) [MPS88RX-5000](#) [E5288-S000K3-L](#) [E5908-15A242-L](#)