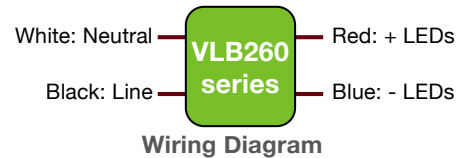
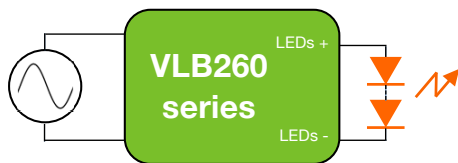



260 W, Efficient, Compact Constant Voltage LED Drivers

Nominal Input Voltage	Max. Output Power	Nominal Output Voltage	Max. Output Current	Efficiency	Max. Case Temperature	THD	Power Factor
120 & 277 Vac, 220 to 240 Vac	260 W	12, 24, 48 Vdc	21.6, 10.8, 5.4 A	up to 93% typical	90°C (measured at the hot spot)	< 20%	> 0.9



Aluminum Case
L 217/240.5 x W 50.8 x H 38.5 mm
(L 8.54/9.47 x W 2.00 x H 1.52 in)



ERP Part Number	Nominal Input Voltage (Vac)	Pout Max (W)	Vout Nom (Vdc)	Iout Max (A)	Iout Min (A)	No Load Vout Max
VLB260W-12	120 & 277 Vac	260	12	21.67	1.08	12.84
VLB260W-24	120 & 277 Vac	260	24	10.83	0.54	25.68
VLB260W-48	120 & 277 Vac	260	48	5.42	0.27	51.36
VLB260E-48	220 to 240 Vac	260	48	5.42	0.27	51.36

For additional options of output current and output voltage, contact your sales representative or send an email to: SaveEnergy@erp-power.com

FEATURES

- Very high power density of 10.2 W/in³
- UL Class P
- IP66-rated case with silicone-based potting
- 90° C maximum case hot spot temperature
- Complies with ENERGY STAR® and DLC (Design Light Consortium®) technical requirements
- Worldwide safety approvals



TYPICAL APPLICATIONS

- Horticulture
- Industrial lighting
- Outdoor and indoor



CHINA Operations

tel: +86-756-6266298
No. 8 Pingdong Road 2
Zhuhai, Guangdong, China 519060

www.erp-power.com

SaveEnergy@erp-power.com

USA Headquarters

tel: +1-805-517-1300
893 Patriot Drive, Suite E
Moorpark, CA 93021, USA

X-ON Electronics

Largest Supplier of Electrical and Electronic Components

Click to view similar products for [LED Power Supplies](#) category:

Click to view products by [ERP Power](#) manufacturer:

Other Similar products are found below :

[ESS015W-1000-12](#) [EUC-075S105DT](#) [PDA-WIFI](#) [PIFC-K250F](#) [PITB-K222A](#) [ALD-514012PJ134](#) [LB240S24KH](#) [LMH020-SPLC-0000-0000001](#) [LMD600-0100-C1A7-7030000](#) [79534](#) [79535](#) [EUG-200S210DT](#) [ESS030W-1050-21](#) [ESS030W-0900-32](#) [BPOXL 4-12-035](#) [SLM160W-3.9-40-ZA](#) [ESS010W-0180-42](#) [ESS010W-0350-24](#) [ESS010W-0200-42](#) [PDA080B-1A0G](#) [ESS010W-0500-12](#) [PDA150B-S1A5G](#) [ZPS-20](#) [SLM140W-1.05-130-ZA](#) [ESS040W-1400-27](#) [ESS015W-0700-18](#) [ESS010E-0250-42](#) [EVM120W-2700-42-ECN2](#) [EDC-100S105SV-0007](#) [79278](#) [EUD-150S350DVA](#) [LWA320-C420-ARK-B](#) [50304](#) [OT FIT 50/220-240/300 D L](#) [OT FIT 35/220-240/350 D CS L](#) [OT FIT 65/220-240/350 D CS L](#) [ELEMENT 30/220-240/700 S](#) [LC 75W 100-400MA 1-10V LP EXC](#) [LCA 35W 150-700MA ONE4ALL LP PRE](#) [LCA 50W 100-400MA ONE4ALL LP PRE](#) [LCA 50W 350-1050MA ONE4ALL LP PRE](#) [LCA 50W 350-1050MA 2XCH LP PRE](#) [LCI 150/325-1050/300 O4A SL PRE](#) [LCA 75W 100-400MA ONE4ALL LP PRE](#) [LCA 45W 500-1400MA ONE4ALL SC PRE](#) [LC 50W 100-400MA FLEXC LP EXC](#) [LCA 75W 350-1050MA ONE4ALL LP PRE](#) [LC 50W 350-1050MA FLEXC LP EXC](#) [LC 75W 350-1050MA FLEXC LP EXC](#) [LCA 75W 900-1800MA ONE4ALL LP PRE](#)