

ESPE-1212-W2E-1335

- premium quality plug type 12 V power supply

FEATURES:

- compact design
- high power output
- premium class design
- safe and reliable power source
- high efficiency - Energy Star Compliance Level VI

APPLICATIONS:

- consumer electronics
- office equipment
- general purpose
- computer devices
- home and building automation
- security and monitoring systems
- POS, POI equipment



ESPE-1212-W2E-1335 is a compact and efficient 12-watt wall-mounted style plug type power unit for various types of electronic devices. It is based on high quality electronic components that allow continuous, long-lasting work in all conditions. It is reliable, fully secured and stable. It provides high efficiency and excellent specification.

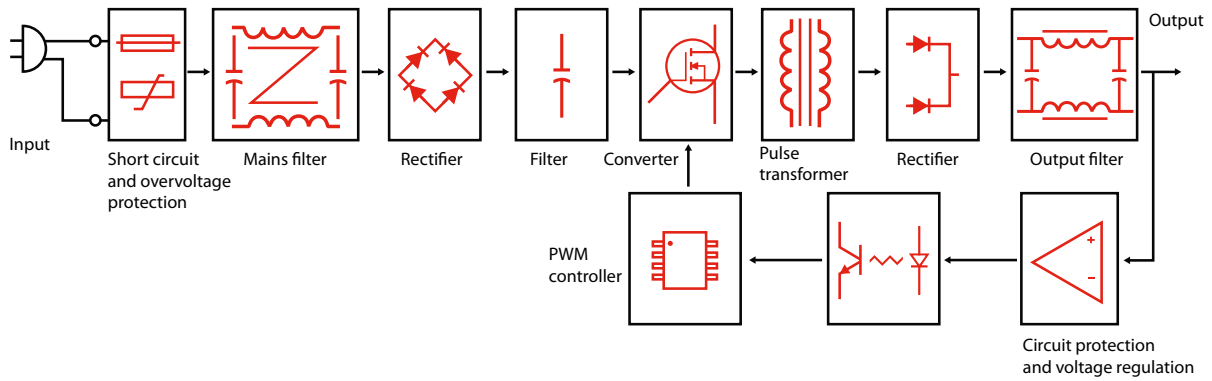
TECHNICAL SPECIFICATION

Group	Parameter	Value	Conditions
Input	Rated input voltage	100-240 VAC	
	Input voltage range	90-264 VAC	
	Mains frequency range	47-63 Hz	
	AC current (max.)	0.3 A	At 100 VAC and full load
	Inrush current (max.)	30 A	
	No load power consumption	0.1 W	
	Input leakage current (max.)	0.25 mA	At 264 VAC
	Power factor correction	No	
Output	Rated output voltage	12 V	
	Rated output power	12 W	
	Rated output current	1 A	
	Efficiency	83%	At 230 VAC
	Efficiency compliance	Energy Star Compliance Level VI	
	Line regulation	±3%	
	Load regulation	±5%	
	Ripple and noise	150 mVp-p	At 100 VAC
	Minimal output current	No	
	Hold up time (max.)	5 ms	At 100 VAC and full load
DC voltage rise time (max.)	40 ms	At 100 VAC and full load	
Turn on delay time (max.)	3 s	At 100 VAC and full load	
Environmental	Working temperature	0 to +40°C	
	Working humidity	25% to 75% RH	40°C
	Storage temperature	-10°C to +80°C	
	Cooling method	Free air circulation	
Protection	Short circuit	Yes	
	Overcurrent	Yes	
	Output overvoltage	Yes	
	Automatic recovery on fault remove	Yes	
Safety and EMC	Withstand isolation voltage	3 kVAC (input to output)	5 mA, 1 min
	Isolation resistance	100 MΩ	500 VDC
	Isolation class	2	
	Safety compliance	EN62368	
	EMC compliance	EN55022 class B	
	Marking	RoHS, CE	
Mechanical and features	Enclosure	Black ABS plastic	
	Size	69 × 27 × 38 mm	L × W × H
	Weight	81 g	
	Output connector	DC Jack 1.3 × 3.5 × 10 mm	Plus in the middle
	Input connector	EU 2-pole plug	
	Output cable	1.5 m	0.32 mm ²
	Single package	85 × 52 × 70 mm	
	Packing	450 × 285 × 310 mm	100 pieces
Manufacturing	China		
Warranty	3 years		

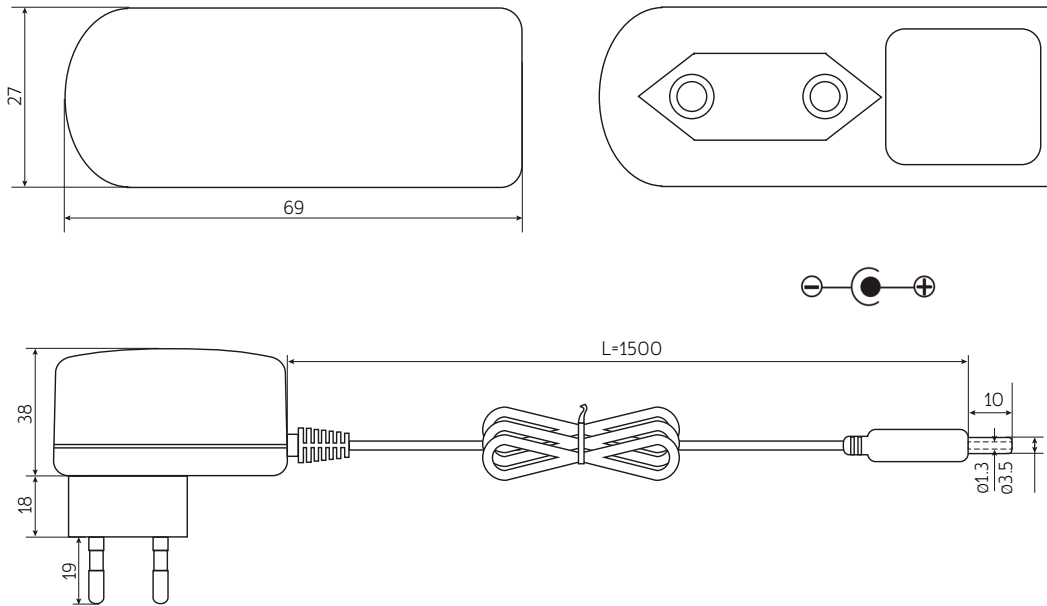
Notes:

Unless otherwise stated, all parameters are specified at 230 VAC input voltage, 50 Hz, ambient temperature 25°C and relative humidity 70% for rated load output. The values of parameters related to the output voltage regulation is measured from low to high line or for load changes from 0 to 100%, respectively. The power supply is considered as an independent unit, but the final equipment still need to reconfirm that the whole system complies with the EMC directives. If the PSU is installed in the final device as a subassembly, the tests should be repeated to verify that the system has been met compliance. Detailed technical data are available on request.


BLOCK DIAGRAM



MECHANICAL SPECIFICATION



PRODUCT LABEL



Legend to the label icons:

- ☐ - II safety class: no grounding is required, no dangerous voltage even in an emergency situation will appear on output
- 🏠 - power supply intended for indoor use only
- ⊖ ⊕ - polarization: plus in the middle, minus outside
- ♻️ - the product must not be disposed of in normal waste containers

MARKING SYSTEM

ESPE-1212-W2E-1335

- Mains plug **W2E**
- Rated output voltage **12 V**
- Output power **12 W**
- Family **ESPE**

OTHER POWER SUPPLIES IN THIS SERIES

Model	ESPE-0112-W2E	ESPE-0312-W2E	ESPE-0612-W2E	ESPE-1212-W2E	ESPE-1512-W2E	ESPE-1812-W2E	ESPE-2412-W2E
Rated output voltage	12 V	12 V	12 V	12 V	12 V	12 V	12 V
Rated output current	0.1 A	0.3 A	0.5 A	1 A	1.2 A	1.5 A	2 A
Rated output power	1.2 W	3.6 W	6 W	12 W	14 W	18 W	24 W

X-ON Electronics

Largest Supplier of Electrical and Electronic Components

Click to view similar products for [Espe manufacturer](#):

Other Similar products are found below :

[ESPE-3612-P3-2155+KB+OP](#) [ESPE-0605-W2E-2155](#) [ESPE-9024-P3-2155+KB+OP](#) [PRO2412W2E-2155L](#) [OP-YTLY1-2057](#) [E3612C8-2563](#)
[PRO2005W2E-1335](#) [LSF10012CV](#) [PRO1212W2E-2155LCN](#) [ESPE-0606-W2E-2155](#) [PRO1505W2E-1740](#) [E2415W2E-1748](#) [PRO2005W2E-2155L](#) [PRO2412C8](#) [PRO2412W2E-2555L](#) [PRO0612W2E-1740CN](#) [ESPE-HDN9012](#) [PRO1005W2E-2555L](#) [PRO1515W2E-2155L](#)
[PRO1515W2E-2555L](#) [LNI15012CV](#) [OP-YTLY1-2000](#) [PRO1512W2E-1335](#) [PRO2005W2E-2555L](#) [PRO2412C8-2555L](#) [PRO2412W2E-1335](#)
[PRO3624C8-2555L](#) [ESPE-0909-W2E-2155+OP](#) [ESPE-6015-T2-2155+KB+OP](#) [LN10024CV](#) [E2424W2E-2555L](#) [PRO12024C13-2555](#) [ESPE-0909-W2E-2555+OP](#) [OPAC-3G0.75-1-2057](#) [OPAC-2X0.75-3-2000_5000](#) [ESPE-6524-P3-2155](#) [PRO1505W2E-2155S](#) [ESPE-1212-W2E-2155](#)
[OPAC-2X0.75-1-2057](#) [E3612C8-2155L](#) [E3612C8-2555L](#) [ZSIDT24/2.7-4A](#) [LNG8012CV](#) [ESPE-1212-W2E-2155L](#) [ESPE-2608-T2-2155+KB+OP](#) [OP-YTLY1-3041](#) [OPAC-2X0.75-1-5028](#) [OPAC-3G0.75-1-5028](#) [OP-YTLY3-2000_5000](#) [LNH10012CV](#)