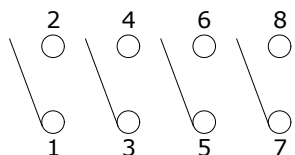
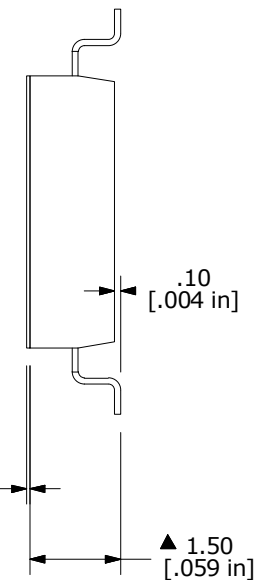

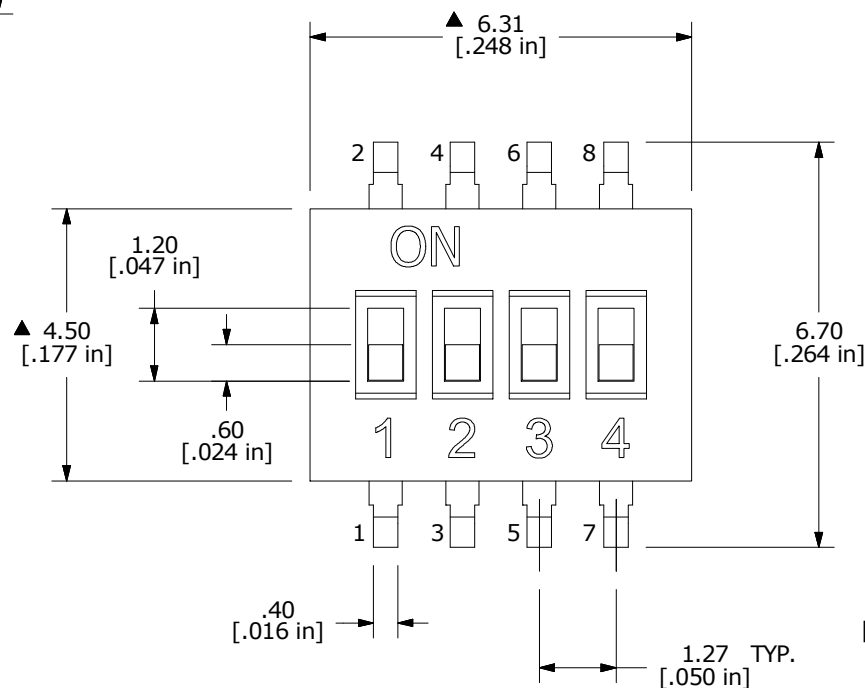


PC LAYOUT



CIRCUIT LAYOUT



NOTE:

1. ALL DIMENSIONS IN MM [INCH]
2. GENERAL TOLERANCE: X.X = ± 0.4
X.XX = ± 0.25
3. TERMINAL NUMBERS FOR REF. ONLY.
- ▲ 4. OPERATING FORCE: 500 ± 100gf
5. TRAVEL: 0.6 ± 0.25mm
6. CONTACT RATING: 25mA, 24VDC
7. CONTACT RESISTANCE: 100mΩ MAX.
8. INSULATION RESISTANCE: 100MΩ MIN @ 500VDC
9. DIELECTRIC STRENGTH: 300VAC 1 MIN.
10. LIFE: 1,000 CYCLES.
11. OPERATING TEMPERATURE: -40°C to 85°C
- ▲ 12. PACKAGING: 75 PCS TUBE
13. ▲ DENOTES CRITICAL PARAMETER.
14. 2011/65/EU (ROHS) COMPLIANT
15. ALL SWITCHES SHIPPED IN THE "OFF" POSITION



F	22825	UPDATE PRINT	5/2//17	MW
E	22233	UPDATED NOTE #15	3/30/16	MJR
REV	PCR NO	DESCRIPTION	DATE	BY

TITLE KAN1104RT				
SCALE	DATE	DR	DWG	REV
8:1	7/13/2007	BLR	N111202	F

THE INFORMATION CONTAINED IN THIS DOCUMENT IS PROPRIETARY TO E-SWITCH AND IS NOT TO BE COPIED OR TRANSFERRED

X-ON Electronics

Largest Supplier of Electrical and Electronic Components

Click to view similar products for [DIP Switches/SIP Switches](#) category:

Click to view products by [E-Switch](#) manufacturer:

Other Similar products are found below :

[78M03S](#) [79B10T](#) [8136-475G4T](#) [G7G-1A2-CB-DC12](#) [H7CZL8AC100240](#) [A7SS-M](#) [A8CA-201](#) [DBS1008](#) [DRR60016](#) [DRS4016](#) [1825008-1](#)
[1825444-1](#) [25.350.0653.0](#) [SBS 5004 TG](#) [SDA10H1BDA](#) [97R06ST](#) [A2C-2A5](#) [1825444-7](#) [ADE08SA04](#) [ADE12S04](#) [192960010](#) [2-1825058-8](#)
[25.330.0653.1](#) [25.352.0353.0](#) [CXDRIVEV2X](#) [IKN0600000](#) [IKN0800000](#) [LA2-002-DC24](#) [DBS1003](#) [438872000](#) [DRD10CRAE04](#) [DSR02T](#)
[DSS 208 N](#) [E2FMX2D1M1TGJ03M](#) [NDI10H](#) [219-9MSTP](#) [206-8LPS](#) [204-6ES](#) [EPM02FV](#) [701521596](#) [NDS08V](#) [76SB05](#) [79A10](#)
[TD06H0SK1](#) [Z7.255.9027.0](#) [1-1825058-3](#) [1825428-4](#) [206-8ST-ON](#) [219-10LPSTF](#) [E3ZG6111D03M](#)