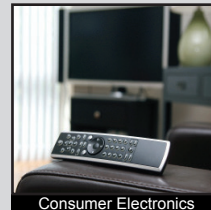




R1966 SERIES ROCKER SWITCH

ANTI-VANDAL SWITCHES
DETECTOR SWITCHES
DIP SWITCHES
KEYLOCK SWITCHES
NAVIGATION SWITCHES
PUSHBUTTON SWITCHES
ROCKER SWITCHES
ROTARY SWITCHES
SLIDE SWITCHES
SNAP ACTION SWITCHES
TACTILE SWITCHES
TOGGLE SWITCHES
CAP OPTIONS



APPLICATIONS / MARKETS



RoHS

SPECIFICATIONS

Contact Rating: 15A @ 125VAC UR, cUR
8A @ 250VAC UR, cUR
6A @ 250VAC VDE

Contact Arrangement: SPST, SPDT

Electrical Life: 10,000 cycles

Mechanical Life: 30,000 cycles

Insulation Resistance: >1000 MΩ

Dielectric Strength: 1,500VAC for 1 minute

Operating Temperature: -30°C to 65°C

Storage Temperature: -30°C to 80°C

Panel Thickness: 0.7mm to 3.0mm

FEATURES & BENEFITS

- Agency approvals: cURus, VDE
- SPST and SPDT
- LED Illumination options
- Multiple circuit functions
- Multiple termination options
- Actuator marking available

PART NUMBER CONFIGURATOR

| Series | Circuit | Housing Color | Actuator Color | Marking (see chart) | Termination | LED Color* |
|--|---|--|---|---|---|--|
| <input type="text" value="R"/> <input type="text" value="1"/> <input type="text" value="9"/> <input type="text" value="6"/> R1966 | <input type="text" value="A"/> A - SPST, On-Off C - SPDT, On-On D - SPDT, On-Off-On E - SPST, On-(Off) F - SPST, Off-(On) G - SPDT, On-(On) H - SPDT, On-Off-(On) I - SPDT, (On)-Off-(On) | <input type="text" value="BLK"/> <input type="text" value="WHT"/> <input type="text" value="GRY"/> BLK - Black WHT - White GRY - Grey | <input type="text" value="BLK"/> <input type="text" value="RED"/> <input type="text" value="WHT"/> BLK - Black RED - Red WHT - White | <input type="text" value="A"/> A B C D E F G H I | <input type="text" value="F"/> F - 0.187 QC .031 thk G - 0.187 QC .020 thk S - Solder Lug P - PCB Pins R - Right Angle PCB Pins L - Left Angle PCB Pins | <input type="text" value="RED"/> RED - Red GRN - Green BLU - Blue YEL - Yellow |

NOTES:

* LED Color option only available with the "A" circuit option
From the "A" circuit option with either the "R" or "L" terminal option, the LED terminals are solder lug terminals and are not bent in either the right or left angle terminal direction as the switch terminals. They protrude straight out from the switch body.

Specifications subject to change without notice 11.29.2017



E-SWITCH®

www.e-switch.com

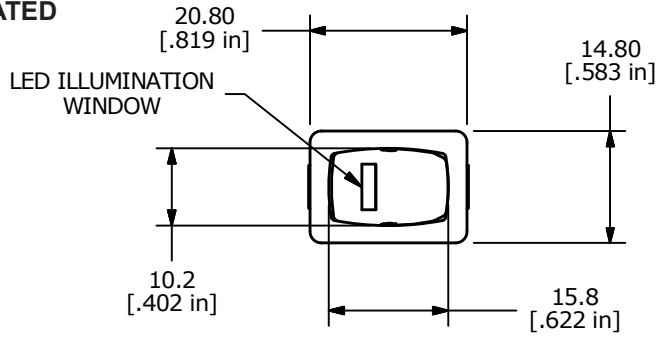
800.867.2717

1

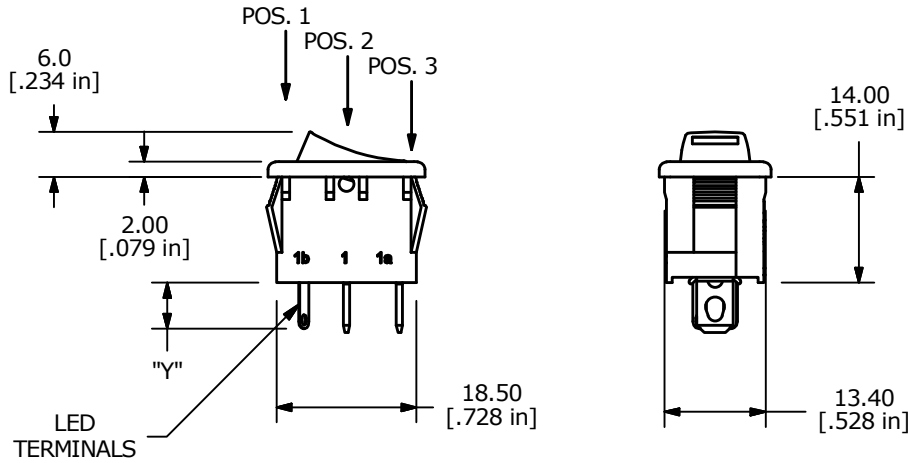
R1966 SERIES ROCKER SWITCH

BODY DIMENSIONS

ILLUMINATED

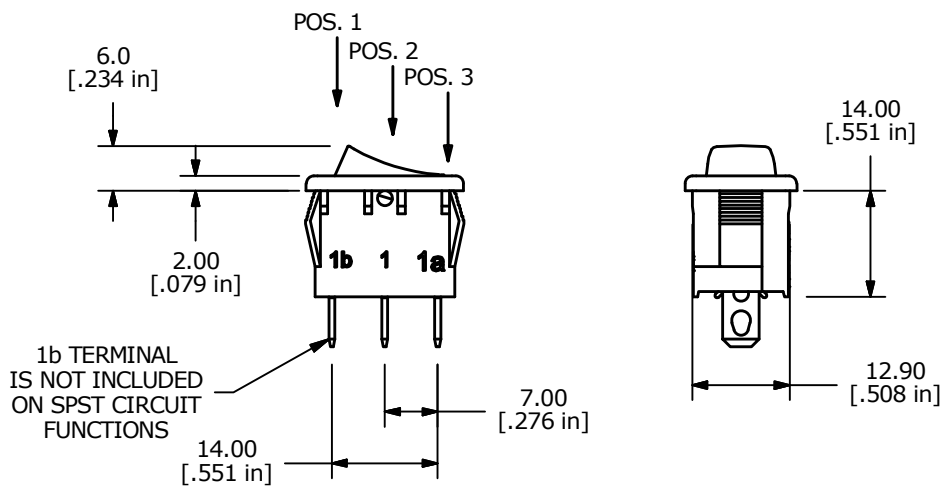
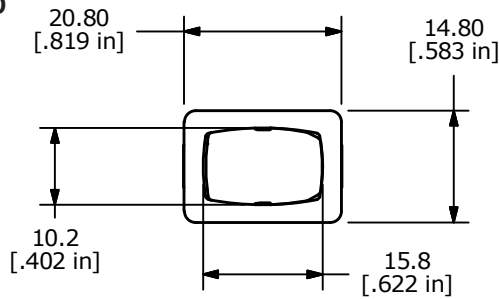


| WHEN LED IS USED WITH TRMINALS | DIM "Y" |
|--------------------------------|------------|
| F, G, P, L, R | 6.1 (0.24) |
| S | 1.7 (0.07) |



BODY DIMENSIONS

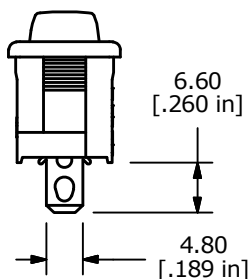
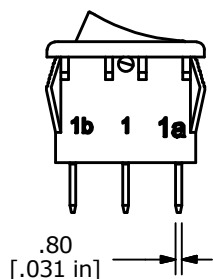
NON ILLUMINATED



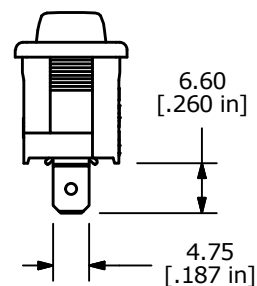
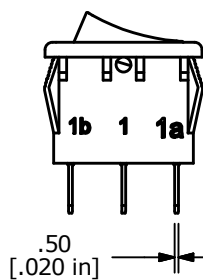
ANTI-VANDAL SWITCHES
 DETECTOR SWITCHES
 DIP SWITCHES
 KEYLOCK SWITCHES
 NAVIGATION SWITCHES
 PUSHBUTTON SWITCHES
ROCKER SWITCHES
 ROTARY SWITCHES
 SLIDE SWITCHES
 SNAP ACTION SWITCHES
 TACTILE SWITCHES
 TOGGLE SWITCHES
 CAP OPTIONS

R1966 SERIES ROCKER SWITCH

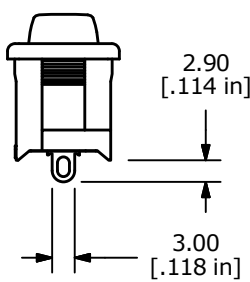
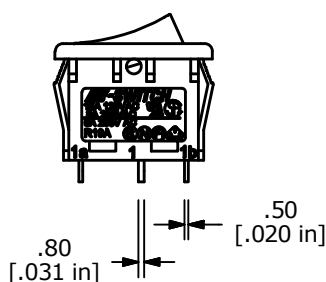
TERMINATION OPTIONS



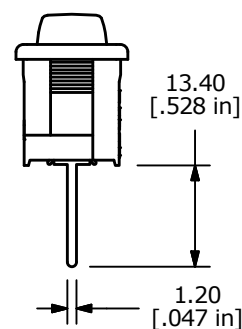
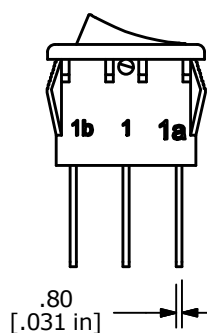
"F" TERMINAL



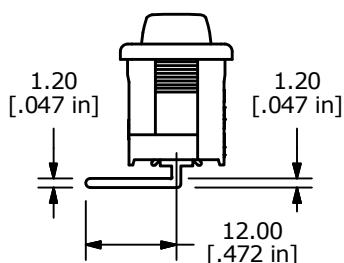
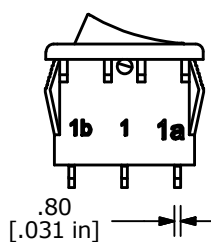
"G" TERMINAL



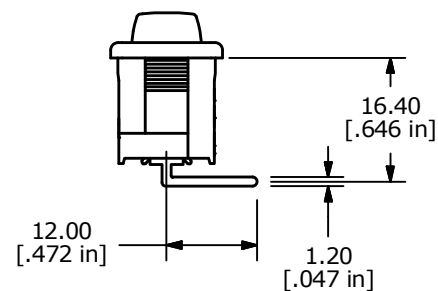
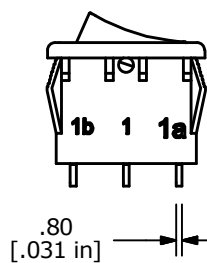
"S" TERMINAL



"P" TERMINAL

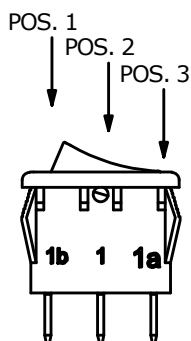


"L" TERMINAL



"R" TERMINAL

FUNCTION CHART



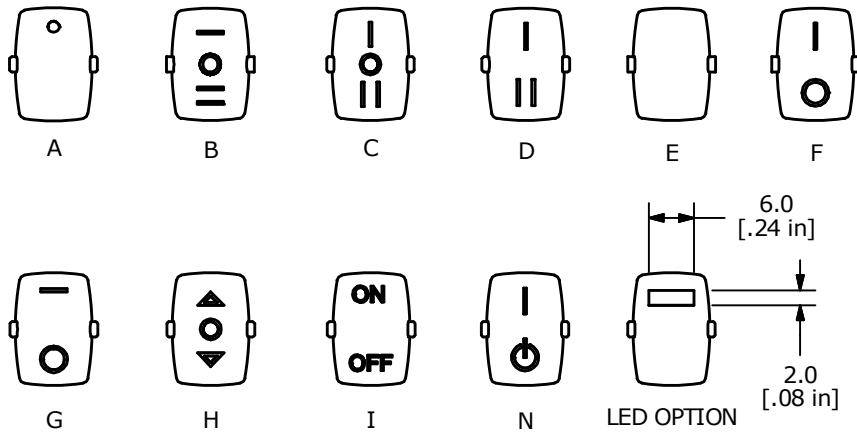
| R1966 - SINGLE POLE TERMINAL CHART | | | | |
|------------------------------------|------------------|--------|--------|--------|
| VERSION | FUNCTION OPTION | POS. 1 | POS. 2 | POS. 3 |
| SPST | A - 1 POLE | ON | NONE | OFF |
| SPDT | C - 1 POLE | ON | NONE | ON |
| SPDT | D - 1 POLE | ON | OFF | ON |
| SPST | E - 1 POLE | ON | NONE | (OFF) |
| SPST | F - 1 POLE | OFF | NONE | (ON) |
| SPDT | G - 1 POLE | ON | NONE | (ON) |
| SPDT | H - 1 POLE | ON | OFF | (ON) |
| SPDT | I - 1 POLE | (ON) | OFF | (ON) |
| SPST | TERMINAL CLOSURE | 1a-1 | OPEN | N/A |
| SPDT | TERMINAL CLOSURE | 1a-1 | OPEN | 1-1b |

() DENOTES = MOMENTARY

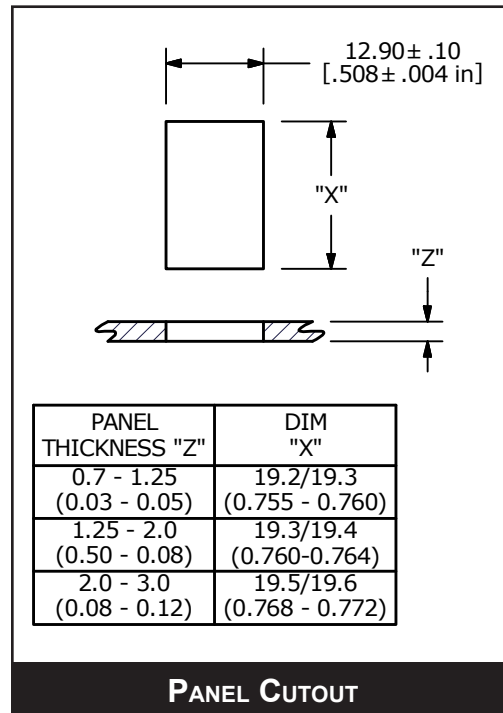
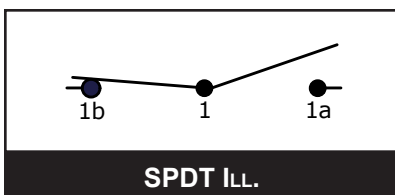
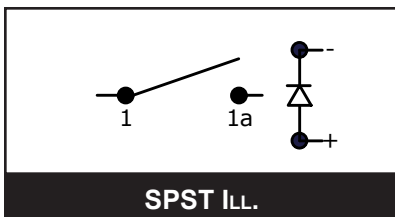
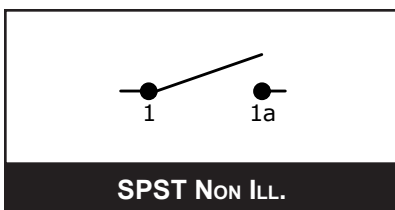
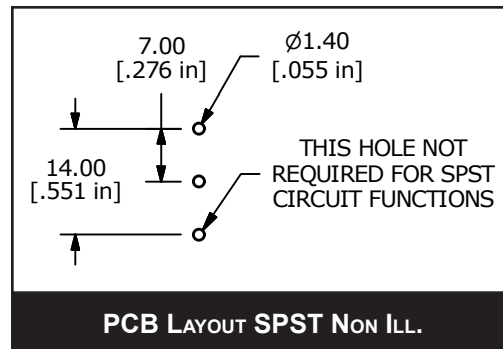
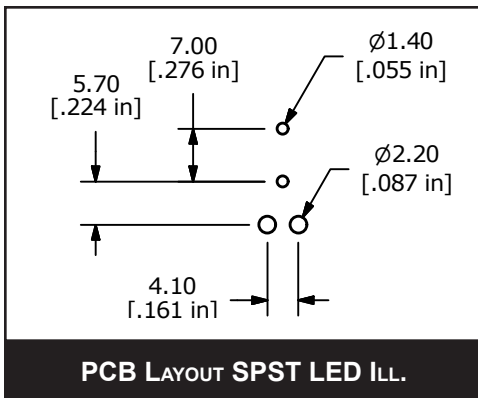


R1966 SERIES ROCKER SWITCH

MARKING OPTIONS



SCHEMATICS & LAYOUTS



ANTI-VANDAL SWITCHES
DETECTOR SWITCHES
DIP SWITCHES
KEYLOCK SWITCHES
NAVIGATION SWITCHES
PUSHBUTTON SWITCHES
ROCKER SWITCHES
ROTARY SWITCHES
SLIDE SWITCHES
SNAP ACTION SWITCHES
TACTILE SWITCHES
TOGGLE SWITCHES
CAP OPTIONS

X-ON Electronics

Largest Supplier of Electrical and Electronic Components

Click to view similar products for [Switch Fixings](#) category:

Click to view products by [E-Switch](#) manufacturer:

Other Similar products are found below :

[893102000](#) [00-5150](#) [LZZ1A](#) [0098.9234](#) [61-9451.0](#) [M2PA-5011](#) [630155](#) [635401](#) [6PA113](#) [6PA147-E6](#) [6PA148-E6](#) [6PA32](#) [6PA9](#) [700106](#)
[700109](#) [700303A56](#) [700C1GRY](#) [700C2GRN](#) [704-6001](#) [704.960.9](#) [704.965.2](#) [704.965.6](#) [704.966.0](#) [7089-3](#) [710082-B11](#) [71M1048](#)
[757200264](#) [764300000](#) [MHU35](#) [MHU37](#) [807039-1](#) [825.003.011](#) [825.005.011](#) [825.053.011](#) [825.055.011](#) [826.000.071](#) [827.020.011](#)
[827.400.021](#) [835.900.023](#) [MML52C10C](#) [MML52E10C](#) [MML92HGH](#) [MML93K](#) [84211M02CNNS](#) [84212M02CNNS](#) [84217A8.0LNOS](#)
[842.500.011](#) [843.000.011](#) [843187-000](#) [843487-000](#)