



DTE150-xx-FWX-W

150W

Dual Output



FEATURES:

- Dual Output
- With Active PFC
- Total Power: 150Watts
- Input: 90-264VAC
- AC Input: IEC 320-C14 Inlet
- Two year warranty



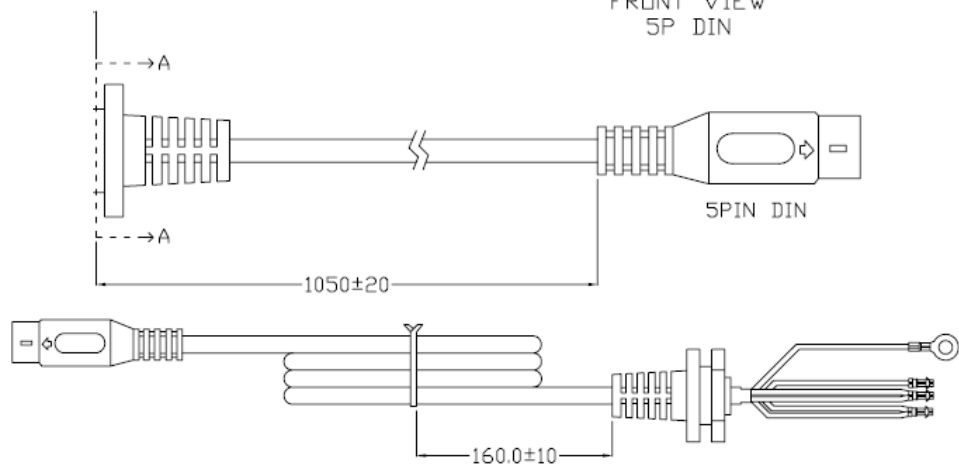
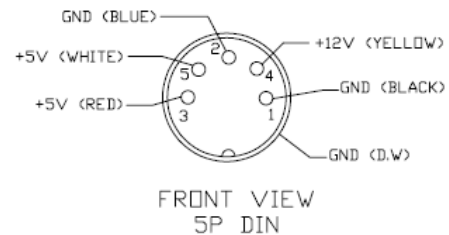
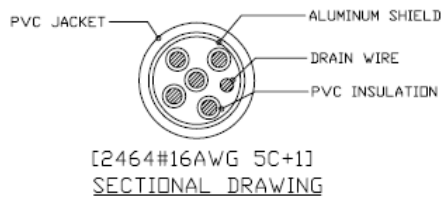
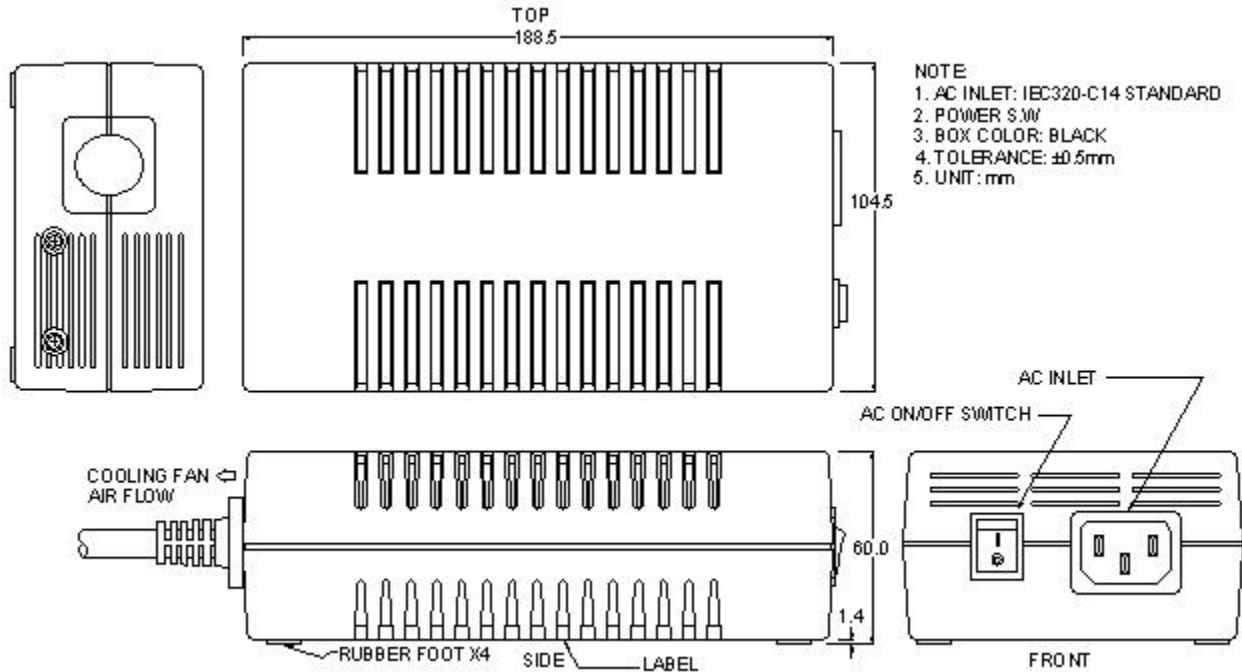
MODEL/CHANNEL		Unit	DTE150-0512-FWX-W	
OUTPUT	OP Rating Vo	Vdc	+5Vdc	+12Vdc
	OP Rating Io	A	15A	8A
	Ripple and Noise(max.) *3	mV	50	120
	O/P Regulation	-	5%	5%
	Po (Max.)	-	150	
	Hold Up Time	-	>16ms typical at full load @ 115VAC	
MODEL/CHANNEL		Unit	DTE150-1212-FWX-W	
OUTPUT	Output Voltage	V	+12V	-12V
	Output Current	A	12A	1.5A
	Ripple and Noise(max.) *3	mV	120mV	120mV
	Hold Up Time	-	> 10ms typical @full load, 115VAC	
MODEL/CHANNEL		Unit	DTE150-0519-FWX-W	
OUTPUT	OP Rating Vo	V	+5Vdc	+19Vdc
	OP Rating Io	A	15A	5A
	Ripple and Noise(max.) *3	mV	50mV	190mV
	Hold Up Time	-	>10ms typical at full load @ 115VAC	
INPUT	Power	V	>0.9 (20%~100% Load)	
	Input Voltage	Vac	90-264VAC	
	Input Current	A	2.5A max.@ 90VAC	1A max.@ 264VAC
	Input Frequency	Hz	47-63Hz	
	Efficiency (typical) *2	mA	>70% @ full load, 115VAC	
	Protection	Over Voltage Protection	-	Available
Over Load Protection		-	Over load protected @ 110% to 145% above following maximum rating	
Short circuit protection		-	Auto Recover	
Environmental Agencies	Safety	-	UL 60950	CSA 22.2-No.60950 TUV EN60950
	EMC Standards	-	FCC Class B	CISPR 22 Class B EN 55022 Class B CE
	MTBF	-	>80,000 hours at full load and 25 °C ambient temperature	
Environment	Operating Humidity	-	0 to +40°C	
	Storage Temperature	-	-10 to +70 °C	
Dimension	Size(WxHxD) / Weight	mm/g	L188.5xW104.5xH60mm	





Mechanical Dimensions (mm)

150W



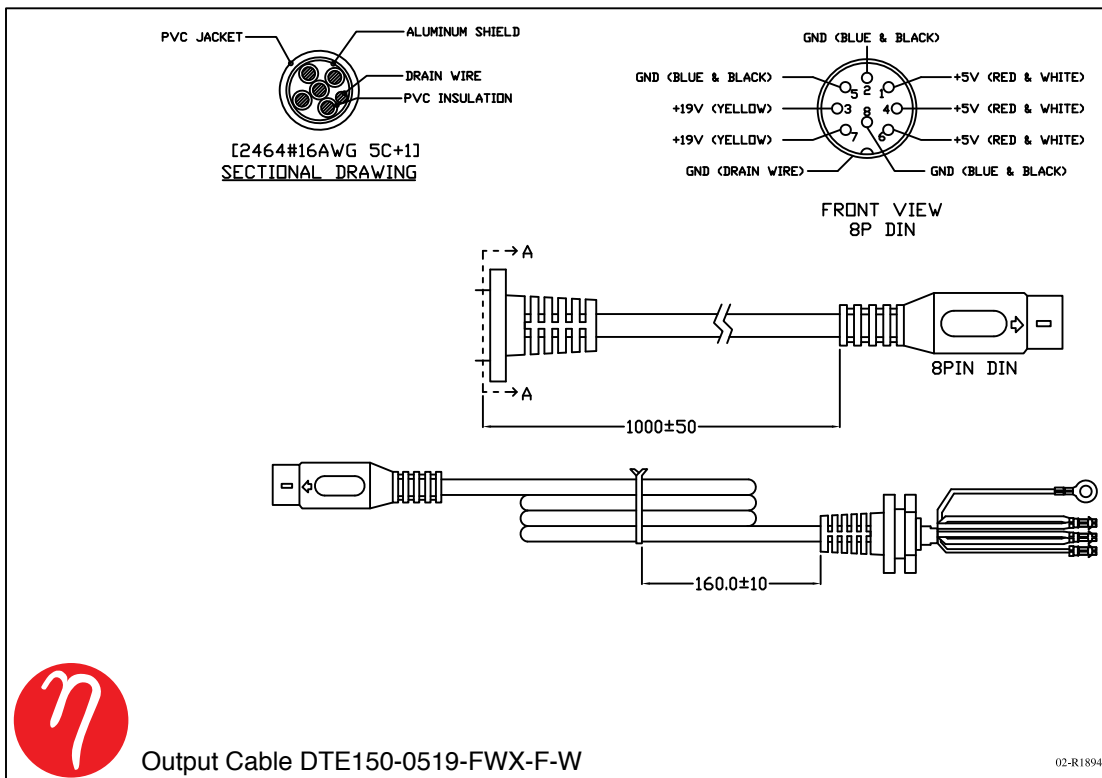
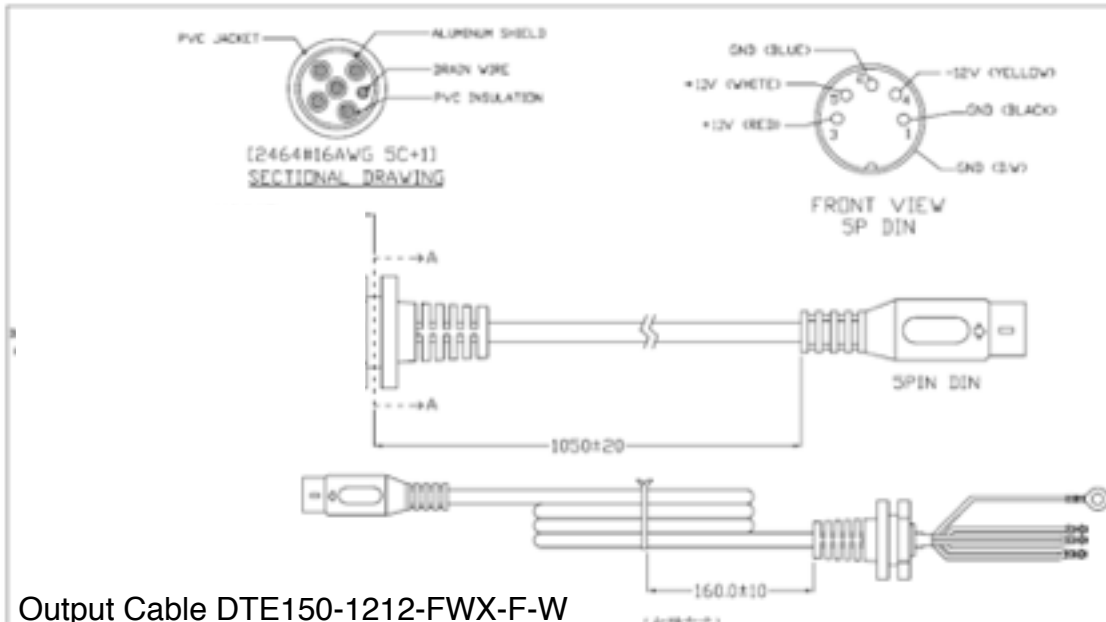
Output Cable DTE150-0512-FWX-F-W





Mechanical Dimensions (mm)

150W



02-R1894



X-ON Electronics

Largest Supplier of Electrical and Electronic Components

Click to view similar products for [Desktop AC Adapters](#) category:

Click to view products by [ETA](#) manufacturer:

Other Similar products are found below :

[YS50-1903150](#) [DTA27-3X-W-5](#) [212A2136](#) [ADP485-01](#) [SWA-1202](#) [SWA-1501](#) [212A2220](#) [432703037451](#) [TRH100A280-01E13-Level-VI](#)
[TRH100A280-11E13-Level-VI](#) [TRH50A120-12E01-Level-VI](#) [TRH50A120-40E01-Level-VI](#) [TRH50A150-12E12-Level-VI](#) [TRH50A180-11E03-Level-VI](#) [TRH70A120-11E01-Level-VI](#) [TRH70A150-02E02-Level-VI](#) [TRH70A190-11E03-Level-VI](#) [TRH70A240-11E03-Level-VI](#)
[TRH70A480-11E03-Level-VI](#) [DA10-050US](#) [DTA27-0512FWX-W3](#) [TRH100A120-02E12-Level-VI](#) [TRH100A150-11E12-Level-VI](#)
[TRH100A240-36E13-Level-VI](#) [TRH100A280-12E13-Level-VI](#) [TRH50A120-11E01-Level-VI](#) [TRH50A120-49E01-Level-VI](#) [TRH50A150-12E02-Level-VI](#) [TRH70A120-01E01-Level-VI](#) [KR8-PS01](#) [1894875](#) [FWE030012A-10A](#) [FWE050024B-10A](#) [820A4080G](#) [825A0057-03](#)
[SWA-1704W](#) [AD5012N2LM-\(401\)](#) [DA10-050CH](#) [SDI65-24-UDC-P5R](#) [DA10-050UK](#) [TRH70A180-11E03-Level-VI](#) [TRH21A120-49E03-Level-VI](#) [TRH100A240-12E13-Level-VI](#) [TRH70A150-11E02-Level-VI](#) [TRH70A120-23E11-Level-VI](#) [TRH70A240-02E03-Level-VI](#)
[TRH50A240-12E03-Level-VI](#) [TRH70A190-12E03-Level-VI](#) [FWE050012B-10A](#) [AC-DC ADAPTER 90W w/ Cable](#)