



ETA-USA

HIGH QUALITY SWITCHING POWER SUPPLIES

AC/DC SWITCHING POWER
SUPPLY
SINGLE CHANNEL OUTPUT
150 WATTS
UNIVERSAL INPUT

ESS150 SERIES



General Description

ES Series

ESS15 15W ESS75 75W
 ESS30 30W ESS100 100W
 ESS50 50W ESS150 150W

Closed Frame

Features

1. Smaller than competitors by 15-20%
2. Operating temp shows full load at 50° C (122° F), can operate at temperatures up to 71°C
3. Five-year guarantee
4. Over-current protection
5. Over-voltage protection
6. Remote Sensing (sense line) available
7. Can meet medical and appliance standards
8. Low leakage < 500µA

Options

- Remote Control optional
- Remote sensing available
- DIN Rail available
- V JST (except 3.3V/5V)

Application

Broad needs

Input

Input Voltage:	AC100~240V
Input Voltage Range:	AC85~264V (DC110~350V)
Input Frequency:	50/60Hz
Frequency Range:	47~440Hz
Phase:	Single
Inrush Current:	*1 14A at 100V; 28A at 200V



ETA-USA

HIGH QUALITY SWITCHING POWER SUPPLIES

Output Characteristic	Unit	Models						
		ESS150-3.3	ESS150-05	ESS150-12	ESS150-15	ESS150-24	ESS150-36	ESS150-48
Output Voltage	Vdc	3.3	5.0	12	15	24	36	48
Output Current	A	30	30	13	10	6.5	4.3	3.3
Voltage Adjust Range	V	2.97~3.63	4.50~5.50	10.8~13.2	13.5~16.5	21.6~26.4	32.4~39.6	43.2~52.8
Ripple & Noise(max)	mVpp	120	120	150	150	150	250	250
Rise time	mS	30 typ.						
Hold up time	mS	30 max.						
Regulation								
a. Line Regulation [max]	mV	20	20	48	60	96	144	192
b. Load Regulation	mV	40	40	100	120	150	240	240
c. Temperature Coefficient	0 to 50°C	50	50	120	150	240	360	480
	-10 to 0°C	60	60	150	180	290	450	600
d. Drift(maximum)	mV	20	20	48	60	96	144	192
Efficiency *1	%	At AC100V 81%-86.5% At AC 200V 83%-89%						
Power Factor *1		0.89-0.99						

Note: If you would like to buy a wire harness with this power supply, you may either order the wire harness through Molex or directly through ETA-USA. Please observe the following table:

ETA POWER SUPPLY	INPUT HOUSING -JST	OUTPUT HOUSING -JST	TERMINAL	ETA WIRE HARNESS # ; input/output
ESS150-3.3V				
ESS150-05V				
ESS150-12V				
ESS150-15V	0010-63-3044- (5199-04)	0009-50-1063-(5196-06)	5194PBT(L)	WH-ESS150-J; 40cm WIRE HARNESS
ESS150-24V				
ESS150-36V				
ESS150-48V				



ETA-USA

HIGH QUALITY SWITCHING POWER SUPPLIES

Environmental Specification	
Operating Temperature*3	-10 to +71 °C
Operating Humidity	20~90% RH
Storage Temperature	-30 to +85 °C
Storage Humidity	10~95% RH [non-condensing]
Withstanding Voltage	Primary-Secondary AC3,000V for 1minute Primary-Frame Ground AC2,500V for 1minute Secondary-Frame Ground AC1,000V for 1minute *Sensory Current: Secondary Frame Ground (20[mA])/Others (10[mA])
Isolation Resistance	Primary-Secondary-Frame Ground 100MΩ(minimum) by DC500V insulation tester
Vibration	5~10Hz:10mm double amplitude,10-55Hz:19.6m/s ² ,30 minute cycle each along X,Y,Z axes(non-operating)
Shock	196 m/s ² on x,y,z axis
Cooling	Convection
Leakage current	500μA
MTBF	>150,000 hours
Environmental Agencies	
Line Conducted Noise [EMI]	Built to meet FCC-B, VCCI-B, CISPR22-B, EN55022-B
Line Harmonic Distortion/Current	IEC61000-3-2 Compliant
Safety	UL60950-1 1st ed., CAN/CSA C22.2 No.60950-1-03 Approved UL508 17th ed., CAN/CSA C22.2 No.107.1-01 Approved EN60950-1:2001+A11:2004 Approved CE Marking : EN60950-1:2001+A11:2004 (LVD) Declared
Function/Protection	
Over current Protection	Operate at 105% min of rated current, automatic return
Over voltage Protection	Input reentry at shutdown
Remote Sense	Available
Remote Control	Applicable by Option(External signal input is required)
Series Operation	Available
Parallel Operation	Not Available (N+1 Operation is Applicable by Diode-OR)
Driving Indicator	Power Source on LED indication; Green
Mechanical	
Dimension [mm]	37.5W × 164.5L × 81.5H
Weight [g] (typical)	600

Conditions:

- *1 Rated input and Rated output
- *2 at Output current quick change 25% to 75%
- *3 At 100% load (convection cooling)



ETA USA
16170 Vineyard Blvd. Suite 180, Morgan Hill, CA 95037
Phone: 1-800-ETA-POWR, (408) 778-2793 Fax: (408) 779-2753

Visit us at: www.eta-usa.com
email at: sales@eta-usa.com

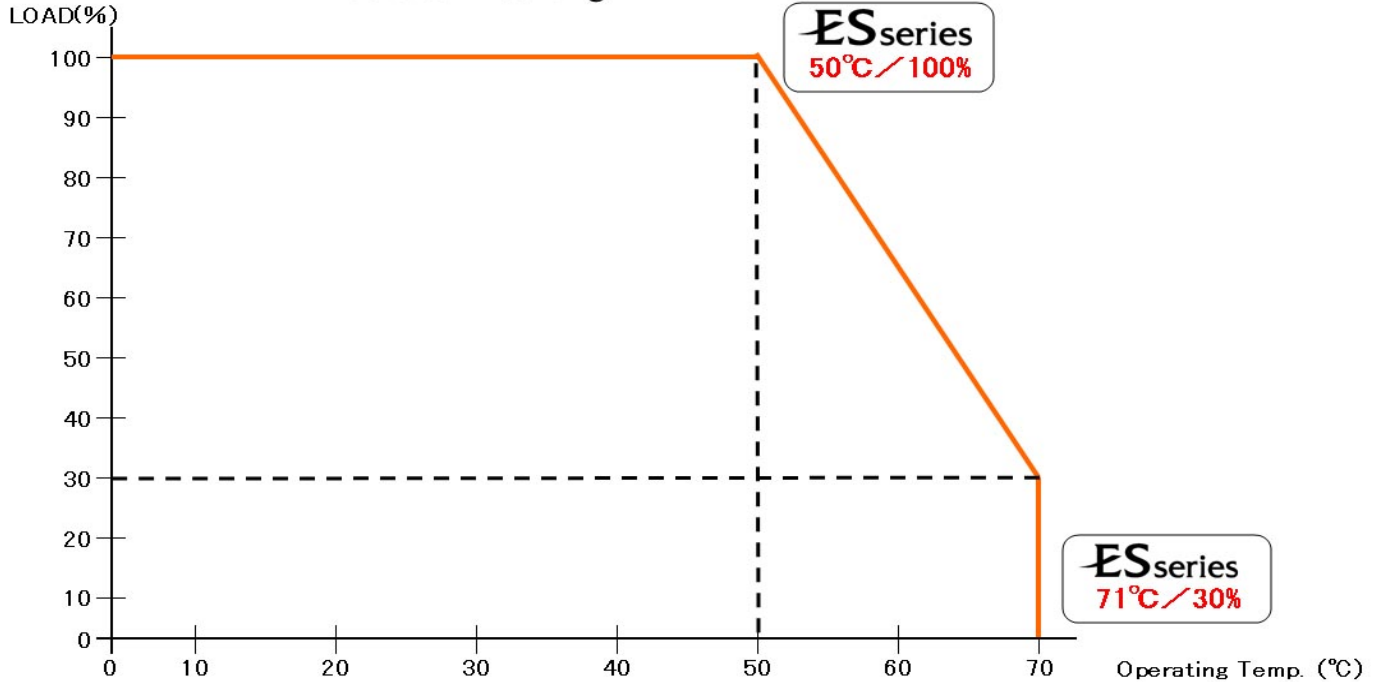


ETA-USA

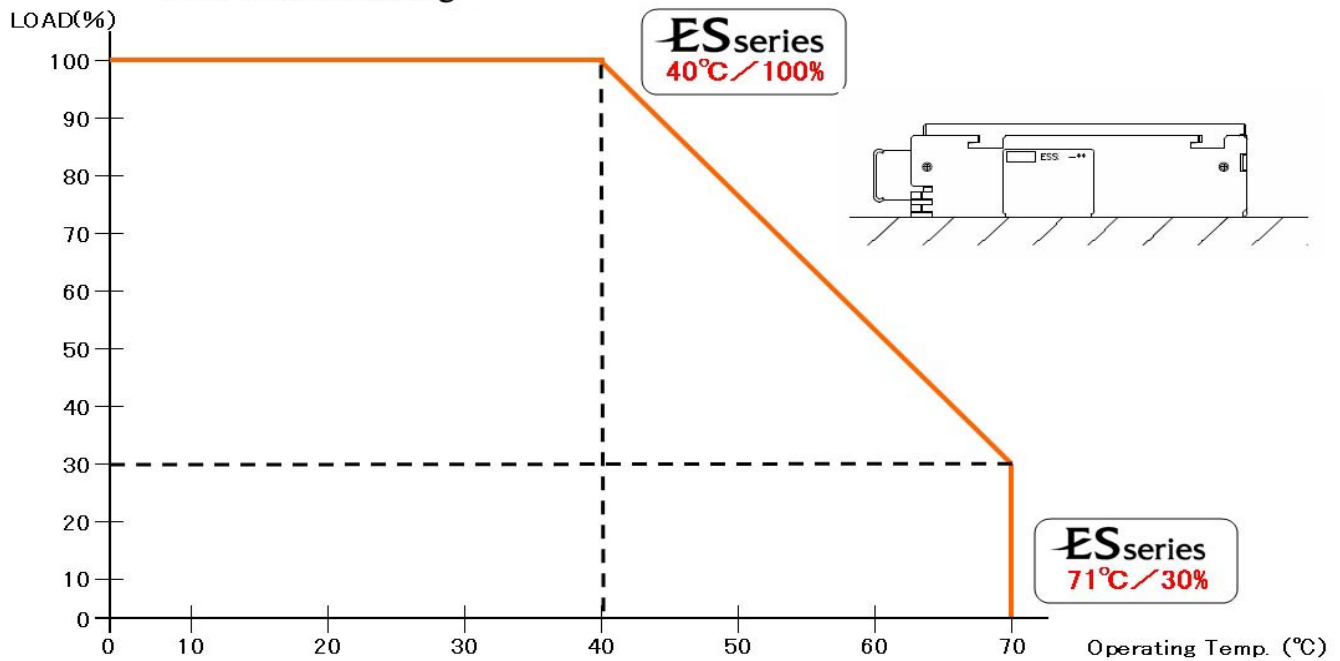
HIGH QUALITY SWITCHING POWER SUPPLIES

Derating Curves

Vertical Mounting



Horizontal mounting

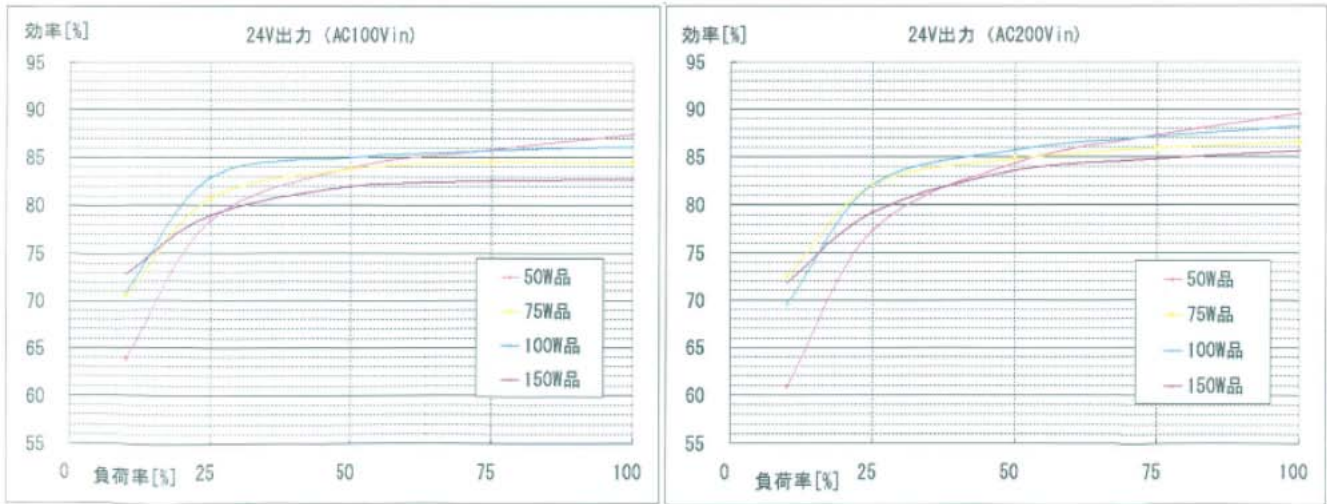




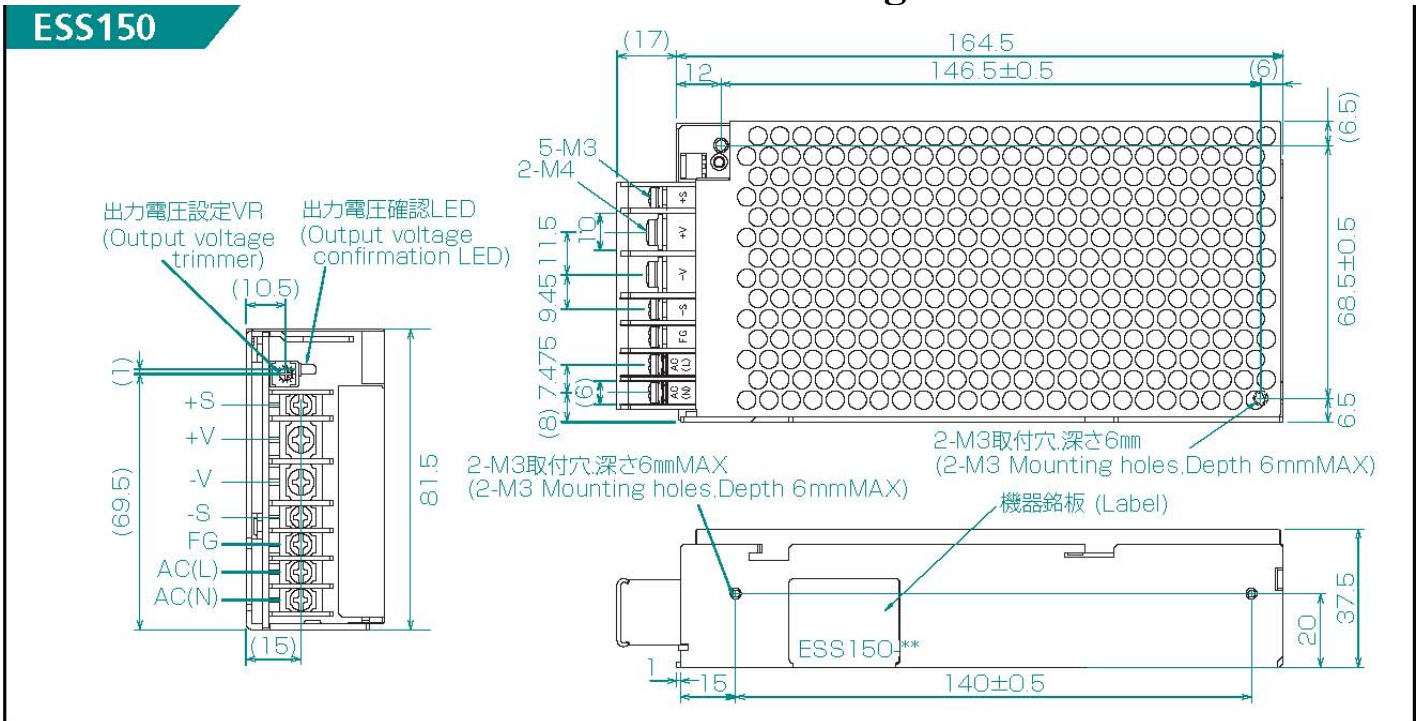
ETA-USA

HIGH QUALITY SWITCHING POWER SUPPLIES

Efficiency Curves



Mechanical Drawings

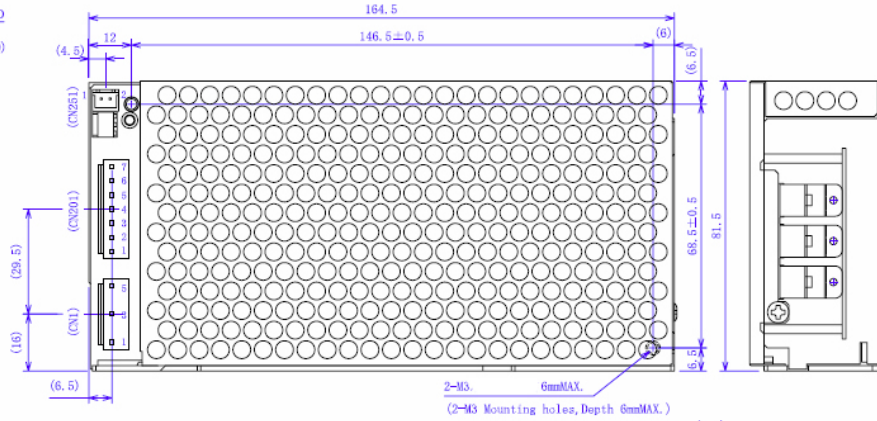
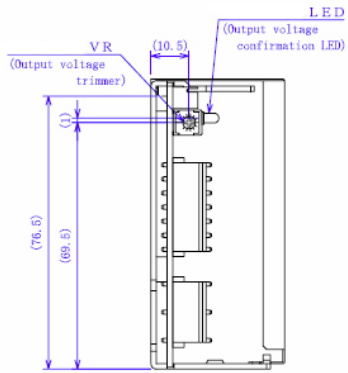




ETA-USA

HIGH QUALITY SWITCHING POWER SUPPLIES

"Vo" connector



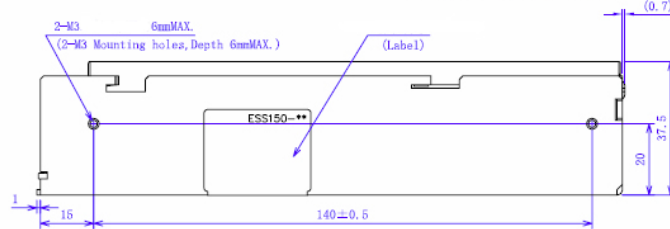
(Acceptable connector)

(Socket housing)	(Terminal pins)	(Manufacturer)
CN1	VHR-6N	SVH-21T-P1.1 JST
CN201	VHR-7N	SVH-21T-P1.1 JST
CN251	XHF-2	SXH-Q01T-P0.6 JST

(Function)

No.	CN1	No.	CN201	No.	CN251
1	ACin (N)	1	-S	1	RC+
3	ACin (L)	2	-Vout	2	RC-
5	F G	3	-Vout		
		4	+Vout		
		5	+Vout		
		6	+Vout		
		7	+S		

(Option) (Remote control) (R)
 *CN251
 (CN251 is equipped only with -R models)



Unit : mm
 (General tolerance) ±1
 (Mass) : 550g MAX.
 (Chassis tightening torque) : 0.49N·m(5kgf·cm) MAX.

X-ON Electronics

Largest Supplier of Electrical and Electronic Components

Click to view similar products for [Switching Power Supplies](#) category:

Click to view products by [ETA](#) manufacturer:

Other Similar products are found below :

[70841011](#) [73-551-0005](#) [73-551-0048](#) [PS3E-B12F](#) [PS3E-E12F](#) [AAD600S-4-OP](#) [R22095](#) [KD0204](#) [9021](#) [LDIN100150](#) [LPM000-BBAR-01](#)
[LPX17S-C](#) [EVS57-10R6/R](#) [FP80](#) [FRV7000G](#) [22929](#) [PS3E-F12F](#) [CQM1IA121](#) [40370121900](#) [VI-PU22-EXX](#) [40370121910](#) [LDIN5075](#)
[LPM615-CHAS](#) [LPX140-C](#) [09-160CFG](#) [70841025](#) [VPX3000-CBL-DC](#) [LPM000-BBAR-05](#) [LPM000-BBAR-08](#) [LPM124-OUTA1-48](#)
[LPM000-BBAR-07](#) [LPM109-OUTA1-10](#) [LPM616-CHAS](#) [08-30466-1055G](#) [08-30466-2175G](#) [08-30466-2125G](#) [DMB-EWG](#) [TVQF-1219-](#)
[18S](#) [6504-226-2101](#) [CQM1IPS01](#) [SP-300-5](#) [CQM1-IPS02](#) [VI-MUL-ES](#) [22829](#) [08-30466-0065G](#) [VI-RU031-EWWX](#) [08-30466-0028G](#) [VI-](#)
[LUL-EU](#) [EP3000AC48INZ](#) [VP-C2104853](#)