




**ELCH07-NB1924J5J7283910-P1M**

<b>Received</b>
<input type="checkbox"/> MASS PRODUCTION
<input checked="" type="checkbox"/> PRELIMINARY
<input type="checkbox"/> CUSTOMER DESIGN
DEVICE NO. : DHE-000xxxx
PAGE : 12

<b>Revised record</b>		
REV.	DESCRIPTION	RELEASE DATE
1	New spec	Mar.10.2015

## ELCH07-NB1924J5J7283910-P1M



### Features

- Feature of the device : small package with high efficiency
- Typical luminous flux@ 1A : 210 lm
- Optical efficiency@ 1A : 63.6 lm/W
- ESD protection (according to JEDEC 3b) (HBM air or contact discharge) up to 8KV
- Binning Parameters : Brightness, Forward Voltage and Chromaticity
- Grouping parameter: total luminous flux, color coordinates.
- RoHS compliant & Pb free.

### Applications

- Mobile Phone Camera Flash(Camera flash light /strobe light for mobile devices )
- Torch light for DV(Digital Video) application
- Indoor lighting applications
- Signal and symbol luminaries for orientation marker lights (e.g. steps, exit ways, etc.)
- TFT backlighting
- Exterior and interior illumination applications
- Decorative and Entertainment Lighting
- Exterior and interior automotive illumination

## Device Selection Guide

Chip Materials	Emitted Color
InGaN	Warm White

## Absolute Maximum Ratings

Parameter	Symbol	Rating	Unit
DC Forward Current (Torch Mode)	$I_F$	350	mA
Peak Pulse Current (400 ms on / 3600 ms off / 30000 cycle )	$I_{Pulse}$	1500	mA
ESD Resistance (JEDEC 3b)	$V_B$	8000	V
Reverse Voltage	$V_R$	Note 1	V
Junction Temperature	$T_J$	150	°C
Operating Temperature	$T_{Opr}$	-40 ~ +85	°C
Storage Temperature	$T_{Stg}$	-40 ~ +100	°C
Soldering Temperature	$T_{Sol}$	260	°C
Allowable Reflow Cycles	n/a	2	Cycles
Substrate Temperature	$T_s$	70( $I_F=1000mA$ )	°C
Viewing Angle <sub>(2)</sub>	$2\theta_{1/2}$	120	Deg
Power Dissipation (Pulse Mode)	$P_d$	5.925	W

### Notes:

1. The CHIN series LEDs are not designed for reverse bias used.
2. View angle measurement tolerance $\pm 5^\circ$
3. Avoid operating CHIN series LEDs at maximum operating temperature exceed 1 hour.
4. All specification are assured by reliability test for 1000hr, IV degradation less than 30%.
5. All reliability items are tested under good thermal management with 1.0x 1.0 cm<sup>2</sup> MCPCB.
6. Peak pulse current shall be applied under conditions as max duration time 400ms and max duty cycle 10%
7. Operate LED component at maximum rating conditions continuously will cause possible permanent damage and de-rating parameters. Exercise multiple maximum rating parameters simultaneously should not be allowed. When maximum rating parameters are applied over a long period will result potential reliability issue.

## JEDEC Moisture Sensitivity

Level	Floor Life		Soak Requirements Standard	
	Time ( hours )	Conditions	Time ( hours )	Conditions
1	Unlimited	≤ 30°C / 85% RH	168 (+5/-0)	85°C / 85% RH

## Electro-Optical Characteristics (Ts=25°C)

Parameter	Symbol	Min.	Typ.	Max.	Unit	Condition
Luminous Flux <sub>(1)</sub>	I <sub>v</sub>	180	210	----	lm	
Forward Voltage <sub>(2)(3)</sub>	V <sub>F</sub>	2.85	----	3.95	V	I <sub>F</sub> =1000mA
Color Temperature	CCT	1950	----	2450	K	

## Forward Voltage Binning

Bin	Symbol	Min.	Typ.	Max.	Unit	Condition
2832	V <sub>F</sub>	2.85	----	3.25	V	I <sub>F</sub> =1000mA
3235	V <sub>F</sub>	3.25	----	3.55		
3539	V <sub>F</sub>	3.55	----	3.95		

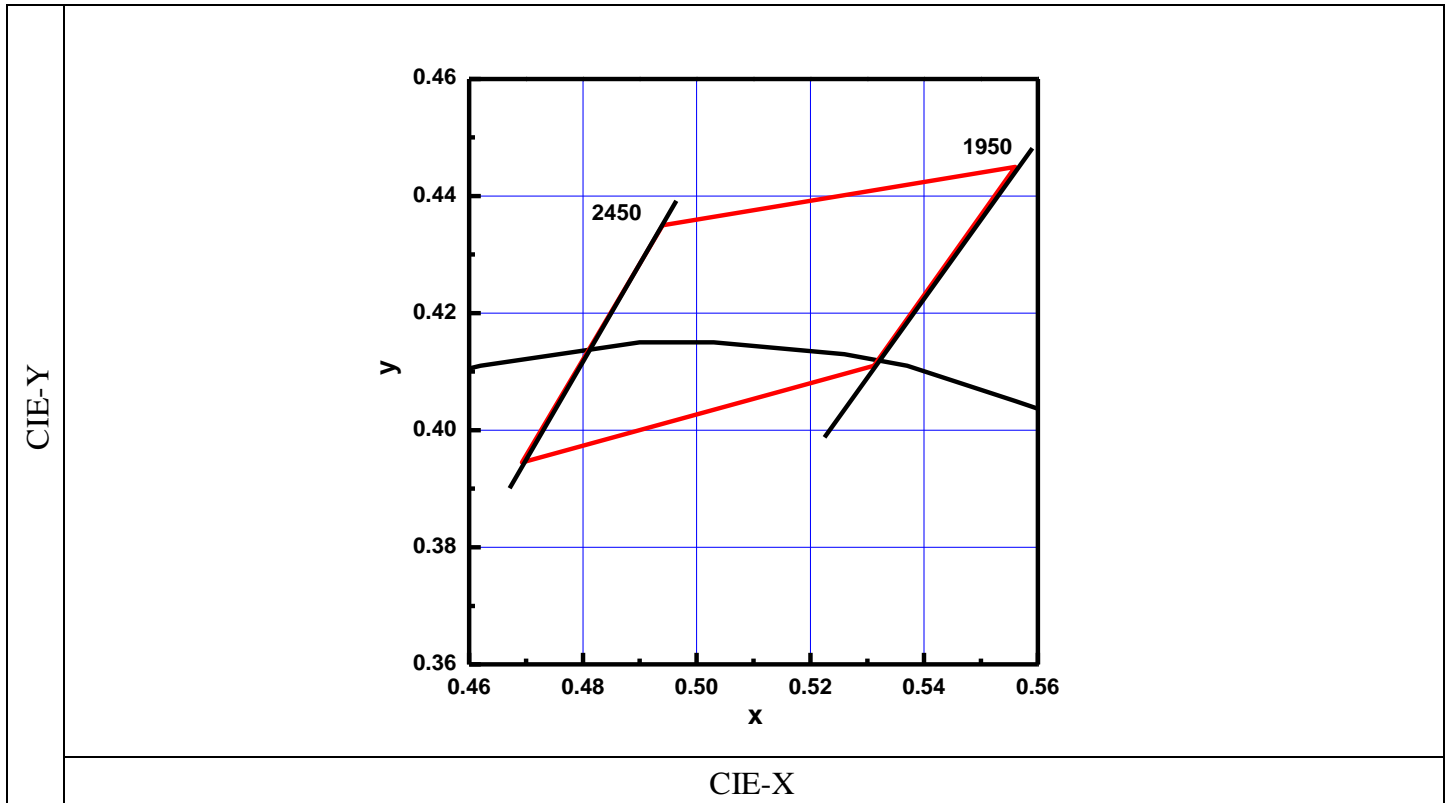
## Luminous Flux Binning

Bin	Symbol	Min.	Typ.	Max.	Unit	Condition
J5	I <sub>v</sub>	180	----	200	lm	I <sub>F</sub> =1000mA
J6	I <sub>v</sub>	200	----	250		
J7	I <sub>v</sub>	250	----	300		

### Notes:

1. Luminous Flux, illuminance measurement tolerance : ±10%
2. Forward voltage measurement tolerance : ±0.1V
3. Electric and optical data is tested at 50 ms pulse condition.
4. Low current voltage measurement tolerance: ±10%
5. Temperature of solder pad : 25°C

Warm White Bin Structure



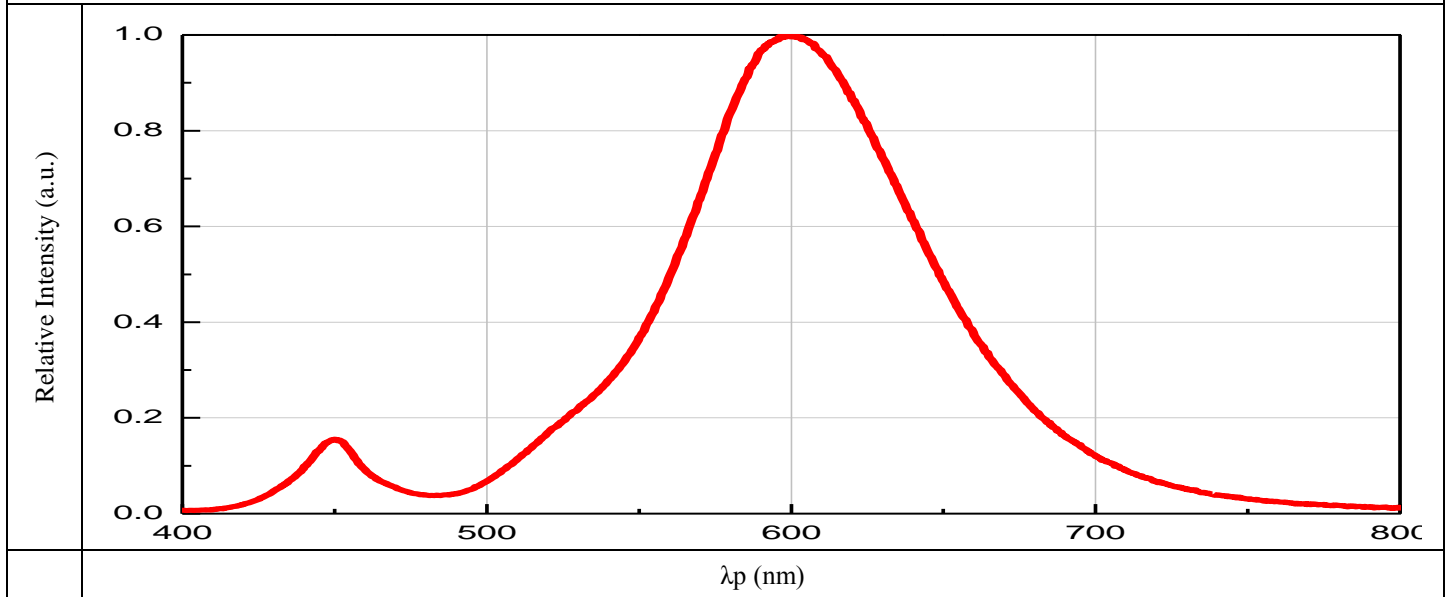
Bin	CIE-X	CIE-Y	Reference Range
1924	0.5312	0.4110	1950 ~ 2450 K
	0.5560	0.4450	
	0.4940	0.4350	
	0.4693	0.3945	

Notes:

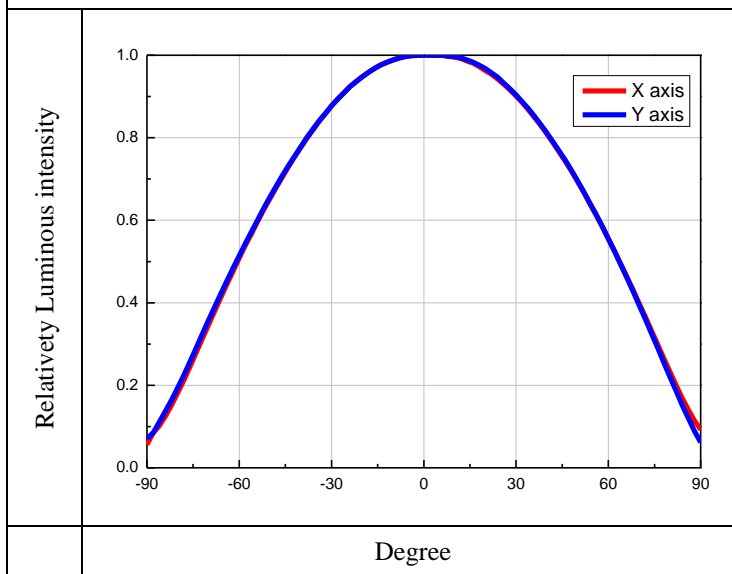
1. Color coordinates measurement allowance :  $\pm 0.01$
2. Color bins are defined at  $I_F=1000\text{mA}$  operation.

### Typical Electro-Optical Characteristics Curves

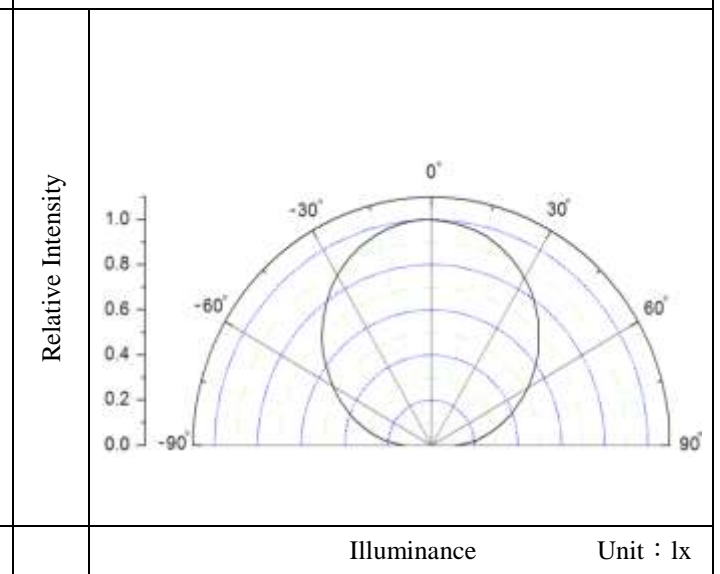
Relative Spectral Distribution ,  $I_F=1000\text{mA}$  @  $50\text{ms}$ ,  $T_{\text{solder pad}}=25^\circ\text{C}$



Typical Radiation Patterns



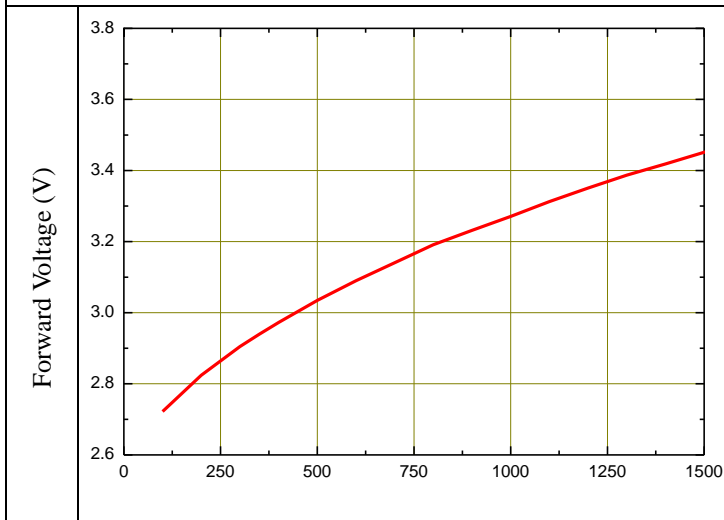
Typical Polar Radiation Pattern for Lambertian



**Notes:**

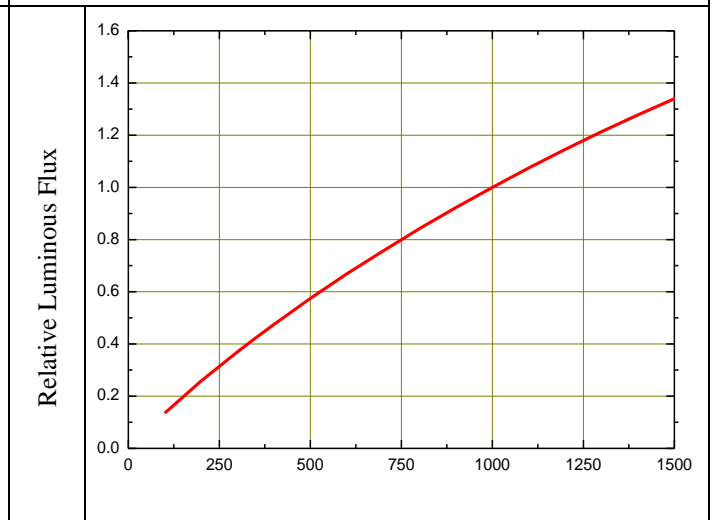
1.  $2\theta_{1/2}$  is the off axis from lamp centerline where the luminous intensity is 1/2 of the peak value.
2. View angle tolerance is  $\pm 5^\circ$

**Forward Voltage vs. Forward Current** ( $T_{\text{solder pad}}=25^{\circ}\text{C}$ )



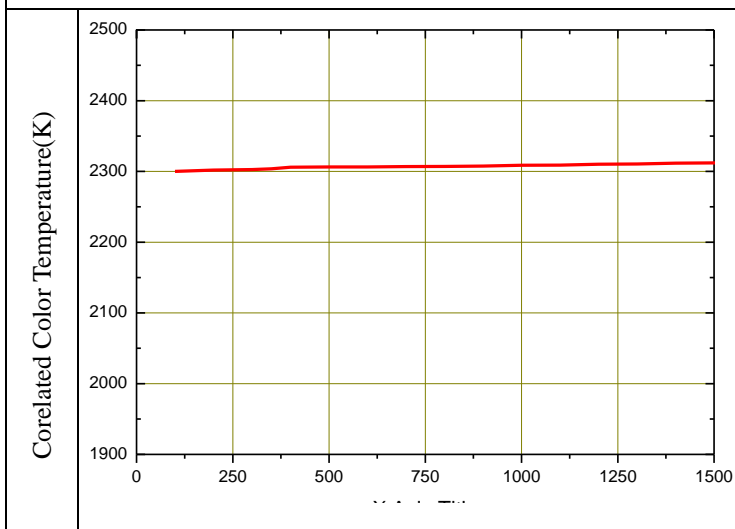
Forward Current (mA @ 50ms)

**Relative Luminous Flux vs. Forward Current** ( $T_{\text{solder pad}}=25^{\circ}\text{C}$ )



Forward Current (mA @ 50ms)

**CCT vs. Forward Current** ( $T_{\text{soldering pad}}=25^{\circ}\text{C}$ )

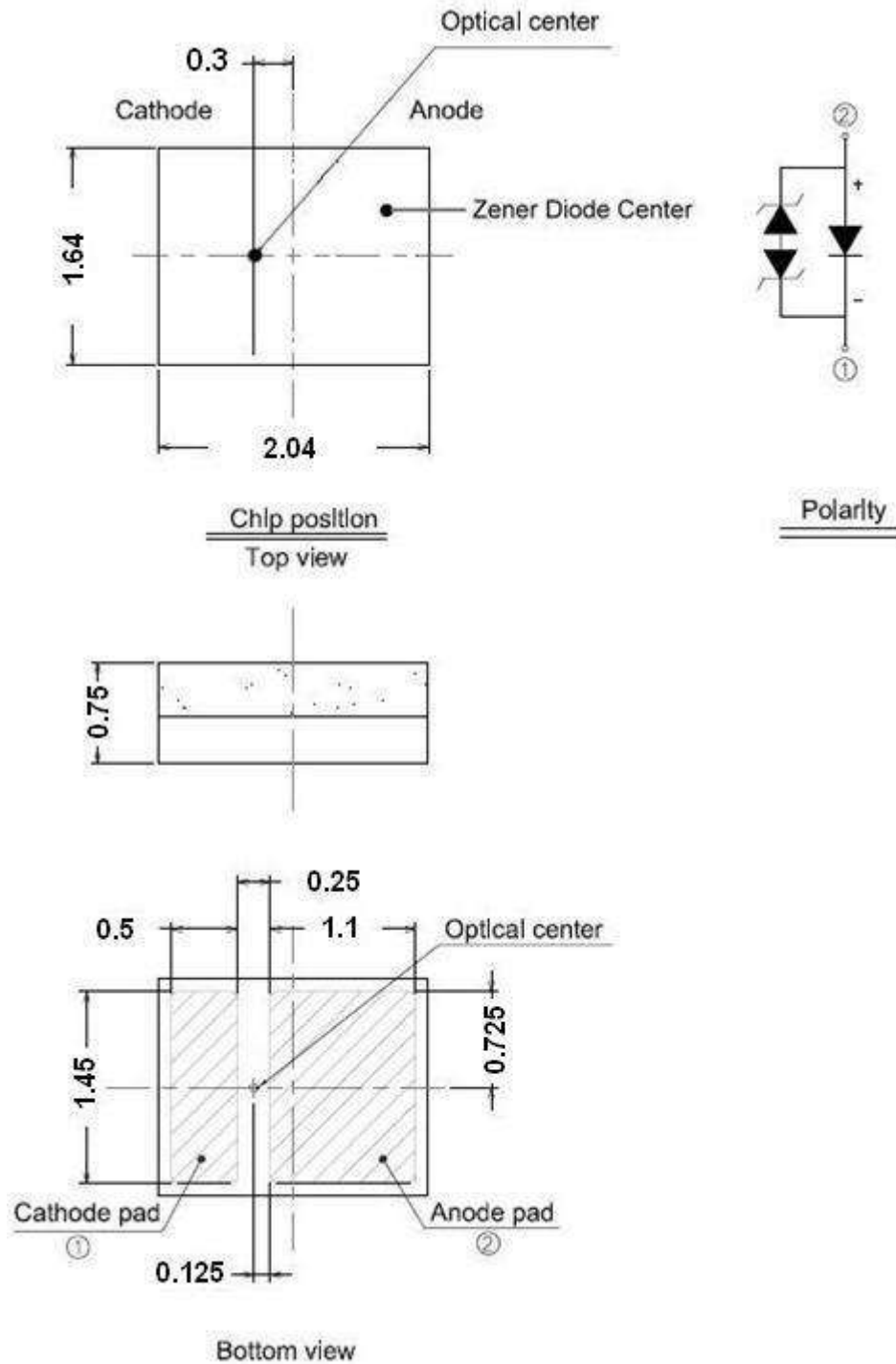


Forward Current (mA @ 50ms)

**Notes:**

1. All correlation data is tested under superior thermal management with  $1 \times 1 \text{ cm}^2$  MCPCB.

## Package Dimension



### Notes:

1. Dimensions are in millimeters.
2. Tolerances unless mentioned are  $\pm 0.1$ mm.



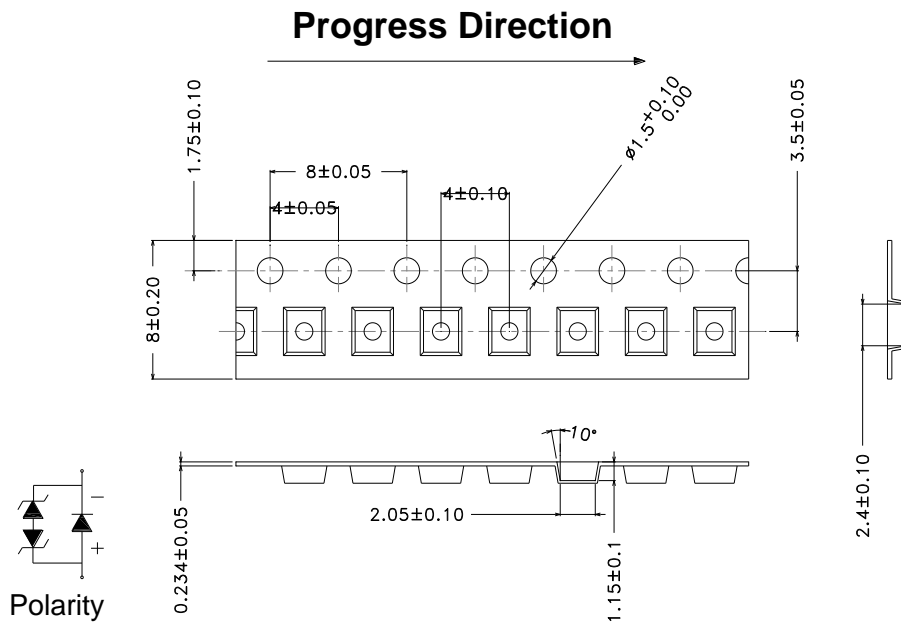
## Moisture Resistant Packing Materials

### Product Labeling



- CPN : Customer's Product Number
- P/N : Everlight Product Number
- QTY : Packing Quantity
- CAT : Luminous Flux (Brightness) Bin
- HUE : Color Bin
- REF : Forward Voltage Bin
- LOT No : Lot Number

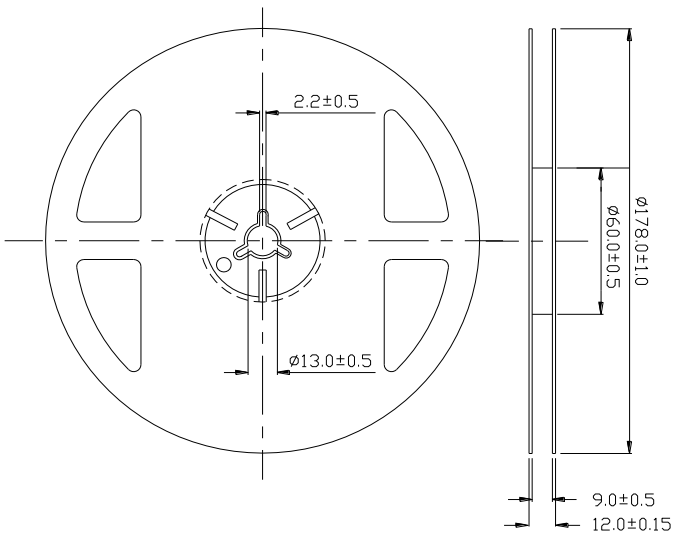
### Carrier Tape Dimensions: Loaded Quantity 2000 pcs Per Reel



#### Notes:

1. Dimensions are in millimeters.
2. Tolerances for fixed dimensions are  $\pm 0.1$ mm.

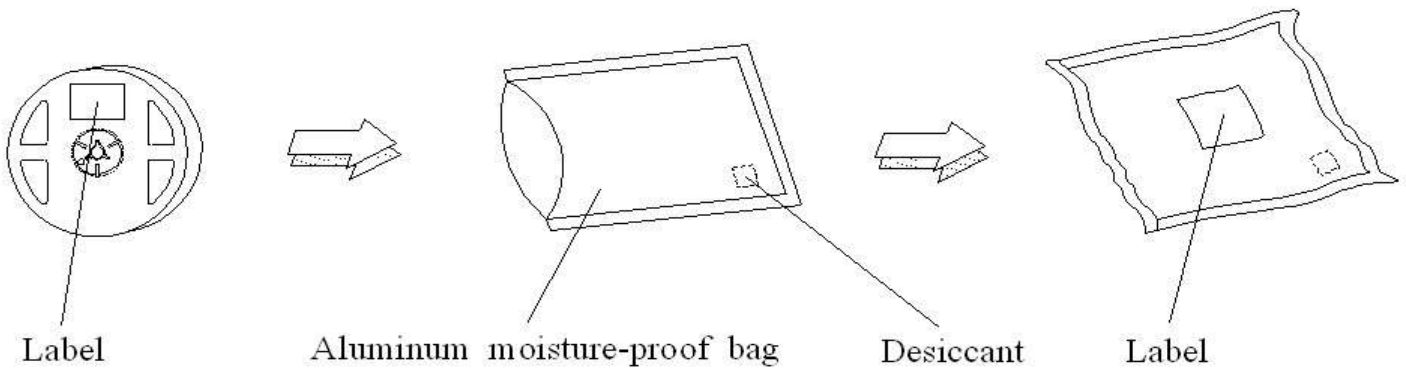
### Emitter Reel Dimensions



#### Notes:

1. Dimensions are in millimeters.
2. Tolerances unless mentioned are  $\pm 0.1$  mm.

### Moisture Resistant Packing Process



## Reflow Soldering Characteristics

### Soldering and Handling

#### 1. Over-current-proof

Though CHIN series has conducted ESD protection mechanism, customers must not use the device in reverse and should apply resistors for extra protection. Otherwise, slight voltage shift may cause enormous current shift and burn out failure would happen.

#### 2. Storage

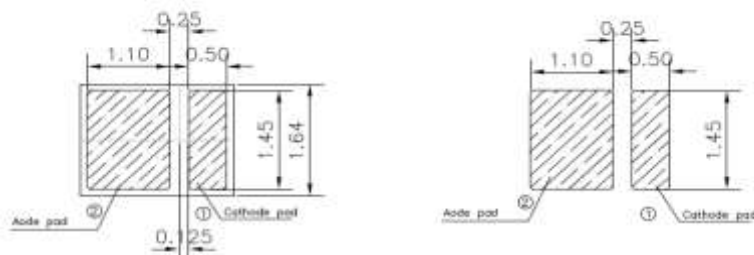
- 2.1 Do not open the moisture proof bag before the products are ready to use.
- 2.2 Before opening the package, the LEDs should be stored at temperature less than 30°C and relative humidity less than 90%
- 2.3 After opening the package, the LEDs should be stored at temperature less than 30°C and relative humidity less than 85%.
- 1.4 If the moisture absorbent material (silicone gel) has faded away or the LEDs have exceeded the storage time, baking treatment should be implemented based on the following conditions: Pre-curing at 60±5°C for 24 hours.

#### 3. Thermal Management

- 3.1 For maintaining the high flux output and achieving reliability, CHIN series LEDs should be mounted on a metal core printed circuit board (MCPCB), with proper thermal connection to dissipate approximately 1W to 5W of thermal energy under normal operation.
- 3.2 Sufficient thermal management must be conducted, or the die junction temperature will be over the limit under large electronic driving and LEDs lifetime will decrease critically.
- 3.3 When operating, the solder pad temperature ( or the board temperature nearby the LED) must controlled under 70°C.

#### 4. Soldering Condition

##### 4.1 Soldering Pad

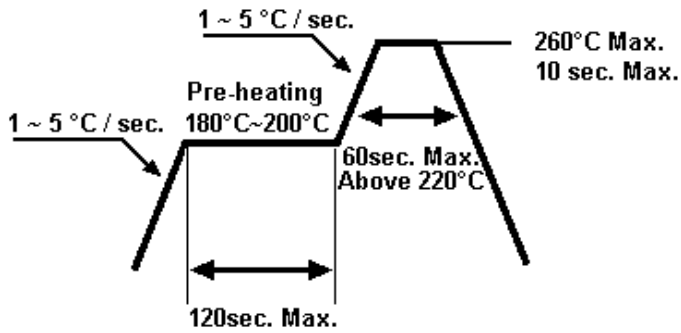


Component bottom view

Recommended soldering pattern layout

#### 4.2 For Reflow Process

##### 4.2.1 Lead reflow soldering temperature profile



4.2.2 Reflow soldering should not be done more than two times.

4.2.3 While soldering, do not put stress on the LEDs during heating.

4.2.4 After soldering, do not warp the circuit board.

## X-ON Electronics

Largest Supplier of Electrical and Electronic Components

*Click to view similar products for [Standard LEDs - SMD category](#):*

*Click to view products by [Everlight manufacturer](#):*

Other Similar products are found below :

[LTST-C190KYKT](#) [LTST-C19GD2WT](#) [LTST-N683GBEW](#) [LTW-170ZDC](#) [LTW-M140SZS40](#) [598-8110-100F](#) [598-8170-100F](#) [598-8610-202F](#) [AAAF5060QBFSEEZGS](#) [HLMA-QG00-S0021](#) [ALMD-LB36-SV002](#) [APT1608QGW](#) [EAST2012YA0](#) [EASV1803BA0](#) [LG M67K-H1J2-24-0-2-R18-Z](#) [SML-512VWT86A](#) [SML-LX0606SISUGC/A](#) [SML-LXL1307SRC-TR](#) [SML-LXR851SIUPGUBC](#) [LT1ED53A](#) [AM27ZGC03](#) [APB3025SGNC](#) [APFA3010SURKCGKQBDC](#) [APHK1608VGCA](#) [APT2012QGW](#) [CLX6D-FKB-CN1R1H1BB7D3D3](#) [LTST-008BGEW](#) [LTST-C250KGKT](#) [LTW-010DCG](#) [LTW-020ZDCG](#) [LTW-21TS5](#) [LTW-220DS5](#) [598-8330-117F](#) [SML-LX0402IC-TR](#) [CMDA20AYAA7D1S](#) [CMDA16AYDR7A1X](#) [91-21SYGD/S530-E2/TR7](#) [598-8040-100F](#) [598-8070-100F](#) [598-8140-100F](#) [598-8610-200F](#) [EAST2012GA0](#) [SML-LXL1209SYC/ATR](#) [EAST2012RA0](#) [EAST1608RGBAO](#) [CMD91-21VRC/TR7](#) [SML-LXR851SGSIC-TR](#) [SML-512PWT86A](#) [SMF-2432GYC-TR](#) [LTST-C194TBKT-5A](#)