



LIGHTING FOREVER

## Technical Data Sheet

### Opto Interrupter

#### ITR9908

#### ■ Features

- Fast response time
- High analytic
- Cut-off visible wavelength  $\lambda_p=940\text{nm}$
- High sensitivity
- Pb free
- This product itself will remain within RoHS compliant version.



#### ■ Descriptions

The **ITR9908** consist of an infrared emitting diode and an NPN silicon phototransistor, encased side-by-side on converging optical axis in a black thermoplastic housing. The phototransistor receives radiation from the IR only . This is the normal situation. But when an reflecting object close to ITR , phototransistor receives the reflecting radiation .For additional component information, please refer to IR204 and PT204-6B/H16.

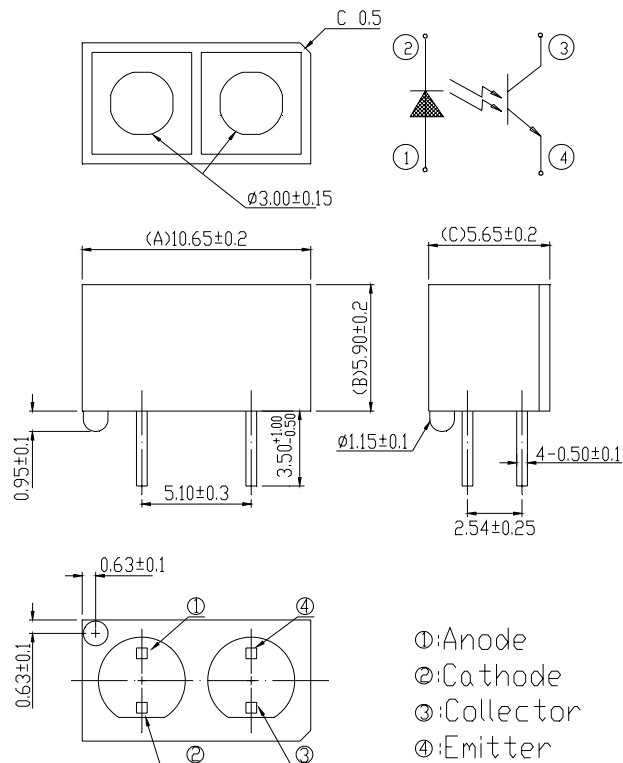
#### ■ Applications

- Mouse Copier
- Switch Scanner
- Floppy disk driver
- Non-contact Switching
- For Direct Board

#### ■ Device Selection Guide

Device No.	Chip Material	LENS COLOR
IR	GaAlAs	Blue
PT	Silicon	Black

Package Dimensions



Absolute Maximum Ratings ( $T_a=25^\circ\text{C}$ )

Parameter		Symbol	Ratings	Unit
Input	Power Dissipation at (or below) $25^\circ\text{C}$ Free Air Temperature	$P_d$	75	mW
	Reverse Voltage	$V_R$	5	V
	Forward Current	$I_F$	50	mA
	Peak Forward Current (*1) Pulse width $\leq 100 \mu\text{s}$ , Duty cycle=1%	$I_{FP}$	1	A
Output	Collector Power Dissipation	$P_C$	75	mW
	Collector Current	$I_C$	20	mA
	Collector-Emitter Voltage	$B V_{CEO}$	30	V
	Emitter-Collector Voltage	$B V_{ECO}$	5	V
Operating Temperature		$T_{opr}$	$-25 \sim +85$	$^\circ\text{C}$
Storage Temperature		$T_{stg}$	$-40 \sim +100$	$^\circ\text{C}$
Lead Soldering Temperature (*2) (1/16 inch form body for 5 seconds)		$T_{sol}$	260	$^\circ\text{C}$

(\*1)  $t_w=100 \mu\text{sec.}$ ,  $T=10 \text{msec.}$  (\*2)  $t=5 \text{Sec}$

**Electro-Optical Characteristics (Ta=25°C)**

Parameter		Symbol	Min.	Typ.	Max.	Unit	Conditions
Input	Forward Voltage	V <sub>F1</sub>	---	1.2	1.5	V	I <sub>F</sub> =20mA
		V <sub>F2</sub>	---	1.4	1.85		I <sub>F</sub> =100mA, tp=100 μs, tp/T=0.01
		V <sub>F3</sub>	---	2.6	4.0		I <sub>F</sub> =1A, tp=100 μs, tp/T=0.01
	Reverse Current	I <sub>R</sub>	---	---	10	μA	V <sub>R</sub> =5V
	Peak Wavelength	λ <sub>P</sub>	---	940	---	nm	I <sub>F</sub> =20mA
	View Angle	2θ <sub>1/2</sub>	---	35	---	Deg	I <sub>F</sub> =20mA
Output	Dark Current	I <sub>CEO</sub>	---	---	100	nA	V <sub>CE</sub> =20V, Ee=0mW/cm <sup>2</sup>
	C-E Saturation Voltage	V <sub>CE(sat)</sub>	---	---	0.4	V	I <sub>C</sub> =2mA , Ee=1mW/cm <sup>2</sup>
Transfer Characteristics	Collect Current	I <sub>C(ON)</sub>	0.5	---	20	mA	V <sub>CE</sub> =3V I <sub>F</sub> =40mA
	Rise time	t <sub>r</sub>	---	15	---	μsec	V <sub>CE</sub> =5V I <sub>C</sub> =1mA R <sub>L</sub> =1KΩ
	Fall time	t <sub>f</sub>	---	15	---	μsec	

**Typical Electrical/Optical/Characteristics Curves for IR**

Fig. 1 Forward Current vs. Ambient Temperature

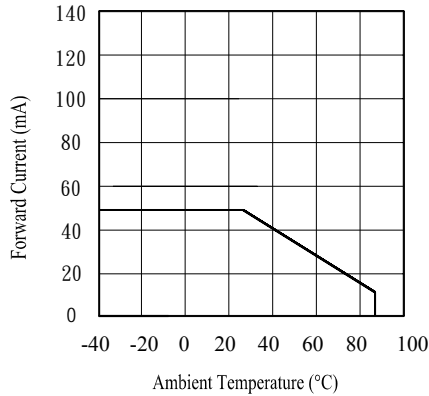


Fig. 2 Spectral Distribution

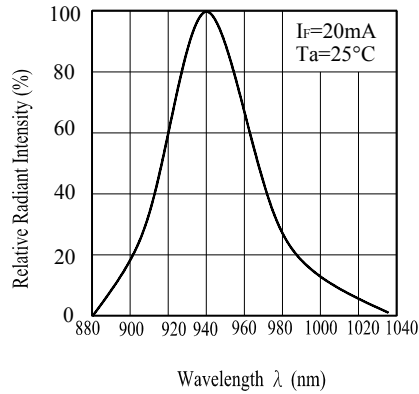


Fig. 3 Relative Intensity vs. Forward Current

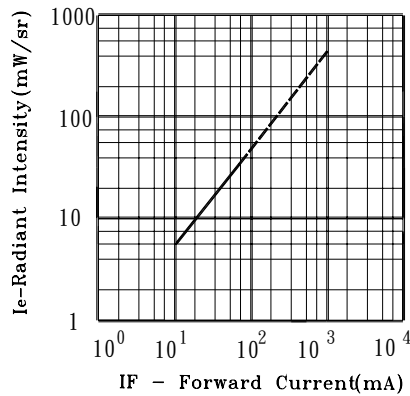


Fig. 4 Relative Radiant Intensity vs. Angular Displacement

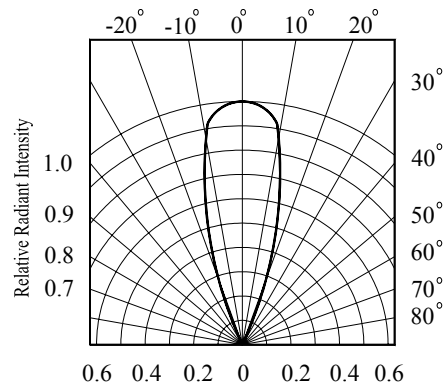


Fig. 5 Relative Intensity vs. Ambient Temperature (Tj)

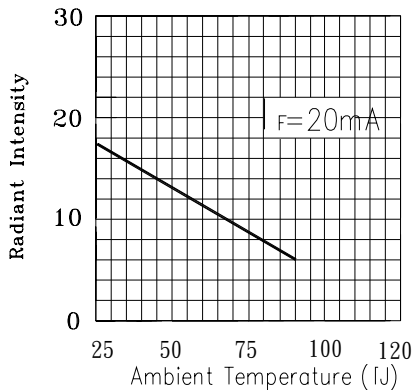
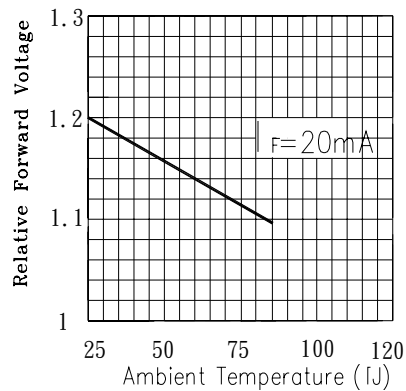


Fig. 6 Forward Voltage vs. Ambient Temperature (Tj)



**Typical Electrical/Optical/Characteristics Curves for PT**

Fig.1 Collector Power Dissipation vs. Ambient Temperature

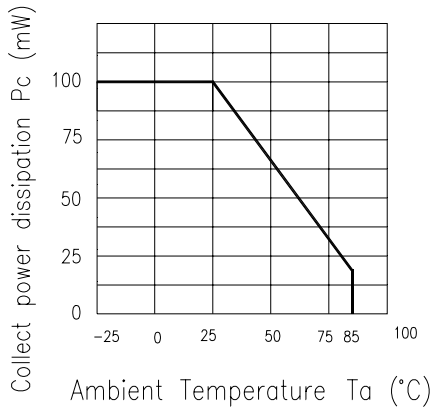


Fig.2 Collector Dark Current vs. Ambient Temperature

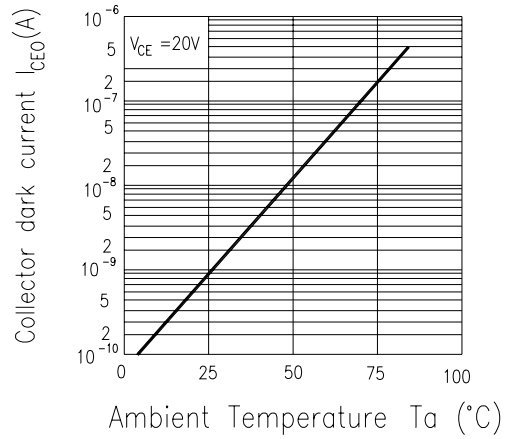


Fig. 3 Relative Collector Current vs. Ambient Temperature

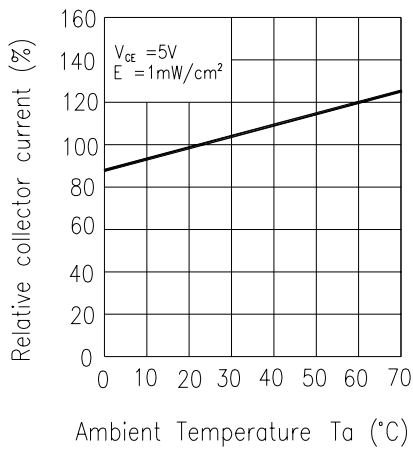


Fig.4 Collector Current vs. Irradiance

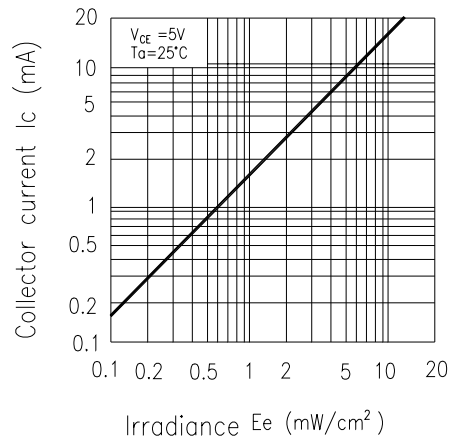


Fig.5 Spectral Sensitivity

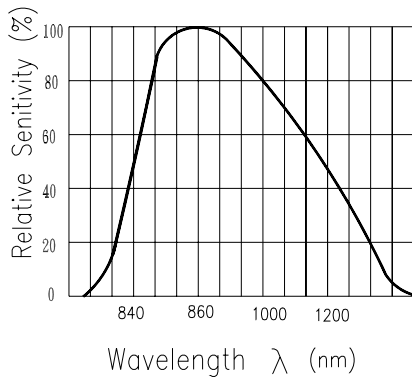



Fig.6 Collector Current vs. Collector-emitter Voltage



**Reliability Test Item And Condition**

The reliability of products shall be satisfied with items listed below.








Confidence level : 90% LTPD : 10%

NO.	Item	Test Condition	Test Hours/ Cycle	Sample Size	Failure Judgement Criteria	Ac/Re
1	Solder Heat	TEMP : 260°C ± 5 °C	10 sec	22 PCs	$I_R \geq U \times 2$ $E_e \leq L \times 0.8$ $V_F \geq U \times 1.2$ U :Upper specification limit L :Lower specification limit	0/1
2	Temperature Cycle	H : +100°C    ↑ 15 mins ↓ 5 min L : -40°C     ↓ 15 min	300 cycle	22 PCs		0/1
3	Thermal Shock	H : +100°C    ↑ 5 min ↓ 10 sec L : -10°C     ↓ 5 min	300 cycle	22 PCs		0/1
4	High Temperature Storage	TEMP. : +100°C	1000 hrs	22 PCs		0/1
5	Low Temperature Storage	TEMP. : -40°C	1000 hrs	22 PCs		0/1
6	DC Operating Life	$V_{CE}=5V$ $I_F=20mA$	1000 hrs	22 PCs		0/1
7	High Temperature / High Humidity	85°C / 85% R.H.	1000 hrs	22 PCs		0/1

## Packing Quantity Specification

200 pcs/1bag , 6 bags/1box , 10 boxes/1carton

## Label Form Specification

	<b>EVERLIGHT</b>	
CPN: P/N:		
ITR9908		
QTY:		CAT:
LOT NO:		HUE:
Reference		REF:

CPN: Customer's Production Number

P/N : Production Number

QTY: Packing Quantity

CAT: Ranks

HUE: Peak Wavelength

REF: Reference

LOT No: Lot Number

X: Month

Reference: Identify Label Number

## Notes

- 1.All dimensions are in millimeters tolerances unless dimensions  $\pm 0.2\text{mm}$
- 2.Lead spacing is measured where the lead emerge from the package
- 3.Above specification may be changed without notice. EVERLIGHT will reserve authority on material change for above specification
- 4.These specification sheets include materials protected under copyright of EVERLIGHT corporation . Please don't reproduce or cause anyone to reproduce them without EVERLIGHT's consent
- 5.When using this product , please observe the absolute maximum ratings and the instructions for use outlined in these specification sheets. EVERIGHT assumes no responsibility for any damage resulting from use of the product which does not comply with the absolute maximum ratings and the instructions included in these specification sheets.

**EVERLIGHT ELECTRONICS CO., LTD.**

Office: No 25, Lane 76, Sec 3, Chung Yang Rd,  
Tucheng, Taipei 236, Taiwan, R.O.C

Tel: 886-2-2267-2000, 2267-9936

Fax: 886-2267-6244, 2267-6189, 2267-6306

<http://www.everlight.com>

## X-ON Electronics

Largest Supplier of Electrical and Electronic Components

*Click to view similar products for* [Optical Switches, Reflective, Phototransistor Output](#) *category:*

*Click to view products by* [Everlight](#) *manufacturer:*

Other Similar products are found below :

[HOA1180-106](#) [NJL5303R-TE1](#) [ITR9608-F](#) [OPB70HWZ](#) [OPR5005](#) [EE-SF5-B](#) [ITR8307](#) [755N](#) [ITR-20001T](#) [ITR-20002](#) [ITR20005](#)  
[ITR20403](#) [ITR-8307/TR8](#) [ITR9606-F](#) [ITR9608](#) [ITR9702-F](#) [ITR9707](#) [ITR-9904](#) [ITR9908](#) [ITR-9909](#) [HOA0708-001](#) [HOA0709-001](#)  
[HOA0709-011](#) [HOA1180-001](#) [HOA1180-002](#) [HOA1397-001](#) [HOA1397-002](#) [HOA1406-003](#) [HOA2498-002](#) [ITR8307/L24/TR8](#)  
[KTIR0721DS](#) [LTH-209-01](#) [LTH-1550-01](#) [MTRS9520](#) [MTRS1070](#) [NJL5501R-TE1](#) [EE-SB5](#) [EE-SB5-B](#) [EESB5VE](#) [EE-SF5](#) [EE-SPY302](#)  
[EE-SPY311](#) [EE-SPY312](#) [EE-SPY401](#) [EE-SPY402](#) [EE-SPY411](#) [EE-SPY412](#) [EE-SPZ301A](#) [EE-SPZ401A](#) [EESB5MW12](#)