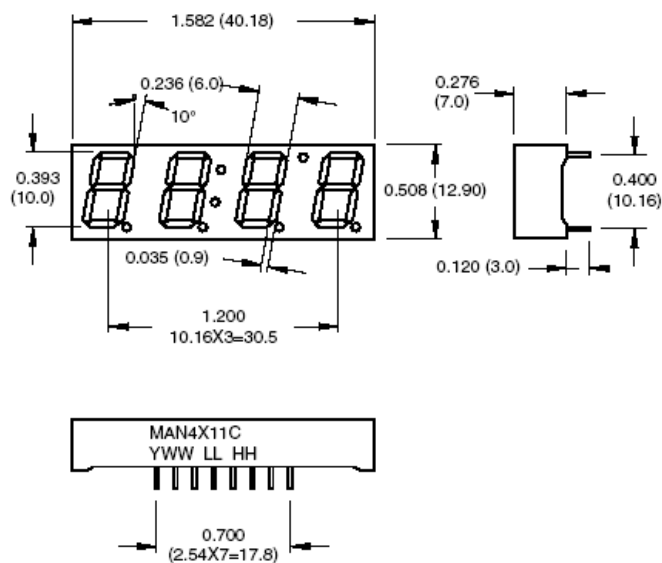


0.4 inch (10.2mm) 4 Digit CLOCK STICK DISPLAY

Bright Red MSQC4111C
High Efficiency MSQC4911C
Green MSQC4411C

PACKAGE DIMENSIONS



Notes:

- Dimensions are in mm (inches)
- Tolerances are $\pm 0.25\text{mm}$ (0.010") unless otherwise stated.

Features

- Bright bold segments
- Common Anode/Cathode
- Low Power Consumption
- Low Current Capability
- Neutral Segments
- Grey Face
- Epoxy Encapsulated PCB
- High Performance
- High Reliability

Applications

- Appliances
- Automotive
- Instrumentation
- Process control

MODELS AVAILABLE

Part Number	Color	Description
MSQC4111C	Bright Red	Four Digit, 12/24 hour Clock Display, CA
MSQC4411C	Green	Four Digit, 12/24 hour Clock Display, CA
MSQC4911C	High Efficiency Red	Four Digit, 12/24 hour Clock Display, CA



0.4 inch (10.2mm) 4 Digit CLOCK STICK DISPLAY

Bright Red MSQC4111C
High Efficiency MSQC4911C
Green MSQC4411C

ABSOLUTE MAXIMUM RATINGS ⁽¹⁾ ($T_A = 25^\circ\text{C}$, unless otherwise specified)				
Part Number Parameter	MSQC4111C	MSQC4411C	MSQC4910C	Units
Continuous Forward Current (each segment)	15	25	25	mA
Peak Forward Current ($F = 10\text{KHz}$, $D/F = 1/10$)	60	100	90	mA
Power Dissipation (P_D)	40	75	70	mW
*Derate Linearly from 25°C	0.17	0.33	0.33	mW
Reverse Voltage per Die	5 Volts			
Operating and Storage Temperature Range	-40°C to $+85^\circ\text{C}$			
Lead soldering time (1/16 inch from standoffs)	5 seconds @ 230°C			

ELECTRO-OPTICAL CHARACTERISTICS ⁽¹⁾ ($T_A = 25^\circ\text{C}$, unless otherwise specified)					
Part Number Parameter	MSQC4111C	MSQC4411C	MSQC4911C	Units	Test Condition
Luminous intensity ⁽²⁾ (I_V)					
Minimum (Standard Current)	300	800	800	μcd	$I_F = 20\text{mA}$
Typical (Standard Current)	700	2000	2000	μcd	$I_F = 20\text{mA}$
Minimum (Low Current)	Not Available				
Typical (Low Current)	Not Available				
Forward Voltage (V_F)					
Typical (Standard Current)	2.10	2.10	2.00	V	$I_F = 20\text{mA}$
Maximum (Standard Current)	2.80	2.80	2.80	V	$I_F = 20\text{mA}$
Typical (Low Current)	Not Available				
Maximum (Low Current)	Not Available				
Peak Wavelength	695	570	635	nm	$I_F = 20\text{mA}$
Dominant Wavelength	Not Available				
Spectral Line 1/2 Width	90	30	45	nm	$I_F = 10\text{mA}$
Reverse B ⁽³⁾ . Voltage (V_R)	5	5	5	V	$I_R = 100\mu\text{A}$

NOTES:

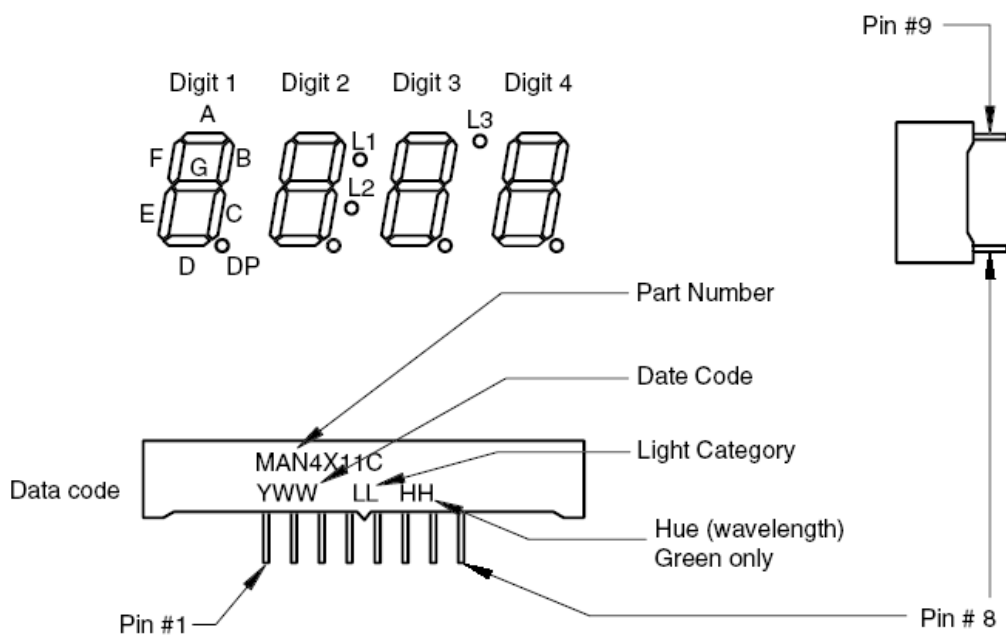
- (1) Data per individual LED element
- (2) Luminous intensity (μcd) = average light output per segment
- (3) B = breakdown



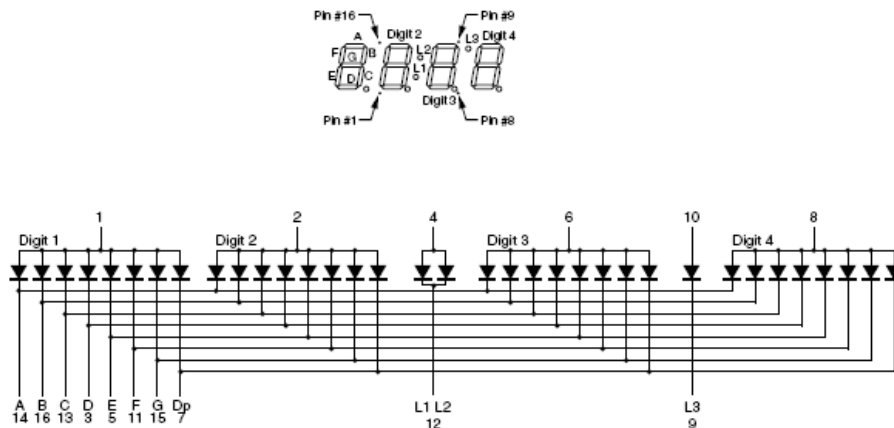
0.4 inch (10.2mm) 4 Digit CLOCK STICK DISPLAY

Bright Red MSQC4111C
High Efficiency MSQC4911C
Green MSQC4411C

PIN ORIENTATION, SEGMENT IDENTIFICATION, AND PRODUCT MARKING



SCHEMATICS





0.4 inch (10.2mm) 4 Digit CLOCK STICK DISPLAY

Bright Red MSQC4111C
High Efficiency MSQC4911C
Green MSQC4411C

GRAPHICAL DATA Bright Red ($T_A = 25^\circ\text{C}$, unless otherwise specified)

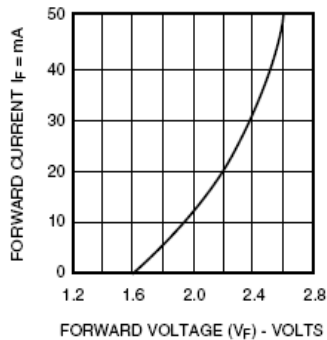


Fig. 1 FORWARD CURRENT VS. FORWARD VOLTAGE

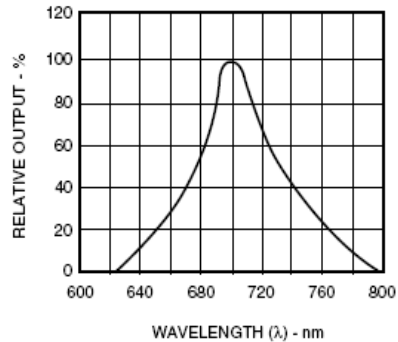


Fig. 2 SPECTRAL RESPONSE

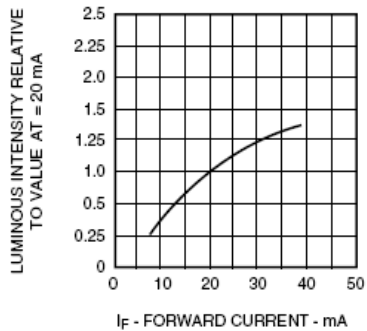


Fig. 3 RELATIVE LUMINOUS INTENSITY VS. FORWARD CURRENT

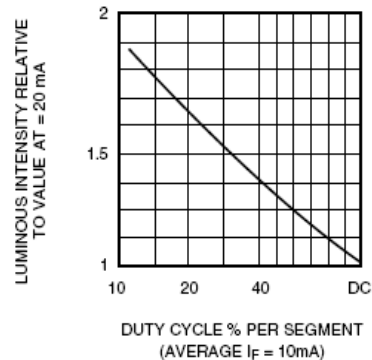


Fig. 5 LUMINOUS INTENSITY VS. DUTY CYCLE

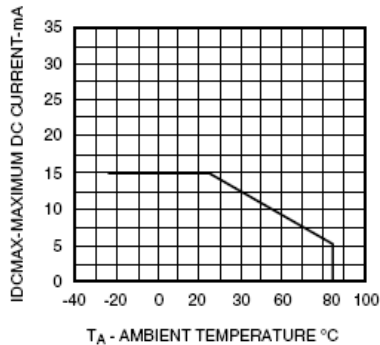


Fig. 4 MAXIMUM ALLOWABLE DC CURRENT PER SEGMENT VS. A FUNCTION OF AMBIENT TEMPERATURE

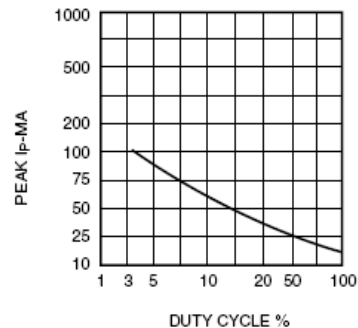


Fig. 6 MAX PEAK CURRENT VS. DUTY CYCLE % (REFRESH RATE $f = 1\text{KHz}$)



0.4 inch (10.2mm) 4 Digit CLOCK STICK DISPLAY

Bright Red MSQC4111C
High Efficiency MSQC4911C
Green MSQC4411C

GRAPHICAL DATA Green ($T_A = 25^\circ\text{C}$, unless otherwise specified)

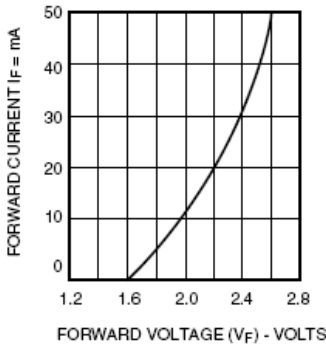


Fig. 1 FORWARD CURRENT VS. FORWARD VOLTAGE

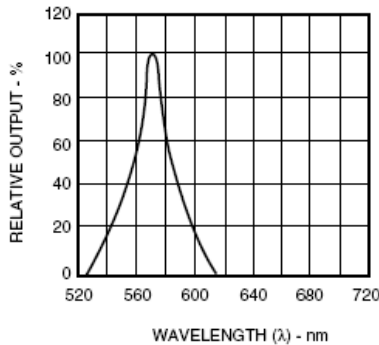


Fig. 2 SPECTRAL RESPONSE

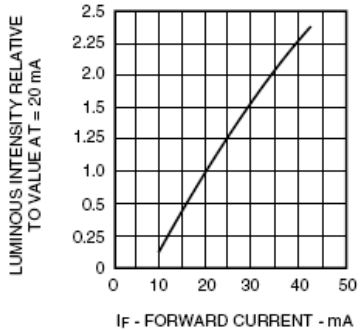


Fig. 3 RELATIVE LUMINOUS INTENSITY VS. FORWARD CURRENT

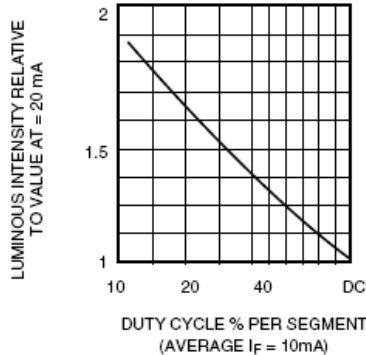


Fig. 5 LUMINOUS INTENSITY VS. DUTY CYCLE

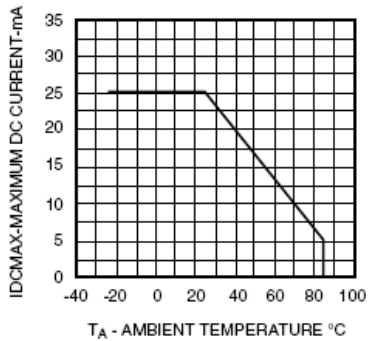


Fig. 4 MAXIMUM ALLOWABLE DC CURRENT PER SEGMENT VS. A FUNCTION OF AMBIENT TEMPERATURE

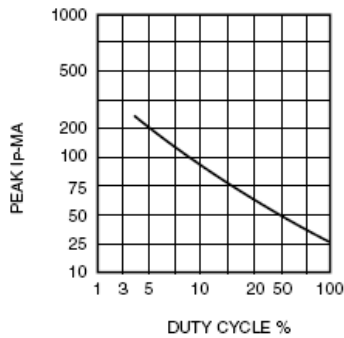


Fig. 6 MAX PEAK CURRENT VS. DUTY CYCLE % (REFRESH RATE f = 1 KHz)



0.4 inch (10.2mm) 4 Digit CLOCK STICK DISPLAY

Bright Red MSQC4111C
High Efficiency MSQC4911C
Green MSQC4411C

GRAPHICAL DATA High Efficiency Red ($T_A = 25^\circ\text{C}$, unless otherwise specified)

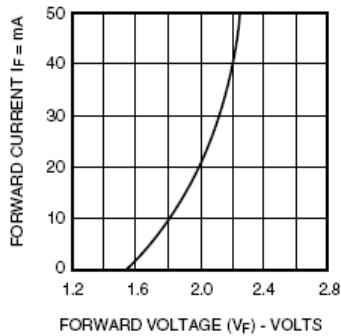


Fig. 1 FORWARD CURRENT VS. FORWARD VOLTAGE

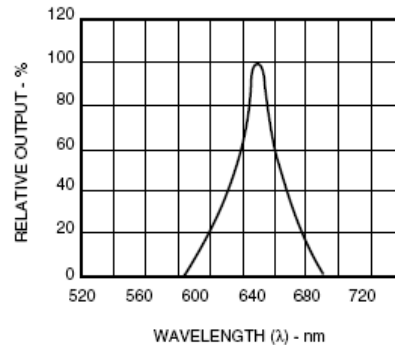


Fig. 2 SPECTRAL RESPONSE

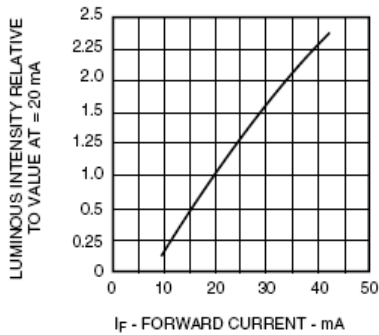


Fig. 3 RELATIVE LUMINOUS INTENSITY VS. FORWARD CURRENT

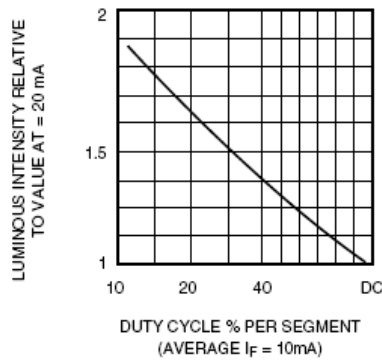


Fig. 5 LUMINOUS INTENSITY VS. DUTY CYCLE

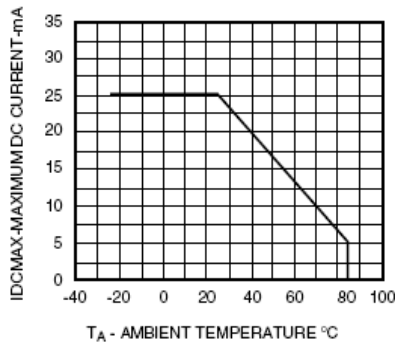


Fig. 4 MAXIMUM ALLOWABLE DC CURRENT PER SEGMENT VS. A FUNCTION OF AMBIENT TEMPERATURE

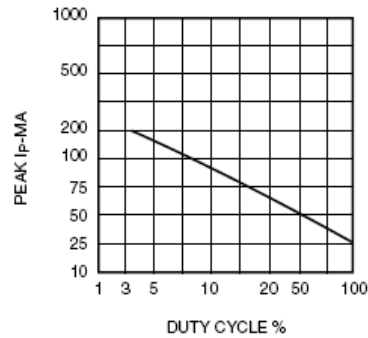


Fig. 6 MAX PEAK CURRENT VS. DUTY CYCLE % (REFRESH RATE $f = 1\text{ KHz}$)



0.4 inch (10.2mm) 4 Digit CLOCK STICK DISPLAY

Bright Red MSQC4111C
High Efficiency MSQC4911C
Green MSQC4411C

DISCLAIMER

FAIRCHILD SEMICONDUCTOR RESERVES THE RIGHT TO MAKE CHANGES WITHOUT FURTHER NOTICE TO ANY PRODUCTS HEREIN TO IMPROVE RELIABILITY, FUNCTION OR DESIGN. FAIRCHILD DOES NOT ASSUME ANY LIABILITY ARISING OUT OF THE APPLICATION OR USE OF ANY PRODUCT OR CIRCUIT DESCRIBED HEREIN; NEITHER DOES IT CONVEY ANY LICENSE UNDER ITS PATENT RIGHTS, NOR THE RIGHTS OF OTHERS.

LIFE SUPPORT POLICY

FAIRCHILD'S PRODUCTS ARE NOT AUTHORIZED FOR USE AS CRITICAL COMPONENTS IN LIFE SUPPORT DEVICES OR SYSTEMS WITHOUT THE EXPRESS WRITTEN APPROVAL OF THE PRESIDENT OF FAIRCHILD SEMICONDUCTOR CORPORATION. As used herein:

1. Life support devices or systems are devices or systems which, (a) are intended for surgical implant into the body, or (b) support or sustain life, and (c) whose failure to perform when properly used in accordance with instructions for use provided in the labeling, can be reasonably expected to result in a significant injury of the user.
2. A critical component in any component of a life support device or system whose failure to perform can be reasonably expected to cause the failure of the life support device or system, or to affect its safety or effectiveness.

X-ON Electronics

Largest Supplier of Electrical and Electronic Components

Click to view similar products for [LED Displays & Accessories](#) category:

Click to view products by [Everlight](#) manufacturer:

Other Similar products are found below :

[LTC-4624JD](#) [LTC-4627WC](#) [LTC-571P](#) [LTM-8522G](#) [LTP-4323P](#) [LTP-747G](#) [LTS-3361JG-06](#) [1668](#) [HT-F196NB-5323](#) [IPD2131-27](#) [SA03-12EWA](#) [LDQ-N514RI](#) [LDS-A3506RD](#) [LDS-A3926RI](#) [SC03-12HDB](#) [SI-B9T151550WW](#) [SI-B9V171550WW](#) [SLC-3PF-WL](#) [SLDN-32M-G1624](#) [LTC-2621JD](#) [LTC-2623WC](#) [LTC-4627JD](#) [LTD-322G](#) [LTD-482PC](#) [LTP-1057AHR](#) [LTP-1457AKR](#) [LTP-3784G-01](#) [LTS-313AP](#) [LTS-4812SKR-P](#) [LTS-547AE](#) [LTS-6780P](#) [446010401-3](#) [HV-7W30-6829](#) [DA43-11GWA](#) [LDD-A516RI-17](#) [LDD-E305RI](#) [LDQ-N3402RI](#) [LDQ-N3606RI](#) [LDT-M2804RI](#) [86004CB830](#) [LTP-3862JD](#) [LTP-2088AKD](#) [LTD-6740P](#) [LTS-6880Y](#) [LDS-SMC3002RISUGTR](#) [LTC-2623E](#)
[CC25-12YWA](#) [LDM-6432-P3-UR-1](#) [SR420312N/32](#)