

Thick Film Chip Resistor — CR Series



Application

- Consumer electrical
- Home Appliance: Air conditioner, Refrigerator
- Computer & relative products: Main board
- Communication equipment: Cell phone, Fax machine
- Power equipment: Power supply, Illumination equipment
- Measuring instrument: Electric meter, Navigation equipment

Features

- Small size and light weight
- Reliability, high quality

Type Dimension



Dimension

Unit: mm

| TYPE | L | W | H | l_1 | l_2 |
|--------|-----------------|-----------------|-----------------|-----------------|-----------------|
| CR0201 | 0.60 ± 0.03 | 0.30 ± 0.03 | 0.23 ± 0.05 | 0.15 ± 0.05 | 0.15 ± 0.05 |
| CR0402 | 1.00 ± 0.10 | 0.50 ± 0.05 | 0.30 ± 0.05 | 0.15 ± 0.10 | 0.20 ± 0.10 |
| CR0603 | 1.60 ± 0.20 | 0.80 ± 0.15 | 0.40 ± 0.10 | 0.30 ± 0.20 | 0.30 ± 0.10 |
| CR0805 | 2.00 ± 0.20 | 1.25 ± 0.15 | 0.50 ± 0.15 | 0.30 ± 0.15 | 0.40 ± 0.15 |
| CR1206 | 3.05 ± 0.10 | 1.60 ± 0.20 | 0.55 ± 0.15 | 0.40 ± 0.20 | 0.50 ± 0.20 |
| CR1210 | 3.05 ± 0.10 | 2.50 ± 0.20 | 0.55 ± 0.15 | 0.50 ± 0.20 | 0.50 ± 0.20 |
| CR1812 | 4.50 ± 0.10 | 3.10 ± 0.20 | 0.55 ± 0.05 | 0.55 ± 0.20 | 0.70 ± 0.20 |
| CR2010 | 5.00 ± 0.20 | 2.50 ± 0.20 | 0.55 ± 0.10 | 0.60 ± 0.20 | 0.60 ± 0.20 |
| CR2512 | 6.30 ± 0.20 | 3.20 ± 0.20 | 0.55 ± 0.10 | 0.60 ± 0.20 | 0.60 ± 0.20 |

Standard Electrical Specifications

| Item Type | Rated Power at 70°C | Max Working Voltage | Max Overload Voltage | T.C.R. (PPM/°C) | Resistance Range | | | |
|--------------|------------------------|------------------------|-------------------------|--------------------|----------------------|------------------|------------|--|
| | | | | | B(±0.1%) D(±0.5%) | F(±1%) G(±2%) | J(±5%) | |
| CR0201 | 0.05 W | 25V | 50V | -200/+400 | - | 1Ω~9.9Ω | | |
| | | | | ±200 | - | 10Ω~10MΩ | | |
| CR0402 | 0.063 W | 50V | 100V | ±400 | - | 1Ω~9.9Ω | | |
| | | | | ±300 | - | 10Ω~990Ω | | |
| | | | | ±200 | 10Ω~1MΩ | 1KΩ~10MΩ | | |
| CR0603 | 0.1 W | 75V | 150V | ±400 | - | 1Ω~9.9Ω | | |
| | | | | ±200 | - | - | 10Ω~10MΩ | |
| | | | | ±100 | 10Ω~1MΩ | 10Ω~10MΩ | - | |
| CR0805 | 0.125 W | 150V | 300V | ±400 | - | 1Ω~9.9Ω | | |
| | | | | ±200 | - | - | 10Ω~10MΩ | |
| | | | | ±100 | 10Ω~1MΩ | 10Ω~10MΩ | - | |
| CR1206 | 0.25 W | 200V | 400V | ±300 | - | 1Ω~10Ω | | |
| | | | | ±200 | - | - | 10.2Ω~10MΩ | |
| | | | | ±100 | 10.2Ω~1MΩ | 10.2Ω~10MΩ | - | |
| CR1210 | 0.5 W | | | ±300 | - | 1Ω~10Ω | 1Ω~10Ω | |
| | | | | ±200 | - | - | 10.2Ω~10MΩ | |
| | | | | ±100 | 10.2Ω~1MΩ | 10.2Ω~10MΩ | - | |
| CR1812 | 0.75 W | | | ±300 | - | 1Ω~10Ω | | |
| | | | | ±200 | - | - | 10.2Ω~10MΩ | |
| | | | | ±100 | 10.2Ω~1MΩ | 10.2Ω~10MΩ | - | |
| CR2010 | 0.75 W | | | ±300 | - | 1Ω~10Ω | | |
| | | | | ±200 | - | - | 10.2Ω~10MΩ | |
| | | | | ±100 | 10.2Ω~1MΩ | 10.2Ω~10MΩ | - | |
| CR2512 | 1 W | ±300 | - | 1Ω~10Ω | | | | |
| | | ±200 | - | - | 10.2Ω~10MΩ | | | |
| | | ±100 | 10.2Ω~1MΩ | 10.2Ω~10MΩ | - | | | |

- For non-standard parts, please contact our sales dept.
- Operating Temperature Range : -55°C ~ +155°C.
- Type CR1210/1812/2010/2512 : 1Ω~10Ω (Alloy Film)
- Type CR1210/1812/2010/2512 : >10Ω (Thick Film)

| Type | 0201 | 0402 | 0603 | 0805 | 1206 | 1210 | 1812 | 2010 | 2512 |
|-------------------------|----------|------|------|------|------|------|------|------|------|
| Jumper Resistance Value | 50mΩ Max | | | | | | | | |
| Jumper Rated Current | 0.5A | 1A | | | 2A | | | | |

● Low Ohm Chip Resistor

■ Standard Electrical Specifications

| Item Type | Rated Power at 70°C | Rated Voltage Range | Max Overload Voltage | T.C.R. (PPM/°C) | Resistance Range (mΩ) | |
|--------------|------------------------|------------------------|-------------------------|--------------------|--------------------------|--|
| | | | | | F(±1%)、J(±5%) | |
| CR0402 | 0.063 W | 0.17~0.25V | 0.624 V | ±800 | 470~990 | |
| CR0603 | 0.1 W | 0.1~0.31V | 0.775 V | ±800 | 100~330 | |
| | | | | ±600 | 331~990 | |
| CR0805 | 0.125 W | 0.04~0.35V | 0.875 V | ±1800 | 10~50 | |
| | | | | ±800 | 51~100 | |
| | | | | ±600 | 101~990 | |
| CR1206 | 0.25 W | 0.05~0.5V | 1.25 V | ±1800 | 10~50 | |
| | | | | ±800 | 51~100 | |
| | | | | ±600 | 101~990 | |
| CR1210 | 0.5 W | 0.07~0.7V | 1.75 V | ±1800 | 10~50 | |
| | | | | ±800 | 51~100 | |
| | | | | ±600 | 101~990 | |
| CR1812 | 0.75 W | 0.08~0.8V | 2.15 V | ±1800 | 10~50 | |
| | | | | ±800 | 51~100 | |
| | | | | ±600 | 101~990 | |
| CR2010 | 0.75 W | 0.08~0.8V | 2.15 V | ±1800 | 10~50 | |
| | | | | ±800 | 51~100 | |
| | | | | ±600 | 101~990 | |
| CR2512 | 1 W | 0.1~0.99V | 2.475V | ±1800 | 10~50 | |
| | | | | ±800 | 51~100 | |
| | | | | ±600 | 101~990 | |

● For non-standard parts, please contact our sales dept.

● Operating Temperature Range : -55°C ~ +155°C.

● High Ohm Chip Resistor

■ Standard Electrical Specifications

| Item Type | Rated Power at 70°C | Max Working Voltage | Max Overload Voltage | T.C.R. (PPM/°C) | Resistance Range | | | |
|--------------|------------------------|------------------------|-------------------------|--------------------|------------------|---------|-------|--------|
| | | | | | F(±1%) | J(±5%) | | |
| CR0402 | 0.063 W | 50V | 100V | ±200 | 10.1 MΩ | 10.1 MΩ | | |
| CR0603 | 0.1 W | 75V | 150V | | | | | |
| CR0805 | 0.125 W | 150V | 300V | | | | | |
| CR1206 | 0.25 W | 200V | 400V | | | | ~ | ~ |
| CR1210 | 0.5 W | | | | | | | |
| CR2010 | 0.75 W | | | | | | | |
| CR2512 | 1 W | | | | | | 54 MΩ | 100 MΩ |

● For non-standard parts, please contact our sales dept.

● Operating Temperature Range : -55°C ~ +155°C.

● Trimmable Chip Resistor – TCR series

■ Standard Electrical Specifications

| Item Type | Rated Power at 70 °C | Max Working Voltage | Max Overload Voltage | T.C.R. (PPM/°C) | Resistance Tolerance | Resistance Range |
|--------------|-------------------------|------------------------|-------------------------|--------------------|-------------------------|---------------------|
| TCR0402 | 0.063 W | 50V | 100V | ±200 | ±15% ±20% ±30% | 10Ω~1MΩ |
| TCR0603 | 0.1 W | 75V | 150V | | | |
| TCR0805 | 0.125 W | 150V | 300V | | | |
| TCR1206 | 0.25 W | 200V | 400V | | | |
| TCR1210 | 0.5 W | | | | | |
| TCR1812 | 0.75 W | | | | | |
| TCR2010 | 0.75 W | | | | | |
| TCR1218 | 1 W | | | | | |
| TCR2512 | 1 W | | | | | |

● For non-standard parts, please contact our sales dept.

● Operating Temperature Range : -55°C ~ +155°C.

■ Parts Number Explanation

■ Example:

| CR | 0603 | J | 10R | P | 05 | |
|--------------|--|---|--------------------|--|---|----------|
| Product Type | Size(Inch) | Resistor Tolerance | Resistors Value | Package | Quantity | Optional |
| CR TCR | 0201 0402 0603 0805 1206 1210 1812 2010 2512 | B : ±0.1% D : ±0.5% F : ±1% G : ±2% J : ±5% K : ±10% L : ±15% M : ±20% N : ±30% | | P、Q : Paper Taping E : Embossed Taping D : Packed in a Bag | 04 : 4000PCS 05 : 5000PCS 10 : 10000PCS 40 : 40000PCS 50 : 50000PCS | |

Appendix For SMD Chip Resistor

Packaging Information



Dimension

Unit: mm

| TYPE | SIZE | | A | φB | φC | φD | W | φM |
|---------------------|------|--------------|---------|----------|--------|---------|----------|---------|
| 0201/0402 | 7" | 10K/Reel | 2.0±0.5 | 13.5±1.0 | 21±1.0 | 60±1.0 | 11.5±2.0 | 178±2.0 |
| 0402 | 13" | 40K/50K Reel | 2.0±0.5 | 13.5±1.0 | 21±1.0 | 100±1.0 | 11.5±2.0 | 330±2.0 |
| 0603/0805/1206/1210 | 7" | 5K/Reel | 2.0±0.5 | 13.5±1.0 | 21±1.0 | 60±1.0 | 11.5±2.0 | 178±2.0 |
| 0603/0805/1206 | 10" | 10K/Reel | 2.0±0.5 | 13.5±1.0 | 21±1.0 | 100±1.0 | 11.5±2.0 | 254±2.0 |
| | 13" | 20K/Reel | 2.0±0.5 | 13.5±1.0 | 21±1.0 | 100±1.0 | 11.5±2.0 | 330±2.0 |
| 2010/2512/1812 | 7" | 4K/Reel | 2.0±0.5 | 13.5±1.0 | 21±1.0 | 60±1.0 | 16.0±2.0 | 178±2.0 |

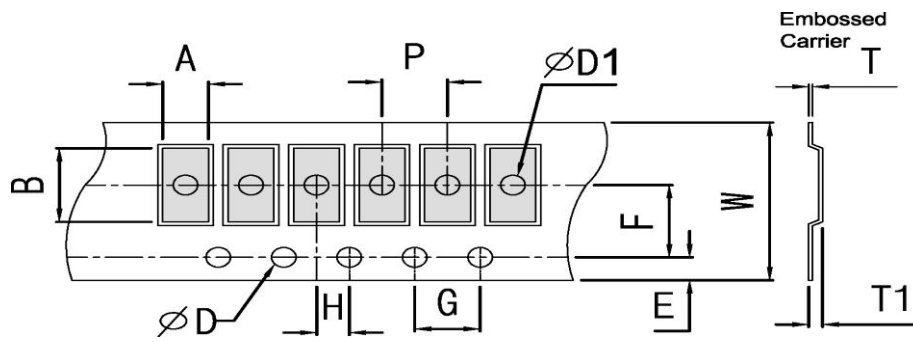
Tapping Specification



Dimension

Unit: mm

| Packaging | Type | A | B | W | E | F | G | H | T | φD | P |
|------------|------|----------|----------|---------|----------|----------|---------|----------|----------|-------------------------------------|---------|
| Paper Type | 0201 | 0.45±0.1 | 0.75±0.1 | 8.0±0.2 | 1.75±0.1 | 3.5±0.05 | 4.0±0.1 | 2.0±0.05 | 0.35±0.1 | 1.50 ^{+0.10} ₋₀ | 2.0±0.1 |
| | 0402 | 0.70±0.1 | 1.20±0.1 | 8.0±0.2 | 1.75±0.1 | 3.5±0.05 | 4.0±0.1 | 2.0±0.05 | 0.45±0.1 | | 4.0±0.1 |
| | 0603 | 1.05±0.2 | 1.80±0.2 | 8.0±0.2 | 1.75±0.1 | 3.5±0.05 | 4.0±0.1 | 2.0±0.05 | 0.60±0.1 | | |
| | 0805 | 1.55±0.2 | 2.30±0.2 | 8.0±0.2 | 1.75±0.1 | 3.5±0.05 | 4.0±0.1 | 2.0±0.05 | 0.75±0.1 | | |
| | 1206 | 1.90±0.2 | 3.50±0.2 | 8.0±0.2 | 1.75±0.1 | 3.5±0.05 | 4.0±0.1 | 2.0±0.05 | 0.75±0.1 | | |
| | 1210 | 2.85±0.2 | 3.50±0.2 | 8.0±0.2 | 1.75±0.1 | 3.5±0.05 | 4.0±0.1 | 2.0±0.05 | 0.75±0.1 | | |



Dimension

Unit: mm

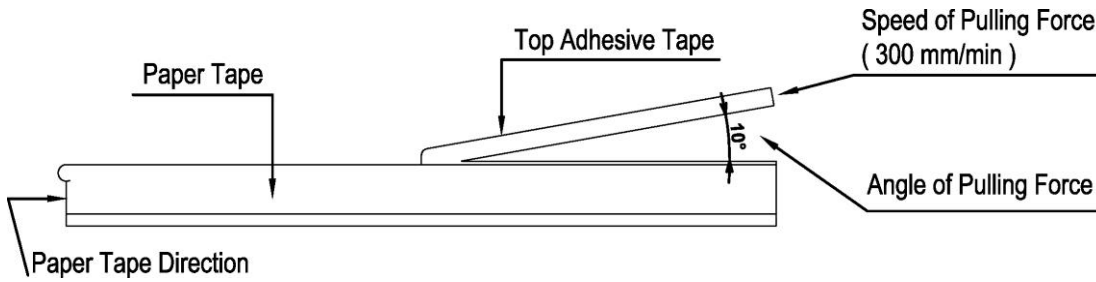
| Packaging | Type | A | B | W | E | F | G | H | T | ϕD | $\phi D1$ | T1 | P |
|---------------|------|----------|----------|--------|----------|----------|---------|----------|----------|-------------------------------------|-----------|-----------|---------|
| Embossed Type | 2010 | 2.80±0.2 | 5.60±0.2 | 12±0.1 | 1.75±0.1 | 5.5±0.05 | 4.0±0.1 | 2.0±0.05 | 0.23±0.1 | 1.50 ^{+0.10} ₋₀ | 1.50±0.1 | 0.85±0.15 | 4.0±0.1 |
| | 2512 | 3.40±0.2 | 6.70±0.2 | 12±0.1 | 1.75±0.1 | 5.5±0.05 | 4.0±0.1 | 2.0±0.05 | 0.23±0.1 | | 1.50±0.1 | 0.85±0.15 | |
| | 1812 | 3.30±0.2 | 4.60±0.2 | 12±0.1 | 1.75±0.1 | 5.5±0.05 | 4.0±0.1 | 2.0±0.05 | 0.23±0.1 | | 1.50±0.1 | 0.85±0.15 | |

■ Packing Material Data / Storage Data

■ Front & Back Lead Dimension



■ Top Adhesive Peel Off Strength : 10~70g



■ Package

| Inner Box Size | |
|----------------|------------|
| Reel | Size H(mm) |
| 1 | 13 |
| 2 | 24 |
| 3 | 36 |
| 5 | 60 |
| 10 | 113 |



| External Box Size | | | |
|-------------------|-------------|------------|-------------|
| Contain (Kpcs) | Length (mm) | Width (mm) | Height (mm) |
| 25K | 180 | 180 | 60 |
| 50K | 180 | 180 | 110 |
| 150K | 430 | 200 | 200 |
| 300K | 400 | 400 | 200 |



■ Storage Data :

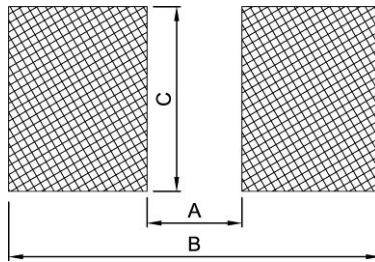
Storage time at the environment temp: $25\pm 5^{\circ}\text{C}$ & humidity: $60\pm 20\%$ is valid for one year from the date of delivery.

● Reliability Test and Requirement

| Test Item | Test Method | Procedure | Requirements |
|---|--------------------------|---|--|
| Temperature Coefficient of Resistance (T.C.R) | JIS C 5201-1 clause 4.8 | -55°C or +155°C, 25°C is the reference temperature | Refer to Ratings |
| Short Time Overload | JIS C 5201-1 clause 4.13 | General : 2.5 times RCWV or Max. Overload voltage whichever is less for 5 seconds. | ±1 : ±(1.0%+0.05 Ω) ±5 : ±(2.0%+0.1 Ω) Value <1 Ω : ±(2.0%+0.1 Ω) |
| IR Reflow | Sony SS-00254 |  | ±1 : ±(1.0%+0.05 Ω) ±5 : ±(1.0%+0.05 Ω) |
| Leaching | Sony SS-00254-9 | 260±5°C for 30 seconds. | >95% Coverage |
| Soldering Heat | JIS C 5201-1 clause 4.18 | 260±5°C for 10 seconds. | ±1 : ±(0.5%+0.05 Ω) ±5 : ±(1.0%+0.05 Ω) Value <1 Ω : ±(1.0%+0.05 Ω) |
| Temperature Cycling | JIS C 5201-1 clause 4.19 | -55°C to +155°C, 5 cycles | 0.1%、0.5%、1% : ±(0.5%+0.05 Ω) 2%、5% : ±(1.0%+0.10 Ω) Value <1 Ω : ±(1.0%+0.10 Ω) |
| Electric Iron | Sony SS-00254-5 | Preheating temperature : 350±10°C Electric iron preheating time : 3+1/-0 sec | ±1 : ±(1.0%+0.05 Ω) ±5 : ±(1.0%+0.05 Ω) Value <1 Ω : ±(1.0%+0.05 Ω) |
| Resistance to Solvent | JIS C 5201-1 clause 4.29 | The tested resistor be immersed into isopropyl alcohol of 20~25°C for 60 secs. Then the resistor is left in the room for 48 hrs. | ±1 : ±(0.5%+0.05 Ω) ±5 : ±(0.5%+0.05 Ω) Value <1 Ω : ±(1.0%+0.05 Ω) |
| Load Life in Humidity | JIS C 5201-1 clause 4.24 | 40±2°C, 90~95% R.H. RCWV or Max. working voltage whichever is less for 1000 hrs with 1.5 hrs "ON" and 0.5 hr "OFF" . | 0.1%、0.5%、1% : ±(1.0%+0.05 Ω) 2%、5% : ±(2.0%+0.05 Ω) Value <1 Ω : ±(2.0%+0.05 Ω) |
| Load Life (Endurance) | JIS C 5201-1 clause 4.25 | 70±2°C, RCWV or Max. working voltage whichever is less for 1000 hrs with 1.5 hrs "ON" and 0.5 hr "OFF" . | 0.1%、0.5%、1% : ±(1.0%+0.05 Ω) 2%、5% : ±(3.0%+0.10 Ω) Value <1 Ω : ±(3.0%+0.10 Ω) |
| Insulation Resistance | JIS C 5201-1 clause 4.6 | 100V for 1 minute. | ≥ 10G Ω |
| Terminal Bending Strength | JIS C 5201-1 clause 4.33 | Bending once for 5 seconds D : 0402、0603、0805=5mm 1206、1210、1812=3mm 2010、2512 =2mm | ±1 : ±(1.0%+0.05 Ω) ±5 : ±(1.0%+0.05 Ω) |

● General Information

■ Recommend Land Pattern Design



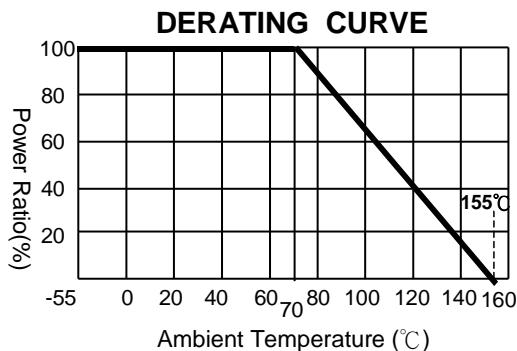
■ Dimension

Unit: mm

| Item \ Type | 0201 | 0402 | 0603 | 0805 | 1206 | 1210 | 1812 | 2010 | 2512 |
|-------------|------|------|------|------|------|------|------|------|------|
| A | 0.25 | 0.60 | 0.80 | 1.30 | 2.20 | 2.00 | 3.11 | 3.80 | 4.90 |
| B | 1.10 | 1.60 | 2.40 | 2.90 | 4.20 | 4.40 | 5.91 | 6.60 | 8.10 |
| C | 0.32 | 0.70 | 1.00 | 1.45 | 1.80 | 2.70 | 3.30 | 2.70 | 3.40 |

■ Performance Characteristics

■ Power Derating Curve



Power rating or current rating is in the case based on continuous full-load at ambient temperature of 70°C. For operation at ambient temperature in excess of 70°C, the load should be derated in accordance with figure of derating Curve.

■ Voltage Rating or Current Rating

Resistance Range: $\geq 1 \Omega$

Rated Voltage: The resistor shall have a DC continuous working voltage or a RMS AC continuous working voltage at commercial-line frequency and wave form corresponding to the power rating, as determined formula as following:

$$E(\text{RCWV}) = \sqrt{P \times R}$$

E=Rated voltage(V)
 P=Power rating(W)
 R=Nominal resistance(Ω)

■ Operation and Storage Temperature

| | | |
|-----------------------|-------|------|
| | MIN | MAX |
| Operation temperature | -55°C | 70°C |
| Storage temperature | 20°C | 30°C |
| Storage humidity | 40% | 80% |

■ Product Testing Method:

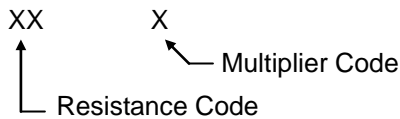
Our products are tested with our company's tapping & testing equipments by using four-foot probe to touch at the back of both electrodes. Supposed different testing points or methods are requested, please advise beforehand and customized-made production is available.

■ Marking

■ 0603 E-96 Multiplier Code

| Code | A | B | C | D | E | F | G | H | X | Y | Z |
|------------|-----------------|-----------------|-----------------|-----------------|-----------------|-----------------|-----------------|-----------------|------------------|------------------|------------------|
| Multiplier | 10 ⁰ | 10 ¹ | 10 ² | 10 ³ | 10 ⁴ | 10 ⁵ | 10 ⁶ | 10 ⁷ | 10 ⁻¹ | 10 ⁻² | 10 ⁻³ |

CODING FORMULA



Example: $10.2\text{K}\Omega = \underline{102} \times \underline{10^2}\Omega = 02\text{C}$
 $33.2\Omega = \underline{332} \times \underline{10^{-1}}\Omega = 51\text{X}$

■ 0603 Standard E-96 Values and 0603 Resistance Codes

| | | | | | | | | | | | | | | | | | | | | | | | | |
|---------|-----|-----|-----|-----|-----|-----|-----|-----|-----|-----|-----|-----|-----|-----|-----|-----|-----|-----|-----|-----|-----|-----|-----|-----|
| R-Value | 100 | 102 | 105 | 107 | 110 | 113 | 115 | 118 | 121 | 124 | 127 | 130 | 133 | 137 | 140 | 143 | 147 | 150 | 154 | 158 | 162 | 165 | 169 | 174 |
| Code | 01 | 02 | 03 | 04 | 05 | 06 | 07 | 08 | 09 | 10 | 11 | 12 | 13 | 14 | 15 | 16 | 17 | 18 | 19 | 20 | 21 | 22 | 23 | 24 |
| R-Value | 178 | 182 | 187 | 191 | 196 | 200 | 205 | 210 | 215 | 221 | 226 | 232 | 237 | 243 | 249 | 255 | 261 | 267 | 274 | 280 | 287 | 294 | 301 | 309 |
| Code | 25 | 26 | 27 | 28 | 29 | 30 | 31 | 32 | 33 | 34 | 35 | 36 | 37 | 38 | 39 | 40 | 41 | 42 | 43 | 44 | 45 | 46 | 47 | 48 |
| R-Value | 316 | 324 | 332 | 340 | 348 | 357 | 365 | 374 | 383 | 392 | 402 | 412 | 422 | 432 | 442 | 453 | 464 | 475 | 487 | 499 | 511 | 523 | 536 | 549 |
| Code | 49 | 50 | 51 | 52 | 53 | 54 | 55 | 56 | 57 | 58 | 59 | 60 | 61 | 62 | 63 | 64 | 65 | 66 | 67 | 68 | 69 | 70 | 71 | 72 |
| R-Value | 562 | 576 | 590 | 604 | 619 | 634 | 649 | 665 | 681 | 698 | 715 | 732 | 750 | 768 | 787 | 806 | 825 | 845 | 866 | 887 | 909 | 931 | 953 | 976 |
| Code | 73 | 74 | 75 | 76 | 77 | 78 | 79 | 80 | 81 | 82 | 83 | 84 | 85 | 86 | 87 | 88 | 89 | 90 | 91 | 92 | 93 | 94 | 95 | 96 |

Standard Resistance Values in a Decade

Marking code:

- 1%: marking code, please refer to E96 and E24 data form as below
 Ex: 120K, The marking code is 1203 in E24
 121K, The marking code is 1213 in E96
- 5%: marking code, please refer to E24 data form as below
 Ex: 120K, The marking code is 124 in E24
- Note: 0201/0402 series resistor has no marking code.
- Type: 0603 1% marking code, please refer to E-96 multiplier code.

| E192 | E96 | E48 | E192 | E96 | E48 | E192 | E96 | E48 | E192 | E96 | E48 | E192 | E96 | E48 | |
|------|-----|-----|------|-----|-----|------|-----|-----|------|-----|-----|------------|------------|-----------|-----------|
| 100 | 100 | 100 | 169 | 169 | 169 | 287 | 287 | 287 | 487 | 487 | 487 | 825 | 825 | 825 | |
| 101 | | | 172 | | | 291 | | | 493 | | | 835 | | | |
| 102 | 102 | | 174 | 174 | | 294 | 294 | | 499 | 499 | | 845 | 845 | | |
| 104 | | | 176 | | | 298 | | | 505 | | | 856 | | | |
| 105 | 105 | 105 | 178 | 178 | 178 | 301 | 301 | 301 | 511 | 511 | 511 | 866 | 866 | 866 | |
| 106 | | | 180 | | | 305 | | | 517 | | | 876 | | | |
| 107 | 107 | | 182 | 182 | | 309 | 309 | | 523 | 523 | | 887 | 887 | | |
| 109 | | | 184 | | | 312 | | | 530 | | | 898 | | | |
| 110 | 110 | 110 | 187 | 187 | 187 | 316 | 316 | 316 | 536 | 536 | 536 | 909 | 909 | 909 | |
| 111 | | | 189 | | | 320 | | | 542 | | | 920 | | | |
| 113 | 113 | | 191 | 191 | | 324 | 324 | | 549 | 549 | | 931 | 931 | | |
| 114 | | | 193 | | | 328 | | | 556 | | | 942 | | | |
| 115 | 115 | 115 | 196 | 196 | 196 | 332 | 332 | 332 | 562 | 562 | 562 | 953 | 953 | 953 | |
| 117 | | | 198 | | | 336 | | | 569 | | | 965 | | | |
| 118 | 118 | | 200 | 200 | | 340 | 340 | | 576 | 576 | | 976 | 976 | | |
| 120 | | | 203 | | | 344 | | | 583 | | | 988 | | | |
| 121 | 121 | 121 | 205 | 205 | 205 | 348 | 348 | 348 | 590 | 590 | 590 | | | | |
| 123 | | | 208 | | | 352 | | | 597 | | | | | | |
| 124 | 124 | | 210 | 210 | | 357 | 357 | | 604 | 604 | | E24 | E12 | E6 | E3 |
| 126 | | | 213 | | | 361 | | | 612 | | | 10 | 10 | 10 | 10 |
| 127 | 127 | 127 | 215 | 215 | 215 | 365 | 365 | 365 | 619 | 619 | 619 | 11 | | | |
| 129 | | | 218 | | | 370 | | | 626 | | | 12 | 12 | | |
| 130 | 130 | | 221 | 221 | | 374 | 374 | | 634 | 634 | | 13 | | | |
| 132 | | | 223 | | | 379 | | | 642 | | | 15 | 15 | 15 | |
| 133 | 133 | 133 | 226 | 226 | 226 | 383 | 383 | 383 | 649 | 649 | 649 | 16 | | | |
| 135 | | | 229 | | | 388 | | | 657 | | | 18 | 18 | | |
| 137 | 137 | | 232 | 232 | | 392 | 392 | | 665 | 665 | | 20 | | | |
| 138 | | | 234 | | | 397 | | | 673 | | | 22 | 22 | 22 | 22 |
| 140 | 140 | 140 | 237 | 237 | 237 | 402 | 402 | 402 | 681 | 681 | 681 | 24 | | | |
| 142 | | | 240 | | | 407 | | | 690 | | | 27 | 27 | | |
| 143 | 143 | | 243 | 243 | | 412 | 412 | | 698 | 698 | | 30 | | | |
| 145 | | | 246 | | | 417 | | | 706 | | | 33 | 33 | 33 | |
| 147 | 147 | 147 | 249 | 249 | 249 | 422 | 422 | 422 | 715 | 715 | 715 | 36 | | | |
| 149 | | | 252 | | | 427 | | | 723 | | | 39 | 39 | | |
| 150 | 150 | | 255 | 255 | | 432 | 432 | | 732 | 732 | | 43 | | | |
| 152 | | | 258 | | | 437 | | | 741 | | | 47 | 47 | 47 | 47 |
| 154 | 154 | 154 | 261 | 261 | 261 | 442 | 442 | 442 | 750 | 750 | 750 | 51 | | | |
| 156 | | | 264 | | | 448 | | | 759 | | | 56 | 56 | | |
| 158 | 158 | | 267 | 267 | | 453 | 453 | | 768 | 768 | | 62 | | | |
| 160 | | | 271 | | | 459 | | | 777 | | | 68 | 68 | 68 | |
| 162 | 162 | 162 | 274 | 274 | 274 | 464 | 464 | 464 | 787 | 787 | 787 | 75 | | | |
| 164 | | | 277 | | | 470 | | | 796 | | | 82 | 82 | | |
| 165 | 165 | | 280 | 280 | | 475 | 475 | | 806 | 806 | | 91 | | | |
| 167 | | | 284 | | | 481 | | | 816 | | | | | | |

According to IEC publication 63

■ mΩ Resistance Codes

| Resistance | Code | 0603 Code | Resistance | Code | 0603 Code | Resistance | Code | 0603 Code | Resistance | Code | 0603 Code | Resistance | Code | 0603 Code |
|------------|------|-----------|------------|------|-----------|------------|------|-----------|------------|------|-----------|------------|------|-----------|
| 10mΩ | R010 | 010 | 65mΩ | R065 | 065 | 0.12Ω | R120 | R12 | 0.27Ω | R270 | R27 | 0.56Ω | R560 | R56 |
| 15mΩ | R015 | 015 | 68mΩ | R068 | 068 | 0.13Ω | R130 | R13 | 0.30Ω | R300 | R30 | 0.60Ω | R600 | R60 |
| 20mΩ | R020 | 020 | 70mΩ | R070 | 070 | 0.15Ω | R150 | R15 | 0.33Ω | R330 | R33 | 0.65Ω | R650 | R65 |
| 30mΩ | R030 | 030 | 75mΩ | R075 | 075 | 0.16Ω | R160 | R16 | 0.36Ω | R360 | R36 | 0.68Ω | R680 | R68 |
| 40mΩ | R040 | 040 | 80mΩ | R080 | 080 | 0.18Ω | R180 | R18 | 0.40Ω | R400 | R40 | 0.70Ω | R700 | R70 |
| 50mΩ | R050 | 050 | 90mΩ | R090 | 090 | 0.20Ω | R200 | R20 | 0.43Ω | R430 | R43 | 0.75Ω | R750 | R75 |
| 56mΩ | R056 | 056 | 0.10Ω | R100 | R10 | 0.22Ω | R220 | R22 | 0.47Ω | R470 | R47 | 0.80Ω | R800 | R80 |
| 60mΩ | R060 | 060 | 0.11Ω | R110 | R11 | 0.25Ω | R250 | R25 | 0.50Ω | R500 | R50 | 0.90Ω | R900 | R90 |

Revision : April 11, 2018

X-ON Electronics

Largest Supplier of Electrical and Electronic Components

Click to view similar products for [Thick Film Resistors](#) category:

Click to view products by [Ever Ohms](#) manufacturer:

Other Similar products are found below :

[MCR03EZPFX3162](#) [MCR004YZPJ332](#) [201007J022KT4E](#) [201007F1653T4E](#) [201007F6652T4E](#) [0603WAF137KT5E](#) [RTT204702FTE](#)
[RTT203000FTE](#) [RTT2056R0FTE](#) [CR2010F470KE04Z](#) [RTT018451FTH](#) [RTT021802DTH](#) [0402WGF510LTCE](#) [0201WMJ0200TEE](#)
[TR0603B26K7P0550Z](#) [0201WMF5102TEE](#) [1210W2J047KT5E](#) [YLR12-2-4F-W](#) [HOT\(0.25x1.3\)-3.2-0R-I](#) [HOT\(0.4x1.5\)-5.2-0R-I](#)
[HoT\(0.45x1.5\)-8.2-0R-I](#) [0201WMF1103TEE](#) [0201WMF7152TEE](#) [1210W2J0124T5E](#) [201007J010LT4E](#) [201007J0360T4E](#) [201007J0430T4E](#)
[0805W8F931KT5E](#) [1206W4F5231T5E](#) [1210W2J0620T5E](#) [201007J0822T4E](#) [0201WMF1005TCE](#) [0201WMF1212TCE](#) [0201WMF1373TCE](#)
[0201WMF1400TCE](#) [0201WMF2000TEE](#) [0201WMF2001TCE](#) [0201WMF226JTCE](#) [0201WMF2672TCE](#) [0201WMF2803TCE](#)
[0201WMF357JTCE](#) [0201WMF3743TCE](#) [0201WMF430JTCE](#) [0201WMF4990TCE](#) [0201WMF5104TCE](#) [0201WMF510JTEE](#)
[0201WMF5110TCE](#) [0201WMF6652TEE](#) [0201WMF6812TCE](#) [0201WMF8200TCE](#)