

■ Thick Film Chip Resistor — CR Series



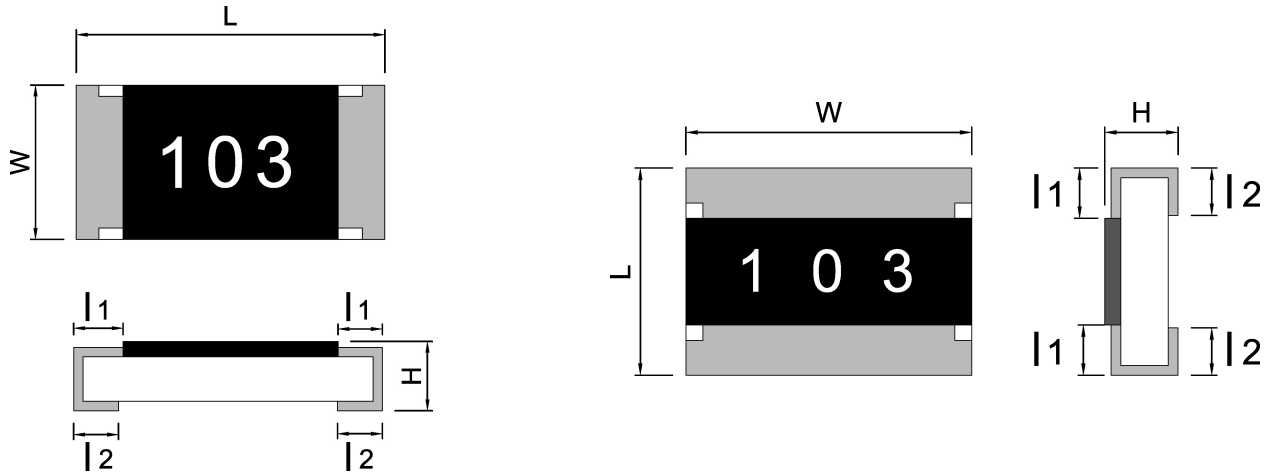
■ Application

- Entertainment: Stereo, TV tuners, Tape recorder
- Appliance: Air conditioner, Refrigerator
- Computer & relative products: Main board, PDA
- Communication equipment: Cell phone, Fax machine
- Power equipment: Power supply, Illumination equipment
- Measuring instrument: Electric meter, Navigation equipment

■ Features

- Small size and light weight
- Reduction of assembly costs and matching with placement machines
- Reliability, high quality and fast delivery

■ Type Dimension



CR0201 / CR0402 / CR 0603 / CR0805
 CR1206 / CR1210 / CR1812 / CR2010
 CR2512

CR1218 / CR2030

■ Dimension

Unit: mm

| TYPE | L | W | H | l ₁ | l ₂ |
|--------|-------------|-------------|-------------|----------------|----------------|
| CR0201 | 0.60 ± 0.03 | 0.30 ± 0.03 | 0.23 ± 0.05 | 0.10 ± 0.05 | 0.15 ± 0.05 |
| CR0402 | 1.00 ± 0.10 | 0.50 ± 0.05 | 0.30 ± 0.05 | 0.15 ± 0.10 | 0.20 ± 0.10 |
| CR0603 | 1.60 ± 0.20 | 0.80 ± 0.15 | 0.40 ± 0.10 | 0.30 ± 0.20 | 0.30 ± 0.10 |
| CR0805 | 2.00 ± 0.20 | 1.25 ± 0.15 | 0.50 ± 0.15 | 0.30 ± 0.15 | 0.40 ± 0.15 |
| CR1206 | 3.05 ± 0.10 | 1.60 ± 0.20 | 0.55 ± 0.15 | 0.40 ± 0.20 | 0.50 ± 0.20 |
| CR1210 | 3.05 ± 0.10 | 2.50 ± 0.20 | 0.55 ± 0.15 | 0.50 ± 0.20 | 0.50 ± 0.20 |
| CR1812 | 4.50 ± 0.10 | 3.00 ± 0.10 | 0.55 ± 0.05 | 0.55 ± 0.20 | 0.70 ± 0.20 |
| CR2010 | 5.00 ± 0.20 | 2.50 ± 0.20 | 0.55 ± 0.10 | 0.60 ± 0.20 | 0.60 ± 0.20 |
| CR1218 | 3.10 ± 0.10 | 4.60 ± 0.10 | 0.55 ± 0.05 | 0.40 ± 0.20 | 0.50 ± 0.20 |
| CR2512 | 6.30 ± 0.20 | 3.20 ± 0.20 | 0.55 ± 0.10 | 0.60 ± 0.20 | 0.60 ± 0.20 |
| CR2030 | 5.10 ± 0.10 | 7.60 ± 0.10 | 1.20 ± 0.10 | 0.80 ± 0.20 | 0.80 ± 0.20 |

Standard & High Power Electrical Specifications

| Item Type | Rated Power at 70°C | | Max Working Voltage | Max Overload Voltage | T.C.R. (PPM/°C) | Resistance Range | | | Operating Temperature Range |
|--------------|---------------------|---------|---------------------|----------------------|-----------------|----------------------|------------------|-------------------|-----------------------------|
| | | | | | | B(±0.1%) D(±0.5%) | F(±1%) G(±2%) | J(±5%) K(±10%) | |
| | Standard | High | | | | | | | |
| CR0201 | 0.05 W | - | 25V | 50V | ±200 | - | 10Ω~1MΩ | 10Ω~1MΩ | -55°C ~ +155°C |
| CR0402 | 0.063 W | 0.1W | 50V | 100V | 0~+400 | - | 1Ω~9.9Ω | 1Ω~9.9Ω | |
| | | | | | ±300 | - | 10Ω~990Ω | 10Ω~990Ω | |
| | | | | | ±200 | 10Ω~1MΩ | 1KΩ~10MΩ | 1KΩ~10MΩ | |
| CR0603 | 0.1 W | 0.125 W | 50V | 100V | ±400 | - | 1Ω~9.9Ω | 1Ω~9.9Ω | |
| | | | | | ±200 | - | - | 10Ω~10MΩ | |
| | | | | | ±100 | 10Ω~1MΩ | 10Ω~10MΩ | - | |
| CR0805 | 0.125 W | 0.25 W | 150V | 300V | ±400 | - | 1Ω~9.9Ω | 1Ω~9.9Ω | |
| | | | | | ±200 | - | - | 10Ω~10MΩ | |
| | | | | | ±100 | 10Ω~1MΩ | 10Ω~10MΩ | - | |
| CR1206 | 0.25 W | 0.5 W | 200V | 400V | ±400 | - | 1Ω~9.9Ω | 1Ω~9.9Ω | |
| | | | | | ±200 | - | - | 10Ω~10MΩ | |
| | | | | | ±100 | 10Ω~1MΩ | 10Ω~10MΩ | - | |
| CR1210 | 0.5 W | 0.66 W | 200V | 400V | ±400 | - | 1Ω~9.9Ω | 1Ω~9.9Ω | |
| | | | | | ±200 | - | - | 10Ω~10MΩ | |
| | | | | | ±100 | 10Ω~1MΩ | 10Ω~10MΩ | - | |
| CR1812 | 0.5 W | 1 W | 200V | 400V | ±400 | - | 1Ω~9.9Ω | 1Ω~9.9Ω | |
| | | | | | ±200 | - | - | 10Ω~10MΩ | |
| | | | | | ±100 | 10Ω~1MΩ | 10Ω~10MΩ | - | |
| CR2010 | 0.75 W | 1 W | 200V | 400V | ±400 | - | 1Ω~9.9Ω | 1Ω~9.9Ω | |
| | | | | | ±200 | - | - | 10Ω~10MΩ | |
| | | | | | ±100 | 10Ω~1MΩ | 10Ω~10MΩ | - | |
| CR1218 | 1 W | - | 200V | 400V | ±400 | - | 1Ω~9.9Ω | 1Ω~9.9Ω | |
| | | | | | ±200 | - | - | 10Ω~10MΩ | |
| | | | | | ±100 | 10Ω~1MΩ | 10Ω~10MΩ | - | |
| CR2512 | 1 W | 2 W | 200V | 400V | ±400 | - | 1Ω~9.9Ω | 1Ω~9.9Ω | |
| | | | | | ±200 | - | - | 10Ω~10MΩ | |
| | | | | | ±100 | 10Ω~1MΩ | 10Ω~10MΩ | - | |
| CR2030 | 3 W | - | 200V | 400V | ±100 | - | 1Ω~1KΩ | 1Ω~1KΩ | |

●For non-standard parts, please contact our sales dept.

| Type | 0201 | 0402 | 0603 | 0805 | 1206 | 1210 | 1812 | 2010 | 1218 | 2512 | 2030 |
|-------------------------|----------|------|------|------|------|------|------|------|------|------|------|
| Jumper Resistance Value | 50mΩ Max | | | | | | | | | | |
| Jumper Rated Current | 0.5A | | 1A | | | 2A | | | | | |

Parts Number Explanation

Example:



■ Appendix For SMD Chip Resistor

● Packaging Information



■ Dimension

Unit: mm

| TYPE | SIZE | | A | φ B | φ C | φ D | W | φ M |
|------------------------------|------|----------|---------|----------|--------|---------|----------|---------|
| 0201 | 7" | 10K/Reel | 2.0±0.5 | 13.5±1.0 | 21±1.0 | 60±1.0 | 11.5±2.0 | 178±2.0 |
| 0402 | 7" | 10K/Reel | 2.0±0.5 | 13.5±1.0 | 21±1.0 | 60±1.0 | 11.5±2.0 | 178±2.0 |
| | 13" | 40K/Reel | 2.0±0.5 | 13.5±1.0 | 21±1.0 | 100±1.0 | 11.5±2.0 | 330±2.0 |
| | 13" | 50K/Reel | 2.0±0.5 | 13.5±1.0 | 21±1.0 | 100±1.0 | 11.5±2.0 | 330±2.0 |
| | 7" | 5K/Reel | 2.0±0.5 | 13.5±1.0 | 21±1.0 | 60±1.0 | 11.5±2.0 | 178±2.0 |
| 0603 0805 1206 | 10" | 10K/Reel | 2.0±0.5 | 13.5±1.0 | 21±1.0 | 100±1.0 | 11.5±2.0 | 254±2.0 |
| | 13" | 20K/Reel | 2.0±0.5 | 13.5±1.0 | 21±1.0 | 100±1.0 | 11.5±2.0 | 330±2.0 |
| | 7" | 5K/Reel | 2.0±0.5 | 13.5±1.0 | 21±1.0 | 60±1.0 | 11.5±2.0 | 178±2.0 |
| 1210 | 7" | 5K/Reel | 2.0±0.5 | 13.5±1.0 | 21±1.0 | 60±1.0 | 11.5±2.0 | 178±2.0 |
| 2010 2512 1812 1218 | 7" | 4K/Reel | 2.0±0.5 | 13.5±1.0 | 21±1.0 | 60±1.0 | 16.0±2.0 | 178±2.0 |
| 2030 | 7" | 1K/Reel | 2.0±0.5 | 13.5±1.0 | 21±1.0 | 60±1.0 | 19.0±2.0 | 178±2.0 |

■ Tapping Specification



■ Dimension

Unit: mm

| Packaging | Type | A | B | W | E | F | G | H | T | ϕD | P |
|------------|------|-----------|-----------|----------|-----------|----------|----------|----------|-----------|---------------------|---------|
| Paper Type | 0201 | 0.45±0.10 | 0.75±0.10 | 8.0±0.20 | 1.75±0.10 | 3.5±0.05 | 4.0±0.10 | 2.0±0.05 | 0.35±0.10 | 1.50 +0.10 -0 | 2.0±0.1 |
| | 0402 | 0.70±0.10 | 1.20±0.10 | 8.0±0.20 | 1.75±0.10 | 3.5±0.05 | 4.0±0.10 | 2.0±0.05 | 0.45±0.10 | | 4.0±0.1 |
| | 0603 | 1.05±0.20 | 1.80±0.20 | 8.0±0.20 | 1.75±0.10 | 3.5±0.05 | 4.0±0.10 | 2.0±0.05 | 0.60±0.10 | | |
| | 0805 | 1.55±0.20 | 2.30±0.20 | 8.0±0.20 | 1.75±0.10 | 3.5±0.05 | 4.0±0.10 | 2.0±0.05 | 0.75±0.10 | | |
| | 1206 | 1.90±0.20 | 3.50±0.20 | 8.0±0.20 | 1.75±0.10 | 3.5±0.05 | 4.0±0.10 | 2.0±0.05 | 0.75±0.10 | | |
| | 1210 | 2.85±0.20 | 3.50±0.20 | 8.0±0.20 | 1.75±0.10 | 3.5±0.05 | 4.0±0.10 | 2.0±0.05 | 0.75±0.10 | | |



■ Dimension

Unit: mm

| Packaging | Type | A | B | W | E | F | G | H | T | ϕD | $\psi D1$ | T1 | P |
|---------------|------|-----------|-----------|---------|-----------|----------|----------|----------|-----------|---------------------|-----------|-----------|---------|
| Embossed Type | 2010 | 2.80±0.20 | 5.60±0.20 | 12±0.10 | 1.75±0.10 | 5.5±0.05 | 4.0±0.10 | 2.0±0.05 | 0.23±0.10 | 1.50 +0.10 -0 | 1.50±0.10 | 0.85±0.15 | 4.0±0.1 |
| | 2512 | 3.40±0.20 | 6.70±0.20 | 12±0.10 | 1.75±0.10 | 5.5±0.05 | 4.0±0.10 | 2.0±0.05 | 0.23±0.10 | | 1.50±0.10 | 0.85±0.15 | |
| | 1812 | 3.30±0.20 | 4.60±0.20 | 12±0.10 | 1.75±0.10 | 5.5±0.05 | 4.0±0.10 | 2.0±0.05 | 0.23±0.10 | | 1.50±0.10 | 0.85±0.15 | |
| | 1218 | 3.30±0.20 | 4.60±0.20 | 12±0.10 | 1.75±0.10 | 5.5±0.05 | 4.0±0.10 | 2.0±0.05 | 0.23±0.10 | | 1.50±0.10 | 0.85±0.15 | |
| | 2030 | 5.50±0.20 | 7.90±0.20 | 16±0.10 | 1.75±0.10 | 7.5±0.05 | 4.0±0.10 | 2.0±0.05 | 0.25±0.10 | | 1.50±0.10 | 0.85±0.15 | 8.0±0.2 |

■ Packing Material Data/Storage Data

■ Front & Back Lead Dimension

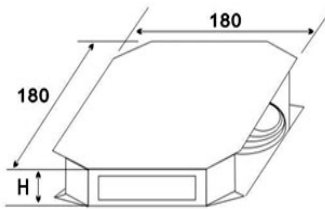


■ Top Adhesive Peel Off Strength : 10~70g



■ Package

| Inner Box Size | |
|----------------|------------|
| Reel | Size H(mm) |
| 1 | 13 |
| 2 | 24 |
| 3 | 36 |
| 5 | 60 |
| 10 | 113 |



| External Box Size | | | |
|-------------------|-------------|------------|-------------|
| Contain (Kpcs) | Length (mm) | Width (mm) | Height (mm) |
| 25K | 180 | 180 | 60 |
| 50K | 180 | 180 | 110 |
| 150K | 430 | 200 | 200 |
| 300K | 400 | 400 | 200 |



■ Storage Data :

Storage time at the environment temp: $25\pm 5^{\circ}\text{C}$ & humidity: $60\pm 20\%$ is valid for one year from the date of delivery.

● Reliability Test and Requirement

| Test Item | Test Method | Procedure | Requirements |
|---|--------------------------|---|--|
| Temperature Coefficient of Resistance (T.C.R) | JIS C 5201-1 clause 4.8 | -55°C or +155°C, 25°C is the reference temperature | Refer to Ratings |
| Short Time Overload | JIS C 5201-1 clause 4.13 | General : 2.5 times RCWV or Max. Overload voltage whichever is less for 5 seconds. High Power : 2.5 times RCWV or Max. Overload voltage whichever is less for 2 seconds. | ±1 : ±(1.0%+0.05Ω) ±5 : ±(2.0%+0.10Ω) |
| IR Reflow | Sony SS-00254 |  | ±1 : ±(1.0%+0.05Ω) ±5 : ±(1.0%+0.05Ω) |
| Leaching | Sony SS-00254-9 | 260±5°C for 30 seconds. | >95% Coverage |
| Soldering Heat | JIS C 5201-1 clause 4.18 | 260±5°C for 10 seconds. | ±1 : ±(0.5%+0.05Ω) ±5 : ±(1.0%+0.05Ω) |
| Temperature Cycling | JIS C 5201-1 clause 4.19 | -55°C to +155°C, 5 cycles | 0.1%、0.5%、1% : ±(0.5%+0.05Ω) 2%、5% : ±(1.0%+0.10Ω) |
| Electric Iron | Sony SS-00254-5 | Preheating temperature : 350±10°C Electric iron preheating time : 3+1/-0 sec | ±1 : ±(1.0%+0.05Ω) ±5 : ±(1.0%+0.05Ω) |
| Resistance to Solvent | JIS C 5201-1 clause 4.29 | The tested resistor be immersed into isopropyl alcohol of 20~25°C for 60 secs. Then the resistor is left in the room for 48 hrs. | ±1 : ±(0.5%+0.05Ω) ±5 : ±(0.5%+0.05Ω) |
| Load Life in Humidity | JIS C 5201-1 clause 4.24 | 40±2°C, 90~95% R.H. RCWV or Max. working voltage whichever is less for 1000 hrs with 1.5 hrs "ON" and 0.5 hr "OFF" . | 0.1%、0.5%、1% : ±(1.0%+0.05Ω) 2%、5% : ±(2.0%+0.05Ω) Value <1Ω : ±(2.0%+0.05Ω) |
| Load Life (Endurance) | JIS C 5201-1 clause 4.25 | 70±2°C, RCWV or Max. working voltage whichever is less for 1000 hrs with 1.5 hrs "ON" and 0.5 hr "OFF" . | 0.1%、0.5%、1% : ±(1.0%+0.05Ω) 2%、5% : ±(3.0%+0.10Ω) Value <1Ω : ±(3.0%+0.10Ω) |
| Insulation Resistance | JIS C 5201-1 clause 4.6 | 100V for 1 minute. | ≥10GΩ |
| Terminal Bending Strength | JIS C 5201-1 clause 4.33 | Bending once for 5 seconds D : 0402、0603、0805=5mm 1206、1210、1812=3mm 1218、2010、2512、2030=2mm | ±1 : ±(1.0%+0.05Ω) ±5 : ±(1.0%+0.05Ω) |

● General Information

■ Recommend Land Pattern Design (For Reflow Soldering)



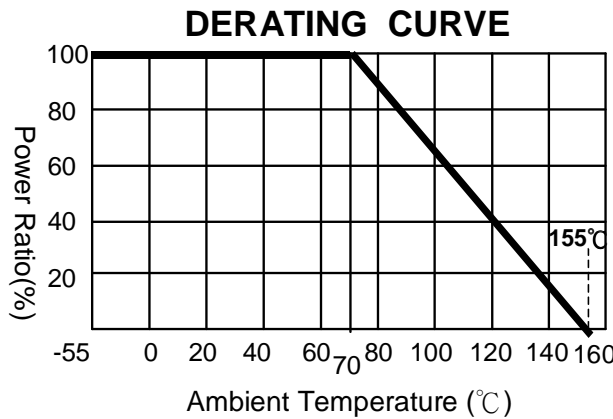
■ Dimension

Unit: mm

| Type Item | 0201 | 0402 | 0603 | 0805 | 1206 | 1210 | 1812 | 2010 | 1218 | 2512 | 2030 |
|-----------|------|------|------|------|------|------|------|------|------|------|------|
| A | 0.25 | 0.60 | 0.80 | 1.30 | 2.20 | 2.00 | 3.11 | 3.80 | 2.04 | 4.90 | 3.50 |
| B | 1.10 | 1.60 | 2.40 | 2.90 | 4.20 | 4.40 | 5.91 | 6.60 | 4.24 | 8.10 | 7.50 |
| C | 0.32 | 0.70 | 1.00 | 1.40 | 1.70 | 2.70 | 3.00 | 2.70 | 4.50 | 3.40 | 7.80 |

■ Performance Characteristics

■ Power Derating Curve



Power rating or current rating is in the case based on continuous full-load at ambient temperature of 70°C. For operation at ambient temperature in excess of 70°C, the load should be derated in accordance with figure of derating Curve.

■ Voltage Rating or Current Rating

Resistance Range: $\geq 1 \Omega$

Rated Voltage: The resistor shall have a DC continuous working voltage or a RMS AC continuous working voltage at commercial-line frequency and wave form corresponding to the power rating, as determined formula as following:

$$E(RCWV) = \sqrt{P \times R}$$

E=Rated voltage(V)
 P=Power rating(W)
 R=Nominal resistance(Ω)

■ Operation and Storage Temperature

| | | |
|-----------------------|-------|------|
| | MIN | MAX |
| Operation temperature | -55°C | 70°C |
| Storage temperature | 20°C | 30°C |
| Storage humidity | 40% | 80% |

■ Equipments Applicable:

Our company's products are produced under low temperature processing applicable to IR reflow surface mounting devices. It is comparatively not applicable to wave soldering which will possibly cause the risk ablating the element protection layer and the front conductor and cause the drift of the resistance value and ablation of the markings.

■ Product Testing Method:

Our products are tested with our company's tapping & testing equipments by using four-feet probe to touch at the back of both electrodes. Supposed different testing points or methods are requested, please advise beforehand and customized-made production is available.

■ 0603 E-96 Multiplier Code

| Code | A | B | C | D | E | F | G | H | X | Y | Z |
|------------|-----------------|-----------------|-----------------|-----------------|-----------------|-----------------|-----------------|-----------------|------------------|------------------|------------------|
| Multiplier | 10 ⁰ | 10 ¹ | 10 ² | 10 ³ | 10 ⁴ | 10 ⁵ | 10 ⁶ | 10 ⁷ | 10 ⁻¹ | 10 ⁻² | 10 ⁻³ |

CODING FORMULA



Example: 10.2KΩ = $\frac{102}{10} \times 10^3 \Omega = 10.2 \text{K}\Omega$

33.2Ω = $\frac{332}{10} \times 10^{-1} \Omega = 33.2 \Omega$

■ 0603 Standard E-96 Values and 0603 Resistance Codes

| | | | | | | | | | | | | | | | | | | | | | | | | |
|---------|-----|-----|-----|-----|-----|-----|-----|-----|-----|-----|-----|-----|-----|-----|-----|-----|-----|-----|-----|-----|-----|-----|-----|-----|
| R-Value | 100 | 102 | 105 | 107 | 110 | 113 | 115 | 118 | 121 | 124 | 127 | 130 | 133 | 137 | 140 | 143 | 147 | 150 | 154 | 158 | 162 | 165 | 169 | 174 |
| Code | 01 | 02 | 03 | 04 | 05 | 06 | 07 | 08 | 09 | 10 | 11 | 12 | 13 | 14 | 15 | 16 | 17 | 18 | 19 | 20 | 21 | 22 | 23 | 24 |
| R-Value | 178 | 182 | 187 | 191 | 196 | 200 | 205 | 210 | 215 | 221 | 226 | 232 | 237 | 243 | 249 | 255 | 261 | 267 | 274 | 280 | 287 | 294 | 301 | 309 |
| Code | 25 | 26 | 27 | 28 | 29 | 30 | 31 | 32 | 33 | 34 | 35 | 36 | 37 | 38 | 39 | 40 | 41 | 42 | 43 | 44 | 45 | 46 | 47 | 48 |
| R-Value | 316 | 324 | 332 | 340 | 348 | 357 | 365 | 374 | 383 | 392 | 402 | 412 | 422 | 432 | 442 | 453 | 464 | 475 | 487 | 499 | 511 | 523 | 536 | 549 |
| Code | 49 | 50 | 51 | 52 | 53 | 54 | 55 | 56 | 57 | 58 | 59 | 60 | 61 | 62 | 63 | 64 | 65 | 66 | 67 | 68 | 69 | 70 | 71 | 72 |
| R-Value | 562 | 576 | 590 | 604 | 619 | 634 | 649 | 665 | 681 | 698 | 715 | 732 | 750 | 768 | 787 | 806 | 825 | 845 | 866 | 887 | 909 | 931 | 953 | 976 |
| Code | 73 | 74 | 75 | 76 | 77 | 78 | 79 | 80 | 81 | 82 | 83 | 84 | 85 | 86 | 87 | 88 | 89 | 90 | 91 | 92 | 93 | 94 | 95 | 96 |

Standard Resistance Values in a Decade

Marking code:

- 1%: marking code, please refer to E96 and E24 data form as below
 Ex: 120K, The marking code is 1203 in E24
 121K, The marking code is 1213 in E96
- 5%: marking code, please refer to E24 data form as below
 Ex: 120K, The marking code is 124 in E24
- Note: 0402 series resistor has no marking code.
- Type: 0603 1% marking code, please refer to E-96 multiplier code.

| E192 | E96 | E48 | E192 | E96 | E48 | E192 | E96 | E48 | E192 | E96 | E48 | E192 | E96 | E48 | |
|------|-----|-----|------|-----|-----|------|-----|-----|------|-----|-----|------|-----|-----|----|
| 100 | 100 | 100 | 169 | 169 | 169 | 287 | 287 | 287 | 487 | 487 | 487 | 825 | 825 | 825 | |
| 101 | | | 172 | | | 291 | | | 493 | | | 835 | | | |
| 102 | 102 | | 174 | 174 | | 294 | 294 | | 499 | 499 | | 845 | 845 | | |
| 104 | | | 176 | | | 298 | | | 505 | | | 856 | | | |
| 105 | 105 | 105 | 178 | 178 | 178 | 301 | 301 | 301 | 511 | 511 | 511 | 866 | 866 | 866 | |
| 106 | | | 180 | | | 305 | | | 517 | | | 876 | | | |
| 107 | 107 | | 182 | 182 | | 309 | 309 | | 523 | 523 | | 887 | 887 | | |
| 109 | | | 184 | | | 312 | | | 530 | | | 898 | | | |
| 110 | 110 | 110 | 187 | 187 | 187 | 316 | 316 | 316 | 536 | 536 | 536 | 909 | 909 | 909 | |
| 111 | | | 189 | | | 320 | | | 542 | | | 920 | | | |
| 113 | 113 | | 191 | 191 | | 324 | 324 | | 549 | 549 | | 931 | 931 | | |
| 114 | | | 193 | | | 328 | | | 556 | | | 942 | | | |
| 115 | 115 | 115 | 196 | 196 | 196 | 332 | 332 | 332 | 562 | 562 | 562 | 953 | 953 | 953 | |
| 117 | | | 198 | | | 336 | | | 569 | | | 965 | | | |
| 118 | 118 | | 200 | 200 | | 340 | 340 | | 576 | 576 | | 976 | 976 | | |
| 120 | | | 203 | | | 344 | | | 583 | | | 988 | | | |
| 121 | 121 | 121 | 205 | 205 | 205 | 348 | 348 | 348 | 590 | 590 | 590 | | | | |
| 123 | | | 208 | | | 352 | | | 597 | | | | | | |
| 124 | 124 | | 210 | 210 | | 357 | 357 | | 604 | 604 | | E24 | E12 | E6 | E3 |
| 126 | | | 213 | | | 361 | | | 612 | | | 10 | 10 | 10 | 10 |
| 127 | 127 | 127 | 215 | 215 | 215 | 365 | 365 | 365 | 619 | 619 | 619 | 11 | | | |
| 129 | | | 218 | | | 370 | | | 626 | | | 12 | 12 | | |
| 130 | 130 | | 221 | 221 | | 374 | 374 | | 634 | 634 | | 13 | | | |
| 132 | | | 223 | | | 379 | | | 642 | | | 15 | 15 | 15 | |
| 133 | 133 | 133 | 226 | 226 | 226 | 383 | 383 | 383 | 649 | 649 | 649 | 16 | | | |
| 135 | | | 229 | | | 388 | | | 657 | | | 18 | 18 | | |
| 137 | 137 | | 232 | 232 | | 392 | 392 | | 665 | 665 | | 20 | | | |
| 138 | | | 234 | | | 397 | | | 673 | | | 22 | 22 | 22 | 22 |
| 140 | 140 | 140 | 237 | 237 | 237 | 402 | 402 | 402 | 681 | 681 | 681 | 24 | | | |
| 142 | | | 240 | | | 407 | | | 690 | | | 27 | 27 | | |
| 143 | 143 | | 243 | 243 | | 412 | 412 | | 698 | 698 | | 30 | | | |
| 145 | | | 246 | | | 417 | | | 706 | | | 33 | 33 | 33 | |
| 147 | 147 | 147 | 249 | 249 | 249 | 422 | 422 | 422 | 715 | 715 | 715 | 36 | | | |
| 149 | | | 252 | | | 427 | | | 723 | | | 39 | 39 | | |
| 150 | 150 | | 255 | 255 | | 432 | 432 | | 732 | 732 | | 43 | | | |
| 152 | | | 258 | | | 437 | | | 741 | | | 47 | 47 | 47 | 47 |
| 154 | 154 | 154 | 261 | 261 | 261 | 442 | 442 | 442 | 750 | 750 | 750 | 51 | | | |
| 156 | | | 264 | | | 448 | | | 759 | | | 56 | 56 | | |
| 158 | 158 | | 267 | 267 | | 453 | 453 | | 768 | 768 | | 62 | | | |
| 160 | | | 271 | | | 459 | | | 777 | | | 68 | 68 | 68 | |
| 162 | 162 | 162 | 274 | 274 | 274 | 464 | 464 | 464 | 787 | 787 | 787 | 75 | | | |
| 164 | | | 277 | | | 470 | | | 796 | | | 82 | 82 | | |
| 165 | 165 | | 280 | 280 | | 475 | 475 | | 806 | 806 | | 91 | | | |
| 167 | | | 284 | | | 481 | | | 816 | | | | | | |

According to IEC publication 63

Revision : June 30, 2017

X-ON Electronics

Largest Supplier of Electrical and Electronic Components

Click to view similar products for [Thick Film Resistors - SMD category](#):

Click to view products by [Ever Ohms manufacturer](#):

Other Similar products are found below :

[CR-05FL7--150R](#) [CR-05FL7--19K6](#) [CR-05FL7--243R](#) [CR-05FL7--40K2](#) [CR-05FL7--698K](#) [CR-12FP4--324R](#) [CR-12JP4--680R](#)

[M55342K06B6E19RWL](#) [MC0603-511-JTW](#) [742C083750JTR](#) [MCR01MZPF1202](#) [MCR01MZPF1601](#) [MCR01MZPF1800](#)

[MCR01MZPF6201](#) [MCR01MZPF9102](#) [MCR01MZPJ113](#) [MCR01MZPJ121](#) [MCR01MZPJ125](#) [MCR01MZPJ751](#) [MCR03EZHJ103](#)

[MCR03EZPFX2004](#) [MCR03EZPJ270](#) [MCR03EZPJ821](#) [MCR10EZPF1102](#) [MCR18EZPJ330](#) [RC0603F1473CS](#) [RC0603F150CS](#)

[RC1005F1152CS](#) [RC1005F1372CS](#) [RC1005F1912CS](#) [RC1005F2052CS](#) [RC1005F3011CS](#) [RC1005F4642CS](#) [RC1005F471CS](#)

[RC1005F4751CS](#) [RC1005F5621CS](#) [RC1005F6041CS](#) [RC1005J106CS](#) [RC1005J121CS](#) [RC1005J122CS](#) [RC1005J154CS](#) [RC1005J180CS](#)

[RC1005J181CS](#) [RC1005J202CS](#) [RC1005J272CS](#) [RC1005J391CS](#) [RC1005J471CS](#) [RC1005J512CS](#) [RC1005J560CS](#) [RC1005J823CS](#)