




## CRW-Series Thick Film Wide Terminal Chip Resistor Product Specifications

|         |               |
|---------|---------------|
| 文件編號/版本 | S-10-12-19-02 |
| 製作日期    | 2019/01/14    |
| 頁次      | 1/1           |

### ■ Thick Film Wide Terminal Chip Resistor— CRW Series



#### ■ Application

- Navigation equipment
- Power equipment: Power supply, Illumination equipment
- Indoor lighting, Central door locking

#### ■ Features

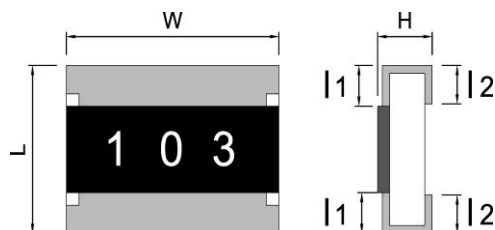
- Small size and light weight
- Reliability, high quality
- Chip resistor of the wide terminal type.



# CRW-Series Thick Film Wide Terminal Chip Resistor Product Specifications

|               |               |
|---------------|---------------|
| Document No.  | S-10-12-19-02 |
| Released Date | 2019/01/14    |
| Page No.      | 1/10          |

## ■ Type Dimension



## ■ Dimension

Unit: mm

| TYPE    | L           | W           | H           | l <sub>1</sub> | l <sub>2</sub> |
|---------|-------------|-------------|-------------|----------------|----------------|
| CRW0612 | 1.60 ± 0.20 | 3.20 ± 0.20 | 0.55 ± 0.10 | 0.30 ± 0.20    | 0.50 ± 0.20    |
| CRW1020 | 2.50 ± 0.20 | 5.00 ± 0.20 | 0.55 ± 0.10 | 0.40 ± 0.20    | 0.75 ± 0.20    |
| CRW1218 | 3.10 ± 0.10 | 4.60 ± 0.10 | 0.55 ± 0.05 | 0.40 ± 0.20    | 0.50 ± 0.20    |
| CRW1225 | 3.20 ± 0.20 | 6.50 ± 0.20 | 0.55 ± 0.20 | 0.40 ± 0.20    | 0.75 ± 0.20    |
| CRW2030 | 5.10 ± 0.10 | 7.60 ± 0.10 | 1.20 ± 0.10 | 0.80 ± 0.20    | 0.80 ± 0.20    |

## ■ Standard Electrical Specifications

| Item<br>Type | Rated Power<br>at 70°C | Max Working<br>Voltage | Max Overload<br>Voltage | T.C.R.<br>(PPM/°C) | Resistance Range |          |
|--------------|------------------------|------------------------|-------------------------|--------------------|------------------|----------|
|              |                        |                        |                         |                    | F(±1%)           | J(±5%)   |
| CRW0612      | 0.75 W                 | 200V                   | 400V                    | ±400               | 1Ω~9.9Ω          |          |
|              |                        |                        |                         | ±200               | -                | 10Ω~10MΩ |
|              |                        |                        |                         | ±100               | 10Ω~10MΩ         | -        |
| CRW1020      | 1 W                    |                        |                         | ±400               | 1Ω~9.9Ω          |          |
|              |                        |                        |                         | ±200               | -                | 10Ω~10MΩ |
|              |                        |                        |                         | ±100               | 10Ω~10MΩ         | -        |
| CRW1218      | 1 W                    |                        |                         | ±400               | 1Ω~9.9Ω          |          |
|              |                        |                        |                         | ±200               | -                | 10Ω~10MΩ |
|              |                        |                        |                         | ±100               | 10Ω~10MΩ         | -        |
| CRW1225      | 2W                     | ±400                   | 1Ω~9.9Ω                 |                    |                  |          |
|              |                        | ±200                   | -                       | 10Ω~10MΩ           |                  |          |
|              |                        | ±100                   | 10Ω~10MΩ                | -                  |                  |          |
| CRW2030      | 3W                     |                        |                         | ±100               | 1Ω~1KΩ           |          |



# CRW-Series Thick Film Wide Terminal Chip Resistor Product Specifications

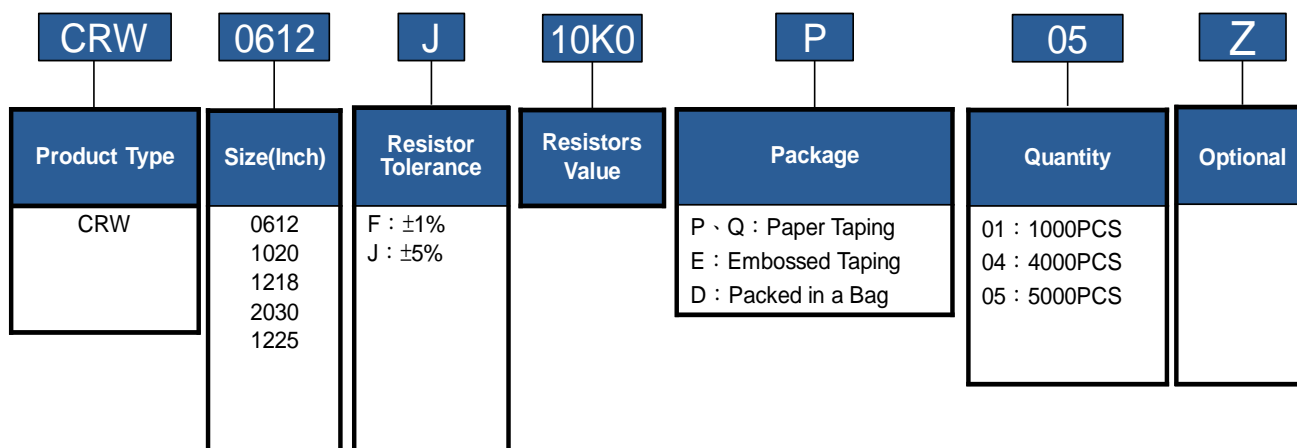
|               |               |
|---------------|---------------|
| Document No.  | S-10-12-19-02 |
| Released Date | 2019/01/14    |
| Page No.      | 2/10          |

## Low Ohm Chip Resistor Electrical Specifications

| Item<br>Type | Rated Power<br>at 70℃ | Rated Voltage<br>Range | Max Overload<br>Voltage | T.C.R.<br>(PPM/℃) | Resistance Range<br>(mΩ) |
|--------------|-----------------------|------------------------|-------------------------|-------------------|--------------------------|
|              |                       |                        |                         |                   | F(±1%) - J(±5%)          |
| CRW0612      | 0.75W                 | 0.15~0.86V             | 2.154V                  | ±1800             | 30~50                    |
|              |                       |                        |                         | ±800              | 51~100                   |
|              |                       |                        |                         | ±600              | 101~990                  |
| CRW1020      | 1W                    | 0.1~0.99V              | 2.475V                  | ±1800             | 10~50                    |
|              |                       |                        |                         | ±800              | 51~100                   |
|              |                       |                        |                         | ±600              | 101~990                  |
| CRW1218      | 1W                    | 0.1~0.99V              | 2.475V                  | ±1800             | 10~50                    |
|              |                       |                        |                         | ±800              | 51~100                   |
|              |                       |                        |                         | ±600              | 101~990                  |
| CRW1225      | 2W                    | 0.14~1.41V             | 3.518 V                 | ±1800             | 10~50                    |
|              |                       |                        |                         | ±800              | 51~100                   |
|              |                       |                        |                         | ±600              | 101~990                  |
| CRW2030      | 3W                    | 0.17~1.72V             | 4.308V                  | ±1800             | 10~50                    |
|              |                       |                        |                         | ±800              | 51~100                   |
|              |                       |                        |                         | ±600              | 101~990                  |

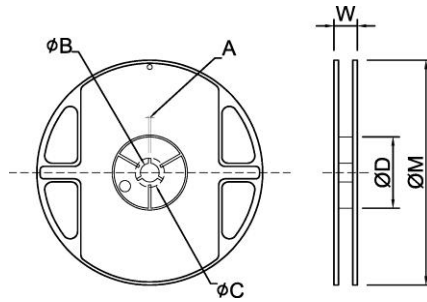
## Parts Number Explanation

### Example:



## Appendix For SMD Chip Resistor

### ● Packaging Information

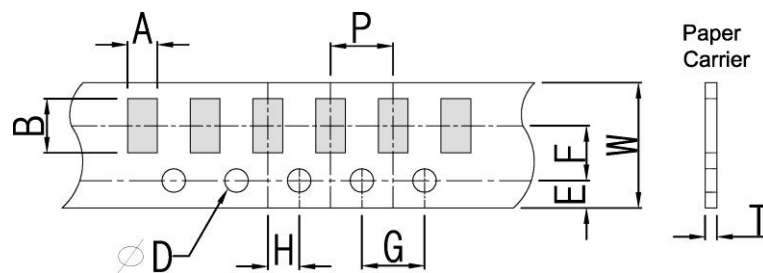


### Dimension

Unit: mm

| TYPE           | SIZE       | A       | φB       | φC     | φD     | W        | φM      |
|----------------|------------|---------|----------|--------|--------|----------|---------|
| 0612           | 7" 5K/Reel | 2.0±0.5 | 13.5±1.0 | 21±1.0 | 60±1.0 | 11.5±2.0 | 178±2.0 |
| 1020/1218/1225 | 7" 4K/Reel | 2.0±0.5 | 13.5±1.0 | 21±1.0 | 60±1.0 | 16.0±2.0 | 178±2.0 |
| 2030           | 7" 1K/Reel | 2.0±0.5 | 13.5±1.0 | 21±1.0 | 60±1.0 | 19.0±2.0 | 178±2.0 |

### Tapping Specification



### Dimension

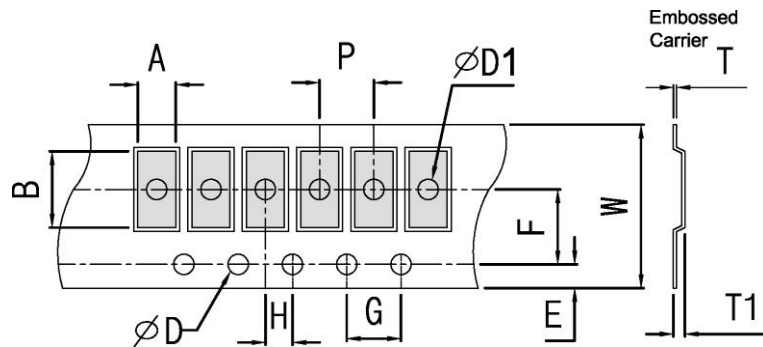
Unit: mm

| Packaging  | Type | A        | B        | W       | E        | F        | G       | H        | T        | φD                                  | P       |
|------------|------|----------|----------|---------|----------|----------|---------|----------|----------|-------------------------------------|---------|
| Paper Type | 0612 | 1.90±0.2 | 3.50±0.2 | 8.0±0.2 | 1.75±0.1 | 3.5±0.05 | 4.0±0.1 | 2.0±0.05 | 0.75±0.1 | 1.50 <sup>+0.10</sup> <sub>-0</sub> | 4.0±0.1 |



# CRW-Series Thick Film Wide Terminal Chip Resistor Product Specifications

|               |               |
|---------------|---------------|
| Document No.  | S-10-12-19-02 |
| Released Date | 2019/01/14    |
| Page No.      | 4/10          |



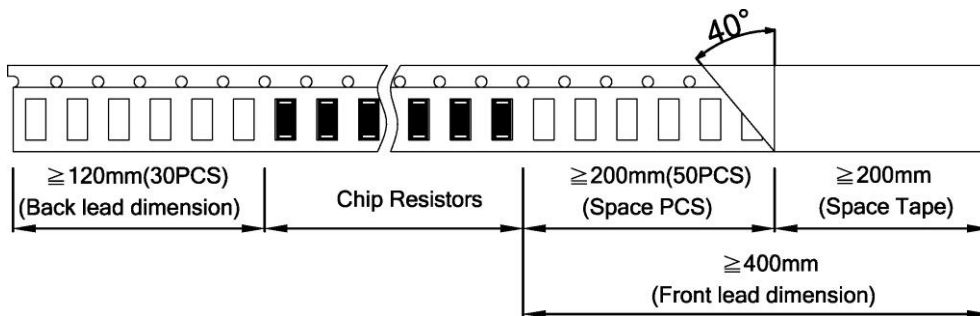
## Dimension

Unit: mm

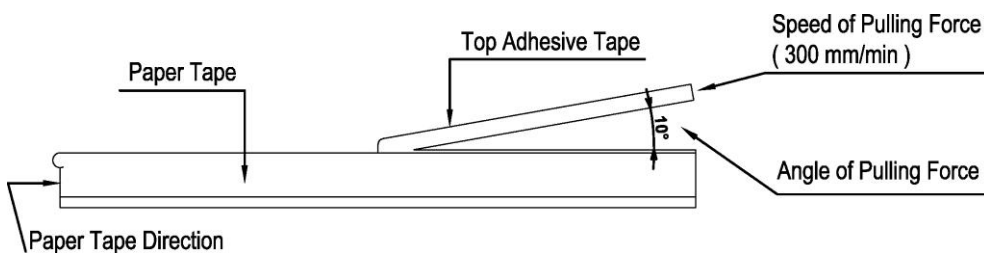
| Packaging     | Type | A        | B        | W      | E        | F        | G       | H        | T        | $\phi D$                            | $\phi D1$ | T1        | P       |
|---------------|------|----------|----------|--------|----------|----------|---------|----------|----------|-------------------------------------|-----------|-----------|---------|
| Embossed Type | 1020 | 2.80±0.2 | 5.60±0.2 | 12±0.1 | 1.75±0.1 | 5.5±0.05 | 4.0±0.1 | 2.0±0.05 | 0.23±0.1 | 1.50 <sup>+0.10</sup> <sub>-0</sub> | 1.50±0.1  | 0.85±0.15 | 4.0±0.1 |
|               | 1225 | 3.40±0.2 | 6.70±0.2 | 12±0.1 | 1.75±0.1 | 5.5±0.05 | 4.0±0.1 | 2.0±0.05 | 0.23±0.1 |                                     | 1.50±0.1  | 0.85±0.15 |         |
|               | 1218 | 3.30±0.2 | 4.60±0.2 | 12±0.1 | 1.75±0.1 | 5.5±0.05 | 4.0±0.1 | 2.0±0.05 | 0.23±0.1 |                                     | 1.50±0.1  | 0.85±0.15 |         |
|               | 2030 | 5.50±0.2 | 7.90±0.2 | 16±0.1 | 1.75±0.1 | 7.5±0.05 | 4.0±0.1 | 2.0±0.05 | 0.25±0.1 |                                     | 1.50±0.1  | 1.30±0.1  |         |

## Packing Material Data/Storage Data

### Front & Back Lead Dimension



### Top Adhesive Peel Off Strength : 10~70g



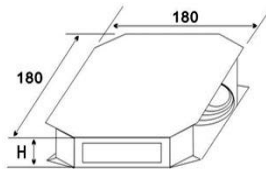


# CRW-Series Thick Film Wide Terminal Chip Resistor Product Specifications

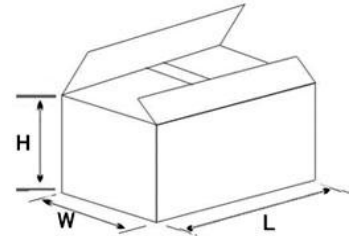
|               |               |
|---------------|---------------|
| Document No.  | S-10-12-19-02 |
| Released Date | 2019/01/14    |
| Page No.      | 5/10          |

## ■ Package

| Inner Box Size |            |
|----------------|------------|
| Reel           | Size H(mm) |
| 1              | 13         |
| 2              | 24         |
| 3              | 36         |
| 5              | 60         |
| 10             | 113        |



| External Box Size |             |            |             |
|-------------------|-------------|------------|-------------|
| Contain (Kpcs)    | Length (mm) | Width (mm) | Height (mm) |
| 25K               | 180         | 180        | 60          |
| 50K               | 180         | 180        | 110         |
| 150K              | 430         | 200        | 200         |
| 300K              | 400         | 400        | 200         |



## ■ Storage Data :

Storage time at the environment temp:  $25\pm 5^{\circ}\text{C}$  & humidity:  $60\pm 20\%$  is valid for one year from the date of delivery.

## ● Reliability Test and Requirement

| Test Item                                     | Test Method              | Procedure  | Requirements   |
|---|--------------------------|--|--|
| Temperature Coefficient of Resistance (T.C.R) | JIS C 5201-1 clause 4.8  | $-55^{\circ}\text{C}$ or $+155^{\circ}\text{C}$ , $25^{\circ}\text{C}$ is the reference temperature  | Refer to Ratings   |
| Short Time Overload                           | JIS C 5201-1 clause 4.13 | General : 2.5 times RCWV or Max. Overload voltage whichever is less for 5 seconds.   | 1% : $\pm(1.0\%+0.05\Omega)$<br>5% : $\pm(2.0\%+0.1\Omega)$  |
| IR Reflow                                     | Sony SS-00254            | <p>Peak : <math>250^{+5}_{0}\text{C}</math><br/>230°C or higher<br/>Pre Heating Zone<br/>180°C<br/>150°C<br/><math>90 \pm 30</math> s<br/><math>30 \pm 10</math> s<br/>Soldering Zone<br/>Heating Time</p> | 1% : $\pm(1.0\%+0.05\Omega)$<br>5% : $\pm(1.0\%+0.05\Omega)$ |
| Leaching                                      | Sony SS-00254-9          | $260\pm 5^{\circ}\text{C}$ for 30 seconds.   | >95% Coverage  |
| Soldering Heat                                | JIS C 5201-1 clause 4.18 | $260\pm 5^{\circ}\text{C}$ for 10 seconds.   | 1% : $\pm(0.5\%+0.05\Omega)$<br>5% : $\pm(1.0\%+0.05\Omega)$ |
| Temperature Cycling                           | JIS C 5201-1 clause 4.19 | $-55^{\circ}\text{C}$ to $+155^{\circ}\text{C}$ , 5 cycles   | 1% : $\pm(0.5\%+0.05\Omega)$<br>5% : $\pm(1.0\%+0.10\Omega)$ |



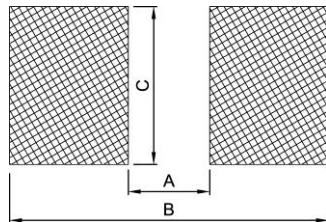
# CRW-Series Thick Film Wide Terminal Chip Resistor Product Specifications

|               |               |
|---------------|---------------|
| Document No.  | S-10-12-19-02 |
| Released Date | 2019/01/14    |
| Page No.      | 6/10          |

|                           |                             |   |  |
|---------------------------|-----------------------------|---|--|
| Electric Iron             | Sony<br>SS-00254-5          | Preheating temperature : 350±10°C<br>Electric iron preheating time : 3+1/-0 sec   | 1% : ±(1.0%+0.05Ω)<br>5% : ±(1.0%+0.05Ω) |
| Resistance to Solvent     | JIS C 5201-1<br>clause 4.29 | The tested resistor be immersed into isopropyl alcohol of 20~25°C for 60 secs.<br>Then the resistor is left in the room for 48 hrs. | 1% : ±(0.5%+0.05Ω)<br>5% : ±(0.5%+0.05Ω) |
| Load Life in Humidity     | JIS C 5201-1<br>clause 4.24 | 40±2°C, 90~95% R.H. RCWV or Max. working voltage whichever is less for 1000 hrs with 1.5 hrs "ON" and 0.5 hr "OFF" .                | 1% : ±(1.0%+0.05Ω)<br>5% : ±(2.0%+0.05Ω) |
| Load Life (Endurance)     | JIS C 5201-1<br>clause 4.25 | 70±2°C, RCWV or Max. working voltage whichever is less for 1000 hrs with 1.5 hrs "ON" and 0.5 hr "OFF" .                            | 1% : ±(1.0%+0.05Ω)<br>5% : ±(3.0%+0.10Ω) |
| Insulation Resistance     | JIS C 5201-1<br>clause 4.6  | 100V for 1 minute.  | ≥ 10GΩ                                   |
| Terminal Bending Strength | JIS C 5201-1<br>clause 4.33 | Bending once for 5 seconds<br>D : 0612、1218、1020、1225、2030=2mm  | 1% : ±(1.0%+0.05Ω)<br>5% : ±(1.0%+0.05Ω) |

## ● General Information

### ■ Recommend Land Pattern Design



### ■ Dimension

Unit: mm

| Type | 0201 | 0402 | 0603 | 0805 | 1206 |
|------|------|------|------|------|------|
| A    | 0.60 | 0.75 | 2.04 | 0.85 | 3.50 |
| B    | 2.90 | 3.40 | 4.24 | 3.70 | 7.50 |
| C    | 3.20 | 5.00 | 4.80 | 6.40 | 7.80 |



## CRW-Series Thick Film Wide Terminal Chip Resistor Product Specifications

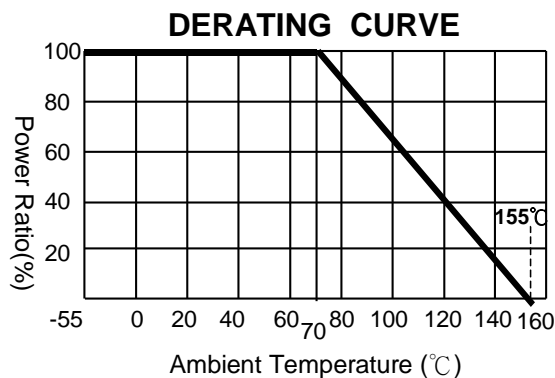
Document No. S-10-12-19-02

Released Date 2019/01/14

Page No. 7/10

### ■ Performance Characteristics

#### ■ Power Derating Curve



Power rating or current rating is in the case based on continuous full-load at ambient temperature of 70°C. For operation at ambient temperature in excess of 70°C, the load should be derated in accordance with figure of derating Curve.

#### ■ Voltage Rating or Current Rating

Resistance Range:  $\geq 1 \Omega$

Rated Voltage: The resistor shall have a DC continuous working voltage or a RMS AC continuous working voltage at commercial-line frequency and wave form corresponding to the power rating, as determined formula as following:

$$E(RCWV) = \sqrt{P \times R}$$

E=Rated voltage(V)

P=Power rating(W)

R=Nominal resistance( $\Omega$ )

#### ■ Product Testing Method:

Our products are tested with our company's tapping & testing equipments by using four-feet probe to touch at the back of both electrodes. Supposed different testing points or methods are requested, please advise beforehand and customized-made production is available.





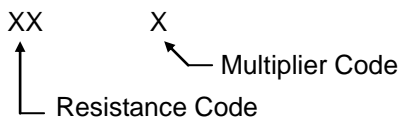
# CRW-Series Thick Film Wide Terminal Chip Resistor Product Specifications

|               |               |
|---------------|---------------|
| Document No.  | S-10-12-19-02 |
| Released Date | 2019/01/14    |
| Page No.      | 8/10          |

## 0603 E-96 Multiplier Code

| Code       | A               | B               | C               | D               | E               | F               | G               | H               | X                | Y                | Z                |
|------------|-----------------|-----------------|-----------------|-----------------|-----------------|-----------------|-----------------|-----------------|------------------|------------------|------------------|
| Multiplier | 10 <sup>0</sup> | 10 <sup>1</sup> | 10 <sup>2</sup> | 10 <sup>3</sup> | 10 <sup>4</sup> | 10 <sup>5</sup> | 10 <sup>6</sup> | 10 <sup>7</sup> | 10 <sup>-1</sup> | 10 <sup>-2</sup> | 10 <sup>-3</sup> |

### CODING FORMULA



Example: 10.2KΩ =  $\frac{102}{02} \times \frac{10^2 \Omega}{C}$  = 02C  
 33.2Ω =  $\frac{332}{51} \times \frac{10^{-1} \Omega}{X}$  = 51X

## 0603 Standard E-96 Values and 0603 Resistance Codes

|         |     |     |     |     |     |     |     |     |     |     |     |     |     |     |     |     |     |     |     |     |     |     |     |     |
|---------|-----|-----|-----|-----|-----|-----|-----|-----|-----|-----|-----|-----|-----|-----|-----|-----|-----|-----|-----|-----|-----|-----|-----|-----|
| R-Value | 100 | 102 | 105 | 107 | 110 | 113 | 115 | 118 | 121 | 124 | 127 | 130 | 133 | 137 | 140 | 143 | 147 | 150 | 154 | 158 | 162 | 165 | 169 | 174 |
| Code    | 01  | 02  | 03  | 04  | 05  | 06  | 07  | 08  | 09  | 10  | 11  | 12  | 13  | 14  | 15  | 16  | 17  | 18  | 19  | 20  | 21  | 22  | 23  | 24  |
| R-Value | 178 | 182 | 187 | 191 | 196 | 200 | 205 | 210 | 215 | 221 | 226 | 232 | 237 | 243 | 249 | 255 | 261 | 267 | 274 | 280 | 287 | 294 | 301 | 309 |
| Code    | 25  | 26  | 27  | 28  | 29  | 30  | 31  | 32  | 33  | 34  | 35  | 36  | 37  | 38  | 39  | 40  | 41  | 42  | 43  | 44  | 45  | 46  | 47  | 48  |
| R-Value | 316 | 324 | 332 | 340 | 348 | 357 | 365 | 374 | 383 | 392 | 402 | 412 | 422 | 432 | 442 | 453 | 464 | 475 | 487 | 499 | 511 | 523 | 536 | 549 |
| Code    | 49  | 50  | 51  | 52  | 53  | 54  | 55  | 56  | 57  | 58  | 59  | 60  | 61  | 62  | 63  | 64  | 65  | 66  | 67  | 68  | 69  | 70  | 71  | 72  |
| R-Value | 562 | 576 | 590 | 604 | 619 | 634 | 649 | 665 | 681 | 698 | 715 | 732 | 750 | 768 | 787 | 806 | 825 | 845 | 866 | 887 | 909 | 931 | 953 | 976 |
| Code    | 73  | 74  | 75  | 76  | 77  | 78  | 79  | 80  | 81  | 82  | 83  | 84  | 85  | 86  | 87  | 88  | 89  | 90  | 91  | 92  | 93  | 94  | 95  | 96  |



# CRW-Series Thick Film Wide Terminal Chip Resistor Product Specifications

|               |               |
|---------------|---------------|
| Document No.  | S-10-12-19-02 |
| Released Date | 2019/01/14    |
| Page No.      | 9/10          |

## ■ Standard Resistance Values in a Decade

Marking code:

- 1%: marking code, please refer to E96 and E24 data form as below  
 Ex: 120K, The marking code is 1203 in E24  
 121K, The marking code is 1213 in E96
- 5%: marking code, please refer to E24 data form as below  
 Ex: 120K, The marking code is 124 in E24
- Note: 0402 series resistor has no marking code.
- Type: 0603 1% marking code, please refer to E-96 multiplier code.
- Note: jumper zero ohm resistor marking code is one 「0」 (except type below 0402).

| E192 | E96 | E48 | E192 | E96 | E48 | E192 | E96 | E48 | E192 | E96 | E48 | E192 | E96 | E48 |
|------|-----|-----|------|-----|-----|------|-----|-----|------|-----|-----|------|-----|-----|
| 100  | 100 | 100 | 169  | 169 | 169 | 287  | 287 | 287 | 487  | 487 | 487 | 825  | 825 | 825 |
| 101  |     |     | 172  |     |     | 291  |     |     | 493  |     |     | 835  |     |     |
| 102  | 102 |     | 174  | 174 |     | 294  | 294 |     | 499  | 499 |     | 845  | 845 |     |
| 104  |     |     | 176  |     |     | 298  |     |     | 505  |     |     | 856  |     |     |
| 105  | 105 | 105 | 178  | 178 | 178 | 301  | 301 | 301 | 511  | 511 | 511 | 866  | 866 | 866 |
| 106  |     |     | 180  |     |     | 305  |     |     | 517  |     |     | 876  |     |     |
| 107  | 107 |     | 182  | 182 |     | 309  | 309 |     | 523  | 523 |     | 887  | 887 |     |
| 109  |     |     | 184  |     |     | 312  |     |     | 530  |     |     | 898  |     |     |
| 110  | 110 | 110 | 187  | 187 | 187 | 316  | 316 | 316 | 536  | 536 | 536 | 909  | 909 | 909 |
| 111  |     |     | 189  |     |     | 320  |     |     | 542  |     |     | 920  |     |     |
| 113  | 113 |     | 191  | 191 |     | 324  | 324 |     | 549  | 549 |     | 931  | 931 |     |
| 114  |     |     | 193  |     |     | 328  |     |     | 556  |     |     | 942  |     |     |
| 115  | 115 | 115 | 196  | 196 | 196 | 332  | 332 | 332 | 562  | 562 | 562 | 953  | 953 | 953 |
| 117  |     |     | 198  |     |     | 336  |     |     | 569  |     |     | 965  |     |     |
| 118  | 118 |     | 200  | 200 |     | 340  | 340 |     | 576  | 576 |     | 976  | 976 |     |
| 120  |     |     | 203  |     |     | 344  |     |     | 583  |     |     | 988  |     |     |
| 121  | 121 | 121 | 205  | 205 | 205 | 348  | 348 | 348 | 590  | 590 | 590 |      |     |     |
| 123  |     |     | 208  |     |     | 352  |     |     | 597  |     |     |      |     |     |
| 124  | 124 |     | 210  | 210 |     | 357  | 357 |     | 604  | 604 |     |      |     |     |
| 126  |     |     | 213  |     |     | 361  |     |     | 612  |     |     |      |     |     |
| 127  | 127 | 127 | 215  | 215 | 215 | 365  | 365 | 365 | 619  | 619 | 619 | 10   | 10  | 10  |
| 129  |     |     | 218  |     |     | 370  |     |     | 626  |     |     | 11   | 12  |     |
| 130  | 130 |     | 221  | 221 |     | 374  | 374 |     | 634  | 634 |     | 12   |     |     |
| 132  |     |     | 223  |     |     | 379  |     |     | 642  |     |     | 13   |     |     |
| 133  | 133 | 133 | 226  | 226 | 226 | 383  | 383 | 383 | 649  | 649 | 649 | 15   | 15  | 15  |
| 135  |     |     | 229  |     |     | 388  |     |     | 657  |     |     | 16   |     |     |
| 137  | 137 |     | 232  | 232 |     | 392  | 392 |     | 665  | 665 |     | 18   | 18  |     |
| 138  |     |     | 234  |     |     | 397  |     |     | 673  |     |     | 20   |     |     |
| 140  | 140 | 140 | 237  | 237 | 237 | 402  | 402 | 402 | 681  | 681 | 681 | 22   | 22  | 22  |
| 142  |     |     | 240  |     |     | 407  |     |     | 690  |     |     | 24   |     |     |
| 143  | 143 |     | 243  | 243 |     | 412  | 412 |     | 698  | 698 |     | 27   | 27  |     |
| 145  |     |     | 246  |     |     | 417  |     |     | 706  |     |     | 30   |     |     |
| 147  | 147 | 147 | 249  | 249 | 249 | 422  | 422 | 422 | 715  | 715 | 715 | 33   | 33  | 33  |
| 149  |     |     | 252  |     |     | 427  |     |     | 723  |     |     | 36   |     |     |
| 150  | 150 |     | 255  | 255 |     | 432  | 432 |     | 732  | 732 |     | 39   | 39  |     |
| 152  |     |     | 258  |     |     | 437  |     |     | 741  |     |     | 43   |     |     |
| 154  | 154 | 154 | 261  | 261 | 261 | 442  | 442 | 442 | 750  | 750 | 750 | 47   | 47  | 47  |
| 156  |     |     | 264  |     |     | 448  |     |     | 759  |     |     | 51   |     |     |
| 158  | 158 |     | 267  | 267 |     | 453  | 453 |     | 768  | 768 |     | 56   | 56  |     |
| 160  |     |     | 271  |     |     | 459  |     |     | 777  |     |     | 62   |     |     |
| 162  | 162 | 162 | 274  | 274 | 274 | 464  | 464 | 464 | 787  | 787 | 787 | 68   | 68  | 68  |
| 164  |     |     | 277  |     |     | 470  |     |     | 796  |     |     | 75   |     |     |
| 165  | 165 |     | 280  | 280 |     | 475  | 475 |     | 806  | 806 |     | 82   | 82  |     |
| 167  |     |     | 284  |     |     | 481  |     |     | 816  |     |     | 91   |     |     |

According to IEC publication 63

## X-ON Electronics

Largest Supplier of Electrical and Electronic Components

*Click to view similar products for [Current Sense Resistors - SMD category](#):*

*Click to view products by [Ever Ohms manufacturer](#):*

Other Similar products are found below :

[CRL0603-FW-R700ELF](#) [PFS35-200RF1](#) [NPS 2-T126 5.000 OHM 1%](#) [PFS35-0R01J1](#) [PFS35-0R05J1](#) [PFS35-5RF1](#) [CD2015FC-0.10-1%](#)  
[PR2512FKF7W0R004L](#) [RC1005F124CS](#) [RL73K3AR56JTDF](#) [RL7520WT-R001-F](#) [RL7520WT-R009-G](#) [RL7520WT-R020-F](#) [LRC-](#)  
[LR2512LF-01-R820J](#) [WR06X104JGLJ](#) [TL2BR01F](#) [65709-330](#) [SP1R12J](#) [RL7520WT-R039-G](#) [RL7520WT-R002-F](#) [LRF2010-R003JW](#)  
[KRL1632E-C-R200-F-T5](#) [KRL1632E-C-R200-F-T1](#) [RLP73M1ER051FTDF](#) [RLP73M2AR075FTDF](#) [RLP73M1JR051FTDF](#)  
[SR731ERTTP5R10F](#) [SR731ERTTP100J](#) [SR731ERTTP6R80F](#) [SR731ERTTP4R70F](#) [SR731ERTTP2R20F](#) [SR731ERTTP3R90F](#)  
[SR731ERTTP1R00F](#) [SR731ERTTP10R0F](#) [SR731ERTTP2R00F](#) [SR731ERTTP8R20F](#) [SR731ERTTP3R9J](#) [SR731ERTTP8R2J](#)  
[SR731ERTTP2R0J](#) [SR731ERTTP4R7J](#) [SR731ERTTP9R1J](#) [SR731ERTTP1R0J](#) [SR731ERTTP2R2J](#) [SR731ERTTP5R1J](#) [SR731ERTTP6R8J](#)  
[SR731ERTTP9R10F](#) [RCWE2512R180FKEA](#) [FCSL64R007JER](#) [LRF1206-R018FW](#) [TLR2B10DR022FTDG](#)