



MOS RELAY EPR SERIES

 E236930,
  E155181(R)

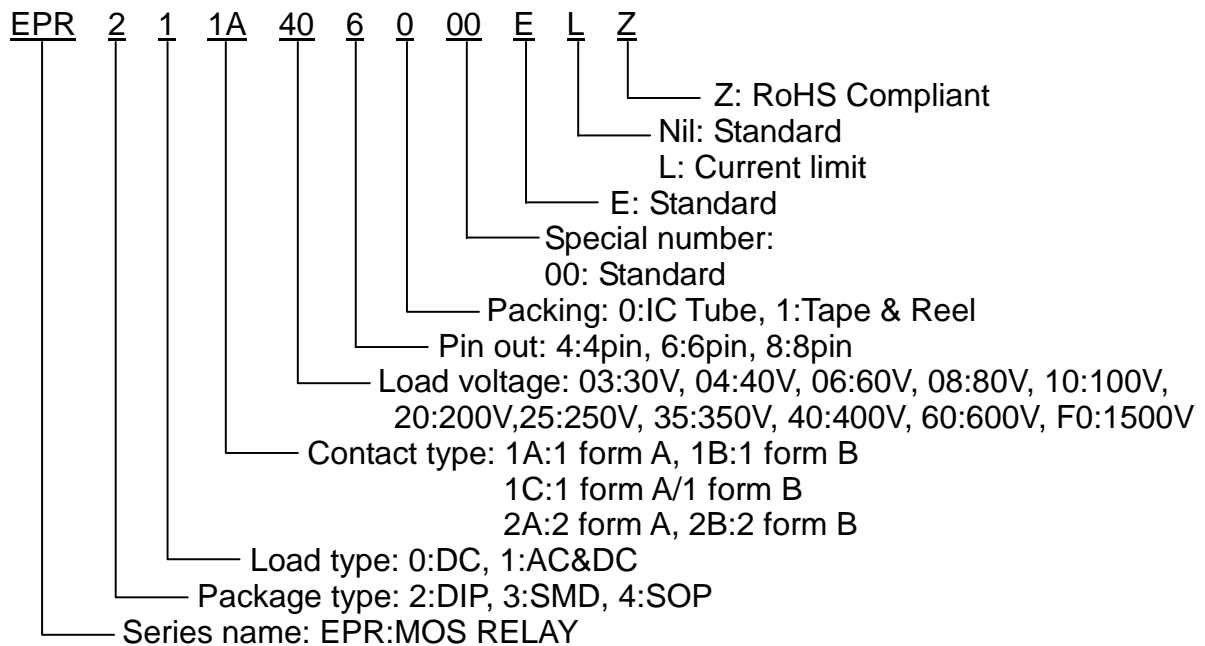
FEATURES

- No EMI/RFI generation
- High reliability
- No moving parts
- Low drive power requirement (TTL/CMOS compatible)
- Low On-state resistance
- High isolation voltage
- Arc-free with no snubbing circuits
- Machine insertable or wave solderable

APPLICATIONS

- Telecommunications
- Instrumentation
- Medical equipment
- Security
- Industrial control

PART NUMBER SYSTEM



DIP TYPE



SMD TYPE

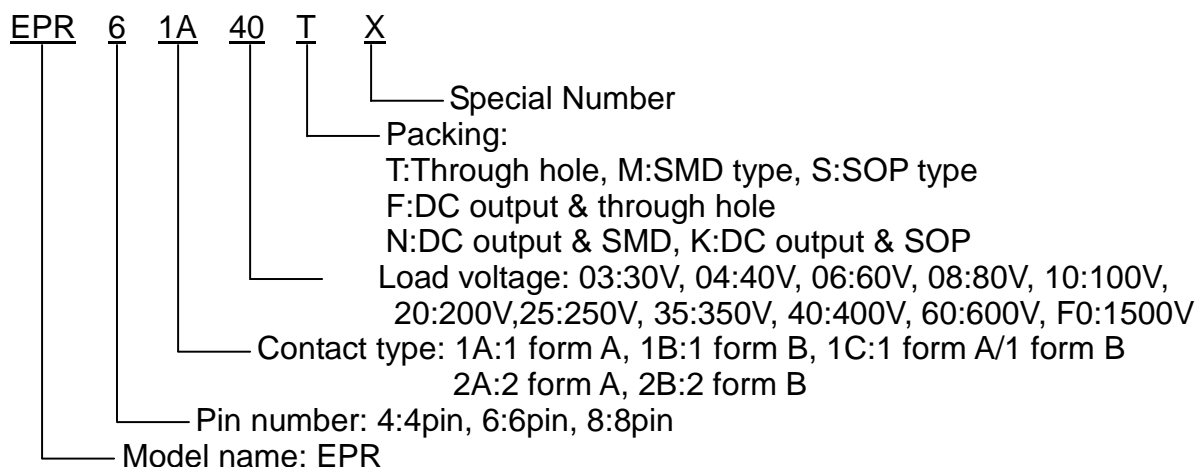


SOP TYPE

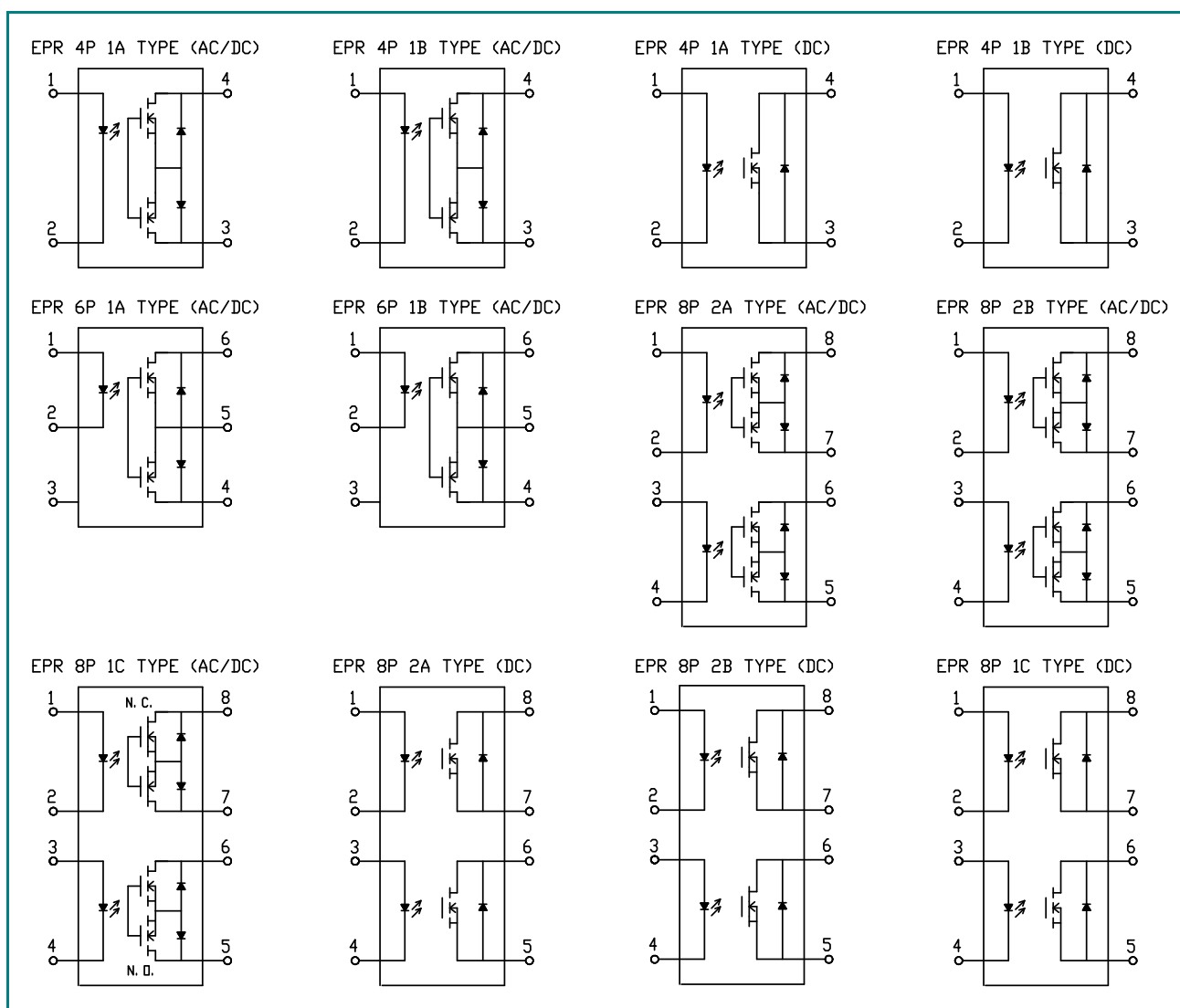




MARKING SYSTEM



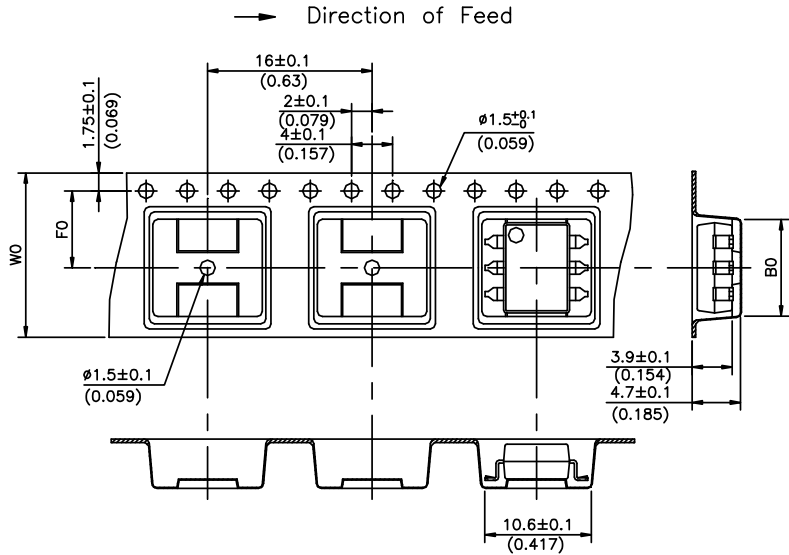
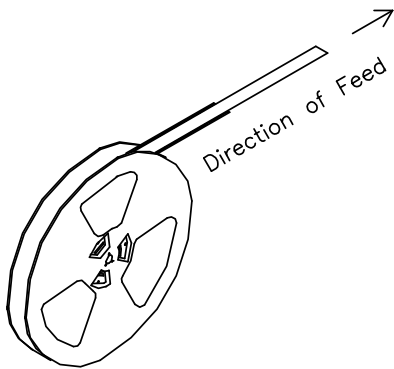
CIRCUIT DIAGRAM





OPTIONS

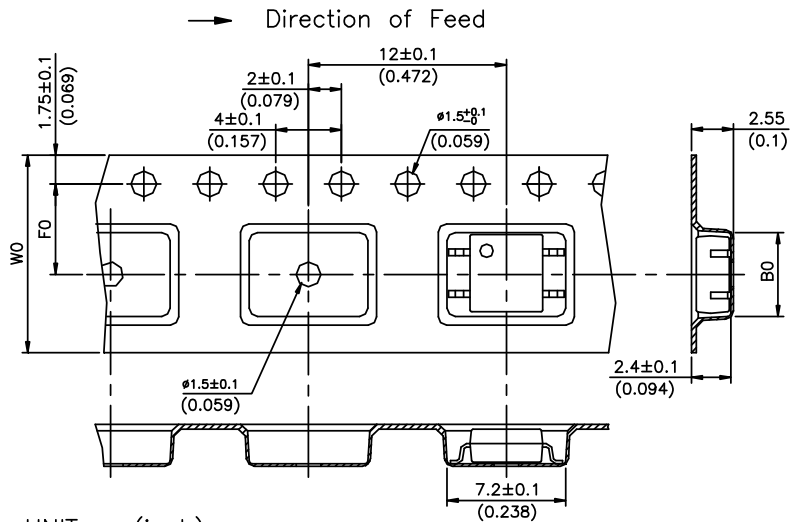
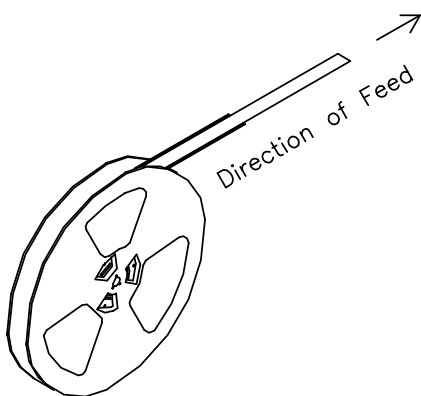
SMD Type
TAPE & REEL Package



UNIT: mm(inch)

| TYPE | $B0 \pm 0.1$ | $F0 \pm 0.1$ | $W0 \pm 0.3$ | 15" REEL/PCS |
|------|--------------|--------------|--------------|--------------|
| 4P | 5.3(0.209) | 7.5(0.295) | 16(0.630) | 1000 |
| 6P | 9.4(0.370) | 7.5(0.295) | 16(0.630) | 1000 |
| 8P | 10.3(0.406) | 11.5(0.453) | 24(0.945) | 1000 |

SOP Type
TAPE & REEL Package

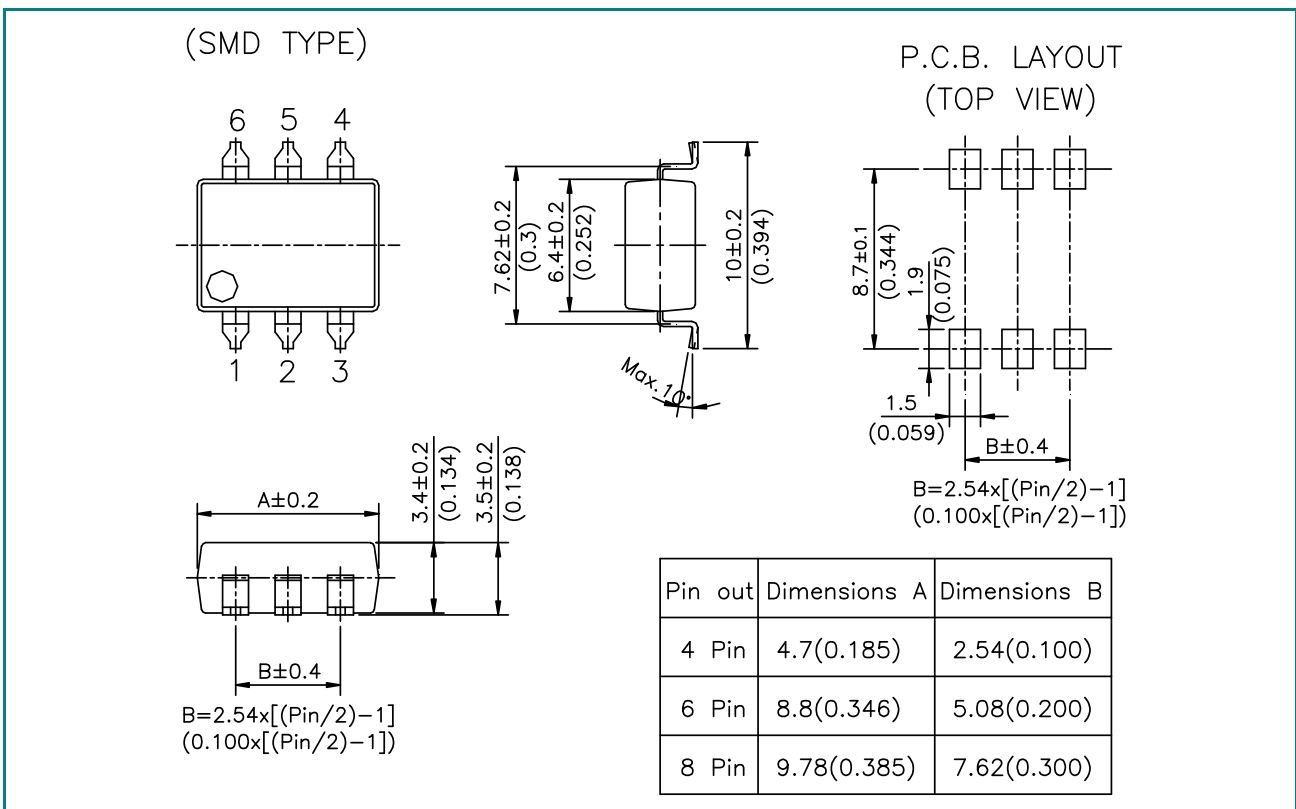
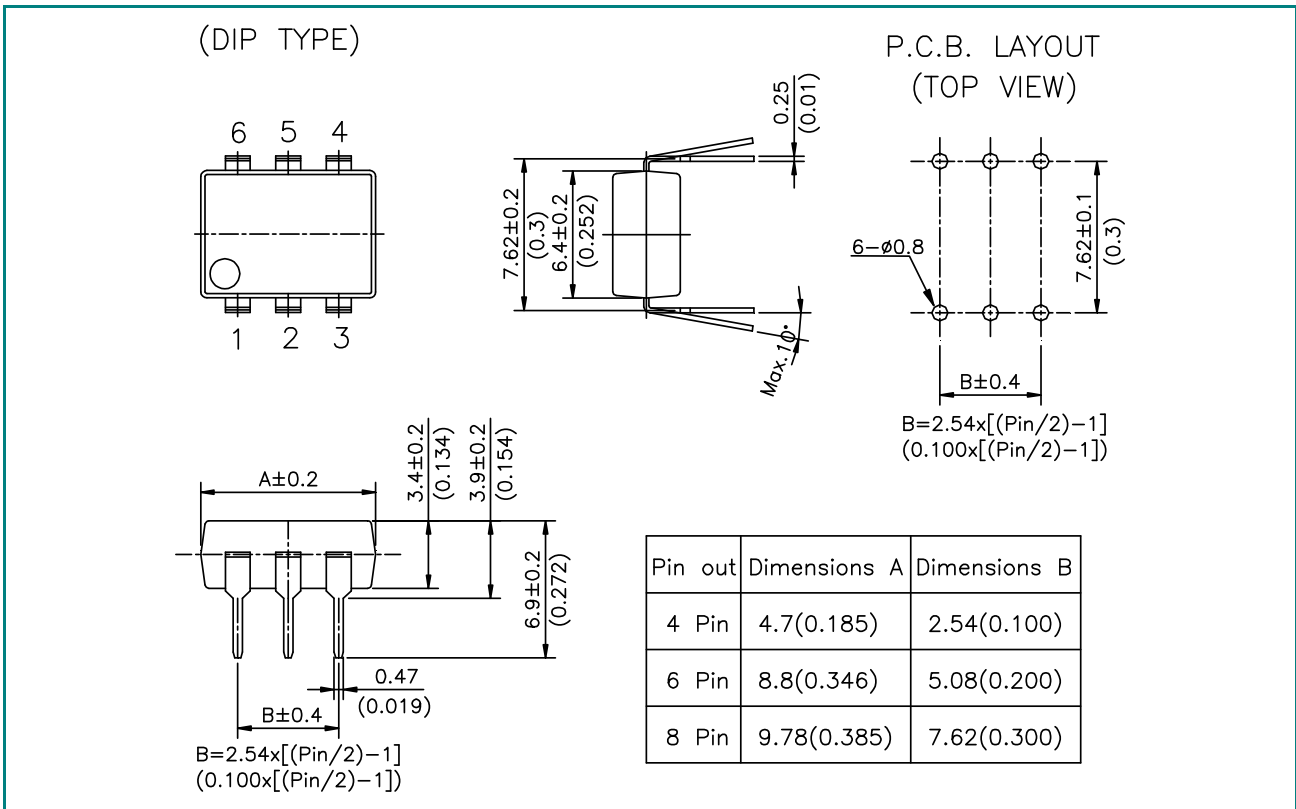


UNIT: mm(inch)

| TYPE | $B0 \pm 0.1$ | $F0 \pm 0.1$ | $W0 \pm 0.3$ | 13" REEL/PCS |
|------|--------------|--------------|--------------|--------------|
| 4P | 5.1(0.200) | 5.5(0.217) | 12(0.472) | 2000 |
| 6P | 6.7(0.264) | 7.5(0.295) | 16(0.630) | 2000 |
| 8P | 9.6(0.378) | 7.5(0.295) | 16(0.630) | 2000 |

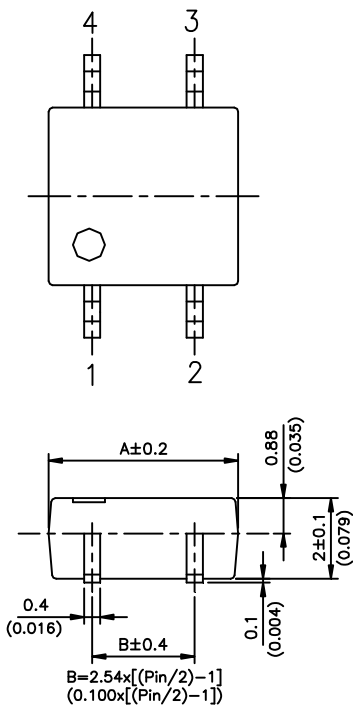


■ DIMENSIONS UNIT:mm(inch)

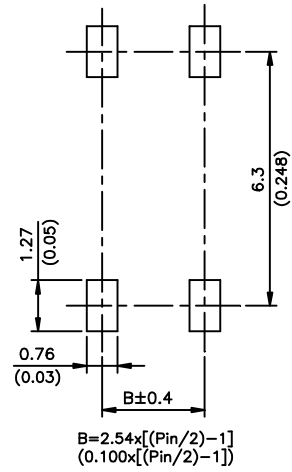




(SOP TYPE)



P.C.B. LAYOUT (TOP VIEW)



| Pin out | Dimensions A | Dimensions B |
|---------|--------------|--------------|
| 4 Pin | 4.7(0.185) | 2.54(0.100) |
| 6 Pin | 6.30(0.248) | 5.08(0.200) |
| 8 Pin | 9.3(0.366) | 7.62(0.300) |



■ SPECIFICATIONS (@25°C / Initial):

| Part Number (4 PIN) (6 PIN) (8 PIN) | DIP | EPR | 211A034005 | 211A034006 | 211A044005 | ----- | ----- |
|---|------------------------------|-----------------------------------|------------|------------|------------|------------|------------|
| | SMD | | 211A036005 | 211A036006 | 211A046005 | 211A046006 | 211A046007 |
| | | | 212A038005 | 212A038006 | 212A048005 | ----- | ----- |
| | SOP | | 311A034X05 | 311A034X06 | 311A044X05 | ----- | ----- |
| | | | 311A036X05 | 311A036X06 | 311A046X05 | 311A046X06 | 311A046X07 |
| | | | 312A038X05 | 312A038X06 | 312A048X05 | ----- | ----- |
| | | | 411A034X05 | ----- | 411A044X05 | ----- | ----- |
| | | | 411A036X05 | 411A036X06 | 411A046X05 | ----- | ----- |
| | | | 412A038X05 | ----- | 412A048X05 | ----- | ----- |
| Contact form | 4PIN / 6PIN | | 1A | 1A | 1A | 1A | 1A |
| | 8PIN | | 2A | 2A | 2A | --- | --- |
| Input Characteristics | | | | | | | |
| Forward voltage (V)(V _F) | | | 0.9-1.5 | 0.9-1.5 | 0.9-1.5 | 0.9-1.5 | 0.9-1.5 |
| Reverse voltage at 10μA (V)(V _R) | | | 5 | 5 | 5 | 5 | 5 |
| Control current (mA)(I _F) | | | 10-50 | 10-50 | 10-50 | 10-50 | 10-50 |
| Output Characteristics | | | | | | | |
| Load voltage (V)(AC peak or DC)(V _L) | | | 30 | 30 | 40 | 40 | 40 |
| Continuous rated load current (mA)(I _L) | SOP | | 1300 | 2500 | 1600 | --- | --- |
| | SMD/DIP | | 1800 | 3000 | 2000 | 3500 | 4500 |
| Peak current (mA)(I _{L-Peak}) | SOP | | 2000 | 5000 | 2500 | --- | --- |
| | SMD/DIP | | 2000 | 5000 | 2500 | 6500 | 7500 |
| On-state resistance Max. (Ω)(R _{ON}) | | | 0.5 | 0.2 | 0.5 | 0.07 | 0.05 |
| Off-state leakage current (μA) (I _{LK}) | | | 1 | 1 | 1 | 1 | 1 |
| Turn-on (msec)(T _{ON}) | | | 5 | 5 | 5 | 5 | 5 |
| Turn-off (msec)(T _{OFF}) | | | 2 | 2 | 2 | 2 | 2 |
| Capacitance (pF)(C _{OUT}) | | | 300 | --- | --- | --- | --- |
| Current limit typ. (mA) | | | --- | --- | --- | --- | --- |
| Input / Output Characteristics | | | | | | | |
| I/O Capacitance (pF)(C _{I/O}) | | | 5 | 5 | 5 | 5 | 5 |
| I/O Isolation voltage (VAC)(V _{I/O}) | SOP | | 2500 | 2500 | 2500 | --- | --- |
| | SMD/DIP | | 3750 | 3750 | 3750 | 3750 | 3750 |
| I/O Isolation resistance (GΩ)(R _{I/O}) | | | 5 | 5 | 5 | 5 | 5 |
| Temperature limits | Operating (T _{OP}) | -40°C to +85°C (-40°F to +185°F) | | | | | |
| | Storage (T _{STG}) | -40°C to +100°C (-40°F to +212°F) | | | | | |



| | | | | | | | |
|---|------------------------------|-----------------------------------|--|--|------------------------------|------------------------------|--|
| Part Number (4 PIN) (6 PIN) (8 PIN) | DIP | EPR | 211A064000 211A066000 212A068000 | 211A064005 211A066005 212A068005 | ----- 211A066006 ----- | ----- 211A066007 ----- | 211A064009 211A066009 212A068009 |
| | SMD | | 311A064X00 311A066X00 312A068X00 | 311A064X05 311A066X05 312A068X05 | ----- 311A066X06 ----- | ----- 311A066X07 ----- | 311A064X09 311A066X09 312A068X09 |
| | SOP | | 411A064X00 411A066X00 412A068X00 | 411A064X05 411A066X05 412A068X05 | ----- 411A066X06 ----- | ----- ----- ----- | 411A064X09 411A066X09 412A068X09 |
| Contact form | 4PIN / 6PIN | | 1A | 1A | 1A | 1A | 1A |
| | 8PIN | | 2A | 2A | --- | --- | 2A |
| Input Characteristics | | | | | | | |
| Forward voltage (V)(V _F) | | | 0.9-1.5 | 0.9-1.5 | 0.9-1.5 | 0.9-1.5 | 0.9-1.5 |
| Reverse voltage at 10μA (V)(V _R) | | | 5 | 5 | 5 | 5 | 5 |
| Control current (mA)(I _F) | | | 5-50 | 10-50 | 10-50 | 10-50 | 5-50 |
| Output Characteristics | | | | | | | |
| Load voltage (V)(AC peak or DC)(V _L) | | | 60 | 60 | 60 | 60 | 60 |
| Continuous rated load current (mA)(I _L) | SOP | | 500 | 900 | 1500 | --- | 500 |
| | SMD/DIP | | 550 | 1100 | 1800 | 2500 | 550 |
| Peak current (mA)(I _{L-Peak}) | SOP | | 1000 | 1500 | 2500 | --- | 1000 |
| | SMD/DIP | | 1000 | 1500 | 2500 | 4000 | 1000 |
| On-state resistance Max. (Ω)(R _{ON}) | | | 1.4 | 0.7 | 0.3 | 0.2 | 1.4 |
| Off-state leakage current (μA) (I _{LK}) | | | 1 | 1 | 1 | 1 | 1 |
| Turn-on (msec)(T _{ON}) | | | 1 | 5 | 5 | 5 | 1 |
| Turn-off (msec)(T _{OFF}) | | | 1 | 2 | 2 | 2 | 1 |
| Capacitance (pF)(C _{OUT}) | | | 150 | 300 | --- | --- | 150 |
| Current limit typ. (mA) | | | --- | --- | --- | --- | --- |
| Input / Output Characteristics | | | | | | | |
| I/O Capacitance (pF)(C _{I/O}) | | | 5 | 5 | 5 | 5 | 5 |
| I/O Isolation voltage (VAC)(V _{I/O}) | SOP | | 2500 | 2500 | 2500 | --- | 3000 |
| | SMD/DIP | | 3750 | 3750 | 3750 | 3750 | 5000 |
| I/O Isolation resistance (GΩ)(R _{I/O}) | | | 5 | 5 | 5 | 5 | 5 |
| Temperature limits | Operating (T _{OP}) | -40°C to +85°C (-40°F to +185°F) | | | | | |
| | Storage (T _{STG}) | -40°C to +100°C (-40°F to +212°F) | | | | | |



| | | | | | | | |
|---|------------------------------|-----------------------------------|------------|------------|------------|------------|------------|
| Part Number (4 PIN) (6 PIN) (8 PIN) | DIP | EPR | 211A084000 | 211A084009 | 211A104000 | 211A104005 | 211A104009 |
| | SMD | | 211A086000 | 211A086009 | 211A106000 | 211A106005 | 211A106009 |
| | | | 212A088000 | 212A088009 | 212A108000 | 212A108005 | 212A108009 |
| SOP | EPR | 311A084X00 | 311A084X09 | 311A104X00 | 311A104X05 | 311A104X09 | |
| | | 311A086X00 | 311A086X09 | 311A106X00 | 311A106X05 | 311A106X09 | |
| | | 312A088X00 | 312A088X09 | 312A108X00 | 312A108X05 | 312A108X09 | |
| 411A084X00 411A086X00 412A088X00 | EPR | 411A084X00 | 411A084X09 | 411A104X00 | ----- | 411A104X09 | |
| | | 411A086X00 | 411A086X09 | 411A106X00 | 411A106X05 | 411A106X09 | |
| | | 412A088X00 | 412A088X09 | 412A108X00 | ----- | 412A108X09 | |
| Contact form | 4PIN / 6PIN | 1A | 1A | 1A | 1A | 1A | |
| | 8PIN | 2A | 2A | 2A | 2A | 2A | |
| Input Characteristics | | | | | | | |
| Forward voltage (V)(V _F) | | | 0.9-1.5 | 0.9-1.5 | 0.9-1.5 | 0.9-1.5 | 0.9-1.5 |
| Reverse voltage at 10μA (V)(V _R) | | | 5 | 5 | 5 | 5 | 5 |
| Control current (mA)(I _F) | | | 5-50 | 5-50 | 5-50 | 10-50 | 5-50 |
| Output Characteristics | | | | | | | |
| Load voltage (V)(AC peak or DC)(V _L) | | | 80 | 80 | 100 | 100 | 100 |
| Continuous rated load current (mA)(I _L) | SOP | | 120 | 120 | 310 | 1300 | 310 |
| | SMD/DIP | | 120 | 120 | 350 | 1600 | 350 |
| Peak current (mA)(I _{L-Peak}) | SOP | | 250 | 250 | 900 | 2500 | 900 |
| | SMD/DIP | | 250 | 250 | 900 | 2500 | 900 |
| On-state resistance Max. (Ω)(R _{ON}) | | | 12 | 12 | 5 | 0.25 | 5 |
| Off-state leakage current (μA) (I _{LK}) | | | 1 | 1 | 1 | 1 | 1 |
| Turn-on (msec)(T _{ON}) | | | 1 | 1 | 1 | 5 | 1 |
| Turn-off (msec)(T _{OFF}) | | | 1 | 1 | 1 | 2 | 1 |
| Capacitance (pF)(C _{OUT}) | | | 25 | 25 | --- | --- | --- |
| Current limit typ. (mA) | | | --- | --- | --- | --- | --- |
| Input / Output Characteristics | | | | | | | |
| I/O Capacitance (pF)(C _{I/O}) | | | 5 | 5 | 5 | 5 | 5 |
| I/O Isolation voltage (VAC)(V _{I/O}) | SOP | | 2500 | 3000 | 2500 | 2500 | 3000 |
| | SMD/DIP | | 3750 | 5000 | 3750 | 3750 | 5000 |
| I/O Isolation resistance (GΩ)(R _{I/O}) | | | 5 | 5 | 5 | 5 | 5 |
| Temperature limits | Operating (T _{OP}) | -40°C to +85°C (-40°F to +185°F) | | | | | |
| | Storage (T _{STG}) | -40°C to +100°C (-40°F to +212°F) | | | | | |



| Part Number (4 PIN) (6 PIN) (8 PIN) | DIP | EPR | 211A204000 | 211A204009 | 211A254000 | 211A254002 | 211A254009 |
|---|------------------------------|-----------------------------------|------------|------------|------------|------------|------------|
| | SMD | | 211A206000 | 211A206009 | 211A256000 | 211A256002 | 211A256009 |
| | | | 212A208000 | 212A208009 | 212A258000 | 212A258002 | 212A258009 |
| | SOP | | 311A204X00 | 311A204X09 | 311A254X00 | 311A254X02 | 311A254X09 |
| | | | 311A206X00 | 311A206X09 | 311A256X00 | 311A256X02 | 311A256X09 |
| | | | 312A208X00 | 312A208X09 | 312A258X00 | 312A258X02 | 312A258X09 |
| | | | 411A204X00 | 411A204X09 | 411A254X00 | 411A254X02 | 411A254X09 |
| | | | 411A206X00 | 411A206X09 | 411A256X00 | 411A256X02 | 411A256X09 |
| | | | 412A208X00 | 412A208X09 | 412A258X00 | 412A258X02 | 412A258X09 |
| Contact form | 4PIN / 6PIN | | 1A | 1A | 1A | 1A | 1A |
| | 8PIN | | 2A | 2A | 2A | 2A | 2A |
| Input Characteristics | | | | | | | |
| Forward voltage (V)(V _F) | | | 0.9-1.5 | 0.9-1.5 | 0.9-1.5 | 0.9-1.5 | 0.9-1.5 |
| Reverse voltage at 10μA (V)(V _R) | | | 5 | 5 | 5 | 5 | 5 |
| Control current (mA)(I _F) | | | 5-50 | 5-50 | 5-50 | 5-50 | 5-50 |
| Output Characteristics | | | | | | | |
| Load voltage (V)(AC peak or DC)(V _L) | | | 200 | 200 | 250 | 250 | 250 |
| Continuous rated load current (mA)(I _L) | SOP | | 150 | 150 | 140 | 140 | 140 |
| | SMD/DIP | | 200 | 200 | 180 | 200 | 180 |
| Peak current (mA)(I _{L-Peak}) | SOP | | 300 | 300 | 300 | 300 | 300 |
| | SMD/DIP | | 400 | 400 | 350 | 350 | 350 |
| On-state resistance Max. (Ω)(R _{ON}) | | | 10 | 10 | 10 | 8 | 10 |
| Off-state leakage current (μA) (I _{LK}) | | | 1 | 1 | 1 | 1 | 1 |
| Turn-on (msec)(T _{ON}) | | | 1 | 1 | 1 | 1 | 1 |
| Turn-off (msec)(T _{OFF}) | | | 1 | 1 | 1 | 1 | 1 |
| Capacitance (pF)(C _{OUT}) | | | 100 | 100 | 100 | --- | 100 |
| Current limit typ. (mA) | | | --- | --- | --- | --- | --- |
| Input / Output Characteristics | | | | | | | |
| I/O Capacitance (pF)(C _{I/O}) | | | 5 | 5 | 5 | 5 | 5 |
| I/O Isolation voltage (VAC)(V _{I/O}) | SOP | | 2500 | 3000 | 2500 | 2500 | 3000 |
| | SMD/DIP | | 3750 | 5000 | 3750 | 3750 | 5000 |
| I/O Isolation resistance (GΩ)(R _{I/O}) | | | 5 | 5 | 5 | 5 | 5 |
| Temperature limits | Operating (T _{OP}) | -40°C to +85°C (-40°F to +185°F) | | | | | |
| | Storage (T _{STG}) | -40°C to +100°C (-40°F to +212°F) | | | | | |



| | | | | | | |
|---|------------------------------|-----------------------------------|------------|------------|------------|------------|
| Part Number (4 PIN) (6 PIN) (8 PIN) | DIP | EPR | 211A354000 | 211A354001 | 211A354002 | 211A354009 |
| | SMD | | 211A356000 | 211A356001 | 211A356002 | 211A356009 |
| | | | 212A358000 | 212A358001 | 212A358002 | 212A358009 |
| SOP | EPR | 311A354X00 | 311A354X01 | 311A354X02 | 311A354X09 | |
| | | 311A356X00 | 311A356X01 | 311A356X02 | 311A356X09 | |
| | | 312A358X00 | 312A358X01 | 312A358X02 | 312A358X09 | |
| 411A354X00 | EPR | 411A354X00 | 411A354X01 | 411A354X02 | 411A354X09 | |
| | | 411A356X00 | 411A356X01 | 411A356X02 | 411A356X09 | |
| | | 412A358X00 | 412A358X01 | 412A358X02 | 412A358X09 | |
| Contact form | 4PIN / 6PIN | 1A | 1A | 1A | 1A | |
| | 8PIN | 2A | 2A | 2A | 2A | |
| Input Characteristics | | | | | | |
| Forward voltage (V)(V _F) | | 0.9-1.5 | 0.9-1.5 | 0.9-1.5 | 0.9-1.5 | |
| Reverse voltage at 10μA (V)(V _R) | | 5 | 5 | 5 | 5 | |
| Control current (mA)(I _F) | | 5-50 | 5-50 | 5-50 | 5-50 | |
| Output Characteristics | | | | | | |
| Load voltage (V)(AC peak or DC)(V _L) | | 350 | 350 | 350 | 350 | |
| Continuous rated load current (mA)(I _L) | SOP | 100 | 80 | 130 | 100 | |
| | SMD/DIP | 130 | 100 | 170 | 130 | |
| Peak current (mA)(I _{L-Peak}) | SOP | 300 | 200 | 300 | 300 | |
| | SMD/DIP | 300 | 250 | 300 | 300 | |
| On-state resistance Max. (Ω)(R _{ON}) | | 30 | 50 | 16 | 30 | |
| Off-state leakage current (μA) (I _{LK}) | | 1 | 1 | 1 | 1 | |
| Turn-on (msec)(T _{ON}) | | 1 | 1.5 | 1 | 1 | |
| Turn-off (msec)(T _{OFF}) | | 1 | 1 | 1 | 1 | |
| Capacitance (pF)(C _{OUT}) | | 100 | --- | 200 | --- | |
| Current limit typ. (mA) | | --- | --- | --- | --- | |
| Input / Output Characteristics | | | | | | |
| I/O Capacitance (pF)(C _{I/O}) | | 5 | 5 | 5 | 5 | |
| I/O Isolation voltage (VAC)(V _{I/O}) | SOP | 2500 | 2500 | 2500 | 3000 | |
| | SMD/DIP | 3750 | 3750 | 3750 | 5000 | |
| I/O Isolation resistance (GΩ)(R _{I/O}) | | 5 | 5 | 5 | 5 | |
| Temperature limits | Operating (T _{OP}) | -40°C to +85°C (-40°F to +185°F) | | | | |
| | Storage (T _{STG}) | -40°C to +100°C (-40°F to +212°F) | | | | |



| | | | | | | | |
|---|------------------------------|-----------------------------------|------------|------------|------------|------------|------------|
| Part Number (4 PIN) (6 PIN) (8 PIN) | DIP | EPR | 211A404000 | 211A404002 | 211A404009 | 211A604000 | 211A604009 |
| | SMD | | 211A406000 | 211A406002 | 211A406009 | 211A606000 | 211A606009 |
| | | | 212A408000 | 212A408002 | 212A408009 | 212A608000 | 212A608009 |
| SOP | EPR | 311A404X00 | 311A404X02 | 311A404X09 | 311A604X00 | 311A604X09 | |
| | | 311A406X00 | 311A406X02 | 311A406X09 | 311A606X00 | 311A606X09 | |
| | | 312A408X00 | 312A408X02 | 312A408X09 | 312A608X00 | 312A608X09 | |
| 411A404X00 | EPR | 411A404X00 | 411A404X02 | 411A404X09 | 411A604X00 | 411A604X09 | |
| | | 411A406X00 | 411A406X02 | 411A406X09 | 411A606X00 | 411A606X09 | |
| | | 412A408X00 | 412A408X02 | 412A408X09 | 412A608X00 | 412A608X09 | |
| Contact form | 4PIN / 6PIN | 1A | 1A | 1A | 1A | 1A | |
| | 8PIN | 2A | 2A | 2A | 2A | 2A | |
| Input Characteristics | | | | | | | |
| Forward voltage (V)(V _F) | | 0.9-1.5 | 0.9-1.5 | 0.9-1.5 | 0.9-1.5 | 0.9-1.5 | |
| Reverse voltage at 10 μ A (V)(V _R) | | 5 | 5 | 5 | 5 | 5 | |
| Control current (mA)(I _F) | | 5-50 | 5-50 | 5-50 | 5-50 | 5-50 | |
| Output Characteristics | | | | | | | |
| Load voltage (V)(AC peak or DC)(V _L) | | 400 | 400 | 400 | 600 | 600 | |
| Continuous rated load current (mA)(I _L) | SOP | 100 | 120 | 100 | 50 | 50 | |
| | SMD/DIP | 130 | 150 | 130 | 70 | 70 | |
| Peak current (mA)(I _{L-Peak}) | SOP | 250 | 300 | 250 | 100 | 100 | |
| | SMD/DIP | 300 | 300 | 300 | 120 | 120 | |
| On-state resistance Max. (Ω)(R _{ON}) | | 30 | 16 | 30 | 70 | 70 | |
| Off-state leakage current (μ A) (I _{LK}) | | 1 | 1 | 1 | 1 | 1 | |
| Turn-on (msec)(T _{ON}) | | 1 | 1 | 1 | 1 | 1 | |
| Turn-off (msec)(T _{OFF}) | | 1 | 1 | 1 | 1 | 1 | |
| Capacitance (pF)(C _{OUT}) | | 70 | --- | 70 | 100 | 100 | |
| Current limit typ. (mA) | | --- | --- | --- | --- | --- | |
| Input / Output Characteristics | | | | | | | |
| I/O Capacitance (pF)(C _{I/O}) | | 5 | 5 | 5 | 5 | 5 | |
| I/O Isolation voltage (VAC)(V _{I/O}) | SOP | 2500 | 2500 | 3000 | 2500 | 3000 | |
| | SMD/DIP | 3750 | 3750 | 5000 | 3750 | 5000 | |
| I/O Isolation resistance (G Ω)(R _{I/O}) | | 5 | 5 | 5 | 5 | 5 | |
| Temperature limits | Operating (T _{OP}) | -40°C to +85°C (-40°F to +185°F) | | | | | |
| | Storage (T _{STG}) | -40°C to +100°C (-40°F to +212°F) | | | | | |



| | | | | | | |
|---|------------------------------|-----------------------------------|------------|------------|------------|------------|
| Part Number (4 PIN) (6 PIN) (8 PIN) | DIP | EPR | 211B064000 | 211B064009 | 211B204000 | 211B204009 |
| | SMD | | 211B066000 | 211B066009 | 211B206000 | 211B206009 |
| | | | 212B068000 | 212B068009 | 212B208000 | 212B208009 |
| SOP | SMD | 311B064X00 | 311B064X09 | 311B204X00 | 311B204X09 | |
| | | 311B066X00 | 311B066X09 | 311B206X00 | 311B206X09 | |
| | | 312B068X00 | 312B068X09 | 312B208X00 | 312B208X09 | |
| SOP | SMD | 411B064X00 | 411B064X09 | 411B204X00 | 411B204X09 | |
| | | 411B066X00 | 411B066X09 | 411B206X00 | 411B206X09 | |
| | | 412B068X00 | 412B068X09 | 412B208X00 | 412B208X09 | |
| Contact form | 4PIN / 6PIN | | 1B | 1B | 1B | 1B |
| | 8PIN | | 2B | 2B | 2B | 2B |
| Input Characteristics | | | | | | |
| Forward voltage (V)(V _F) | | | 0.9-1.5 | 0.9-1.5 | 0.9-1.5 | 0.9-1.5 |
| Reverse voltage at 10μA (V)(V _R) | | | 5 | 5 | 5 | 5 |
| Control current (mA)(I _F) | | | 5-50 | 5-50 | 5-50 | 5-50 |
| Output Characteristics | | | | | | |
| Load voltage (V)(AC peak or DC)(V _L) | | | 60 | 60 | 200 | 200 |
| Continuous rated load current (mA)(I _L) | SOP | | 500 | 500 | 80 | 80 |
| | SMD/DIP | | 550 | 550 | 100 | 100 |
| Peak current (mA)(I _{L-Peak}) | SOP | | 1000 | 1000 | 200 | 200 |
| | SMD/DIP | | 1000 | 1000 | 250 | 250 |
| On-state resistance Max. (Ω)(R _{ON}) | | | 1.4 | 1.4 | 50 | 50 |
| Off-state leakage current (μA) (I _{LK}) | | | 10 | 10 | 10 | 10 |
| Turn-on (msec)(T _{ON}) | | | 1 | 1 | 1 | 1 |
| Turn-off (msec)(T _{OFF}) | | | 1 | 1 | 1 | 1 |
| Capacitance (pF)(C _{OUT}) | | | --- | --- | 200 | 200 |
| Current limit typ. (mA) | | | --- | --- | --- | --- |
| Input / Output Characteristics | | | | | | |
| I/O Capacitance (pF)(C _{I/O}) | | | 5 | 5 | 5 | 5 |
| I/O Isolation voltage (VAC)(V _{I/O}) | SOP | | 2500 | 3000 | 2500 | 3000 |
| | SMD/DIP | | 3750 | 5000 | 3750 | 5000 |
| I/O Isolation resistance (GΩ)(R _{I/O}) | | | 5 | 5 | 5 | 5 |
| Temperature limits | Operating (T _{OP}) | -40°C to +85°C (-40°F to +185°F) | | | | |
| | Storage (T _{STG}) | -40°C to +100°C (-40°F to +212°F) | | | | |



| | | | | | | |
|---|------------------------------|-----------------------------------|------------|------------|------------|------------|
| Part Number (4 PIN) (6 PIN) (8 PIN) | DIP | EPR | 211B354000 | 211B354009 | 211B404000 | 211B404009 |
| | SMD | | 211B356X00 | 211B356X09 | 211B406X00 | 211B406X09 |
| | | | 212B358X00 | 212B358X09 | 212B408X00 | 212B408X09 |
| SOP | 311B354000 | 311B354009 | 311B404000 | 311B404009 | | |
| | 311B356X00 | 311B356X09 | 311B406X00 | 311B406X09 | | |
| SOP | 312B358X00 | 312B358X09 | 312B408X00 | 312B408X09 | | |
| | 411B354000 | 411B354009 | 411B404000 | 411B404009 | | |
| Contact form | 4PIN / 6PIN | 1B | 1B | 1B | 1B | |
| | 8PIN | 2B | 2B | 2B | 2B | |
| Input Characteristics | | | | | | |
| Forward voltage (V)(V _F) | | 0.9-1.5 | 0.9-1.5 | 0.9-1.5 | 0.9-1.5 | |
| Reverse voltage at 10μA (V)(V _R) | | 5 | 5 | 5 | 5 | |
| Control current (mA)(I _F) | | 5-50 | 5-50 | 5-50 | 5-50 | |
| Output Characteristics | | | | | | |
| Load voltage (V)(AC peak or DC)(V _L) | | 350 | 350 | 400 | 400 | |
| Continuous rated load current (mA)(I _L) | SOP | 80 | 80 | 80 | 80 | |
| | SMD/DIP | 100 | 100 | 100 | 100 | |
| Peak current (mA)(I _{L-Peak}) | SOP | 200 | 200 | 200 | 200 | |
| | SMD/DIP | 250 | 250 | 250 | 250 | |
| On-state resistance Max. (Ω)(R _{ON}) | | 50 | 50 | 50 | 50 | |
| Off-state leakage current (μA) (I _{LK}) | | 10 | 10 | 10 | 10 | |
| Turn-on (msec)(T _{ON}) | | 1 | 1 | 1 | 1 | |
| Turn-off (msec)(T _{OFF}) | | 1 | 1 | 1 | 1 | |
| Capacitance (pF)(C _{OUT}) | | 200 | 200 | 200 | 200 | |
| Current limit typ. (mA) | | --- | --- | --- | --- | |
| Input / Output Characteristics | | | | | | |
| I/O Capacitance (pF)(C _{I/O}) | | 5 | 5 | 5 | 5 | |
| I/O Isolation voltage (VAC)(V _{I/O}) | SOP | 2500 | 3000 | 2500 | 3000 | |
| | SMD/DIP | 3750 | 5000 | 3750 | 5000 | |
| I/O Isolation resistance (GΩ)(R _{I/O}) | | 5 | 5 | 5 | 5 | |
| Temperature limits | Operating (T _{OP}) | -40°C to +85°C (-40°F to +185°F) | | | | |
| | Storage (T _{STG}) | -40°C to +100°C (-40°F to +212°F) | | | | |



| | | | | | | | | | | |
|---|------------------------------|-----------------------------------|---------------------|---------|---------------------|---------|---------------------|---------|---------------------|--|
| Part Number (4 PIN) (6 PIN) (8 PIN) | DIP | EPR | ----- 211C068000 | | ----- 211C068009 | | ----- 211C208000 | | ----- 211C208009 | |
| | SMD | | ----- 311C068X00 | | ----- 311C068X09 | | ----- 311C208X00 | | ----- 311C208X09 | |
| | SOP | | ----- 411C068X00 | | ----- 411C068X09 | | ----- 411C208X00 | | ----- 411C208X09 | |
| Contact form | 4PIN / 6PIN | --- | | --- | | --- | | --- | | |
| | 8PIN | 1A | 1B | 1A | 1B | 1A | 1B | 1A | 1B | |
| Input Characteristics | | | | | | | | | | |
| Forward voltage (V)(V _F) | | 0.9-1.5 | | 0.9-1.5 | | 0.9-1.5 | | 0.9-1.5 | | |
| Reverse voltage at 10μA (V)(V _R) | | 5 | | 5 | | 5 | | 5 | | |
| Control current (mA)(I _F) | | 5-50 | | 5-50 | | 5-50 | | 5-50 | | |
| Output Characteristics | | | | | | | | | | |
| Load voltage (V)(AC peak or DC)(V _L) | | 60 | 60 | 60 | 60 | 200 | 200 | 200 | 200 | |
| Continuous rated load current (mA)(I _L) | SOP | 500 | 500 | 500 | 500 | 150 | 80 | 150 | 80 | |
| | SMD/DIP | 550 | 550 | 550 | 550 | 200 | 100 | 200 | 100 | |
| Peak current (mA)(I _{L-Peak}) | SOP | 1000 | 1000 | 1000 | 1000 | 300 | 200 | 300 | 200 | |
| | SMD/DIP | 1000 | 1000 | 1000 | 1000 | 400 | 250 | 400 | 250 | |
| On-state resistance Max. (Ω)(R _{ON}) | | 1.4 | 1.4 | 1.4 | 1.4 | 10 | 50 | 10 | 50 | |
| Off-state leakage current (μA) (I _{LK}) | | 1 | 10 | 1 | 10 | 1 | 10 | 1 | 10 | |
| Turn-on (msec)(T _{ON}) | | 1 | 1 | 1 | 1 | 1 | 1 | 1 | 1 | |
| Turn-off (msec)(T _{OFF}) | | 1 | 1 | 1 | 1 | 1 | 1 | 1 | 1 | |
| Capacitance (pF)(C _{OUT}) | | 150 | --- | 150 | --- | 100 | 200 | 100 | 200 | |
| Current limit typ. (mA) | | --- | --- | --- | --- | --- | --- | --- | --- | |
| Input / Output Characteristics | | | | | | | | | | |
| I/O Capacitance (pF)(C _{I/O}) | | 5 | | 5 | | 5 | | 5 | | |
| I/O Isolation voltage (VAC)(V _{I/O}) | SOP | 2500 | | 3000 | | 2500 | | 3000 | | |
| | SMD/DIP | 3750 | | 5000 | | 3750 | | 5000 | | |
| I/O Isolation resistance (GΩ)(R _{I/O}) | | 5 | | 5 | | 5 | | 5 | | |
| Temperature limits | Operating (T _{OP}) | -40°C to +85°C (-40°F to +185°F) | | | | | | | | |
| | Storage (T _{STG}) | -40°C to +100°C (-40°F to +212°F) | | | | | | | | |



| | | | | | | | | | | |
|---|------------------------------|-----------------------------------|---------------------|---------|---------------------|---------|---------------------|---------|---------------------|--|
| Part Number (4 PIN) (6 PIN) (8 PIN) | DIP | EPR | ----- 211C358000 | | ----- 211C358009 | | ----- 211C408000 | | ----- 211C408009 | |
| | SMD | | ----- 311C358X00 | | ----- 311C358X09 | | ----- 311C408X00 | | ----- 311C408X09 | |
| | SOP | | ----- 411C358X00 | | ----- 411C358X09 | | ----- 411C408X00 | | ----- 411C408X09 | |
| Contact form | 4PIN / 6PIN | --- | | --- | | --- | | --- | | |
| | 8PIN | 1A | 1B | 1A | 1B | 1A | 1B | 1A | 1B | |
| Input Characteristics | | | | | | | | | | |
| Forward voltage (V)(V _F) | | 0.9-1.5 | | 0.9-1.5 | | 0.9-1.5 | | 0.9-1.5 | | |
| Reverse voltage at 10μA (V)(V _R) | | 5 | | 5 | | 5 | | 5 | | |
| Control current (mA)(I _F) | | 5-50 | | 5-50 | | 5-50 | | 5-50 | | |
| Output Characteristics | | | | | | | | | | |
| Load voltage (V)(AC peak or DC)(V _L) | | 350 | 350 | 350 | 350 | 400 | 400 | 400 | 400 | |
| Continuous rated load current (mA)(I _L) | SOP | 100 | 80 | 100 | 80 | 100 | 80 | 100 | 80 | |
| | SMD/DIP | 130 | 100 | 130 | 100 | 130 | 100 | 130 | 100 | |
| Peak current (mA)(I _{L-Peak}) | SOP | 300 | 200 | 300 | 200 | 250 | 250 | 250 | 250 | |
| | SMD/DIP | 300 | 250 | 300 | 250 | 300 | 250 | 300 | 250 | |
| On-state resistance Max. (Ω)(R _{ON}) | | 30 | 50 | 30 | 50 | 30 | 50 | 30 | 50 | |
| Off-state leakage current (μA) (I _{LK}) | | 1 | 10 | 1 | 10 | 1 | 10 | 1 | 10 | |
| Turn-on (msec)(T _{ON}) | | 1 | 1 | 1 | 1 | 1 | 1 | 1 | 1 | |
| Turn-off (msec)(T _{OFF}) | | 1 | 1 | 1 | 1 | 1 | 1 | 1 | 1 | |
| Capacitance (pF)(C _{OUT}) | | --- | 200 | --- | 200 | 70 | 150 | 70 | 150 | |
| Current limit typ. (mA) | | --- | --- | --- | --- | --- | --- | --- | --- | |
| Input / Output Characteristics | | | | | | | | | | |
| I/O Capacitance (pF)(C _{I/O}) | | 5 | | 5 | | 5 | | 5 | | |
| I/O Isolation voltage (VAC)(V _{I/O}) | SOP | 2500 | | 3000 | | 2500 | | 3000 | | |
| | SMD/DIP | 3750 | | 5000 | | 3750 | | 5000 | | |
| I/O Isolation resistance (GΩ)(R _{I/O}) | | 5 | | 5 | | 5 | | 5 | | |
| Temperature limits | Operating (T _{OP}) | -40°C to +85°C (-40°F to +185°F) | | | | | | | | |
| | Storage (T _{STG}) | -40°C to +100°C (-40°F to +212°F) | | | | | | | | |



| | | | | | | | |
|---|------------------------------|-----------------------------------|-------------|-------------|-------------|-------------|-------------|
| Part Number (4 PIN) (6 PIN) (8 PIN) | DIP | EPR | 211A354000L | 211A354001L | 211A354002L | 211A404000L | 211A404002L |
| | SMD | | 211A356000L | 211A356001L | 211A356002L | 211A406000L | 211A406002L |
| | | | 212A358000L | 212A358001L | 212A358002L | 212A408000L | 212A408002L |
| SOP | 311A354X00L | 311A354X01L | 311A354X02L | 311A404X00L | 311A404X02L | | |
| | 311A356X00L | 311A356X01L | 311A356X02L | 311A406X00L | 311A406X02L | | |
| SOP | 312A358X00L | 312A358X01L | 312A358X02L | 312A408X00L | 312A408X02L | | |
| | 411A354X00L | 411A354X01L | 411A354X02L | 411A404X00L | 411A404X02L | | |
| Contact form | 4PIN / 6PIN | 1A | 1A | 1A | 1A | 1A | |
| | 8PIN | 2A | 2A | 2A | 2A | 2A | |
| Input Characteristics | | | | | | | |
| Forward voltage (V)(V _F) | | 0.9-1.5 | 0.9-1.5 | 0.9-1.5 | 0.9-1.5 | 0.9-1.5 | |
| Reverse voltage at 10μA (V)(V _R) | | 5 | 5 | 5 | 5 | 5 | |
| Control current (mA)(I _F) | | 5-50 | 5-50 | 5-50 | 5-50 | 5-50 | |
| Output Characteristics | | | | | | | |
| Load voltage (V)(AC peak or DC)(V _L) | | 350 | 350 | 350 | 400 | 400 | |
| Continuous rated load current (mA)(I _L) | SOP | 100 | 80 | 120 | 100 | 100 | |
| | SMD/DIP | 120 | 100 | 120 | 120 | 120 | |
| Peak current (mA)(I _{L-Peak}) | SOP | 120 | 120 | 120 | 120 | 120 | |
| | SMD/DIP | 120 | 120 | 120 | 120 | 120 | |
| On-state resistance Max. (Ω)(R _{ON}) | | 35 | 55 | 22 | 40 | 22 | |
| Off-state leakage current (μA) (I _{LK}) | | 1 | 1 | 1 | 1 | 1 | |
| Turn-on (msec)(T _{ON}) | | 3 | 3 | 3 | 3 | 3 | |
| Turn-off (msec)(T _{OFF}) | | 1 | 1 | 1 | 1 | 1 | |
| Capacitance (pF)(C _{OUT}) | | --- | --- | --- | 70 | --- | |
| Current limit typ. (mA) | | 180 | 180 | 180 | 180 | 180 | |
| Input / Output Characteristics | | | | | | | |
| I/O Capacitance (pF)(C _{I/O}) | | 5 | 5 | 5 | 5 | 5 | |
| I/O Isolation voltage (VAC)(V _{I/O}) | SOP | 2500 | 2500 | 2500 | 2500 | 2500 | |
| | SMD/DIP | 3750 | 3750 | 3750 | 3750 | 3750 | |
| I/O Isolation resistance (GΩ)(R _{I/O}) | | 5 | 5 | 5 | 5 | 5 | |
| Temperature limits | Operating (T _{OP}) | -40°C to +85°C (-40°F to +185°F) | | | | | |
| | Storage (T _{STG}) | -40°C to +100°C (-40°F to +212°F) | | | | | |
| | | | | | | | |



| | | | | | | | |
|---|------------------------------|-----------------------------------|------------------------------|------------------------------|--|--|--|
| Part Number (4 PIN) (6 PIN) (8 PIN) | DIP | EPR | 211AC06000 ----- ----- | 211AF06000 ----- ----- | | | |
| | SMD | | 311AC06X00 ----- ----- | 311AF06X00 ----- ----- | | | |
| | SOP | | ----- ----- ----- | ----- ----- ----- | | | |
| Contact form | 4PIN / 6PIN | | 1A | 1A | | | |
| | 8PIN | | --- | --- | | | |
| Input Characteristics | | | | | | | |
| Forward voltage (V)(V _F) | | | 0.9-1.5 | 0.9-1.5 | | | |
| Reverse voltage at 10μA (V)(V _R) | | | 5 | 5 | | | |
| Control current (mA)(I _F) | | | 5-50 | 5-50 | | | |
| Output Characteristics | | | | | | | |
| Load voltage (V)(AC peak or DC)(V _L) | | | 1200 | 1500 | | | |
| Continuous rated load current (mA)(I _L) | SOP | | --- | --- | | | |
| | SMD/DIP | | 45 | 30 | | | |
| Peak current (mA)(I _{L-Peak}) | SOP | | --- | --- | | | |
| | SMD/DIP | | 100 | 100 | | | |
| On-state resistance Max. (Ω)(R _{ON}) | | | 220 | 220 | | | |
| Off-state leakage current (μA) (I _{LK}) | | | 1 | 1 | | | |
| Turn-on (msec)(T _{ON}) | | | 1.5 | 1.5 | | | |
| Turn-off (msec)(T _{OFF}) | | | 1 | 1 | | | |
| Capacitance (pF)(C _{OUT}) | | | --- | --- | | | |
| Current limit typ. (mA) | | | --- | --- | | | |
| Input / Output Characteristics | | | | | | | |
| I/O Capacitance (pF)(C _{I/O}) | | | 5 | 5 | | | |
| I/O Isolation voltage (VAC)(V _{I/O}) | SOP | | --- | --- | | | |
| | SMD/DIP | | 3750 | 3750 | | | |
| I/O Isolation resistance (GΩ)(R _{I/O}) | | | 5 | 5 | | | |
| Temperature limits | Operating (T _{OP}) | -40°C to +85°C (-40°F to +185°F) | | | | | |
| | Storage (T _{STG}) | -40°C to +100°C (-40°F to +212°F) | | | | | |

X-ON Electronics

Largest Supplier of Electrical and Electronic Components

Click to view similar products for Solid State Relays - PCB Mount category:

Click to view products by Excel Cell Electronic(ECE) manufacturer:

Other Similar products are found below :

[M86F-2W](#) [M90F-2W](#) [M90F-2Y](#) [901-SX](#) [G2-1A07-ST](#) [G2-1A07-TT](#) [G2-1B02-TT](#) [G2-DA06-ST](#) [PLA134S](#) [DS11-1005](#) [AQH3213J](#)
[AQV210EHJ](#) [AQV212J](#) [AQV252GAJ](#) [AQY210ST](#) [AQY221N2SJ](#) [AQY221R2SJ](#) [EFR1200480A150](#) [901-7](#) [LCA220](#) [LCB110S](#) [1618400-5](#)
[SR75-1ST](#) [AQV212AJ](#) [AQV212SXJ](#) [AQV238AD01](#) [AQW414TS](#) [AQY221R2VJ](#) [AQY275AXJ](#) [AQY414SXE01](#) [G2-1A02-ST](#) [G2-1A03-ST](#)
[G2-1A03-TT](#) [G2-1A05-ST](#) [G2-1A06-TT](#) [G2-1A23-TT](#) [G2-1B01-ST](#) [G2-1B01-TT](#) [G2-1B02-ST](#) [G2-DA03-ST](#) [G2-DA03-TT](#) [G2-DA06-TT](#)
[3-1617776-2](#) [CTA2425](#) [LBA110S](#) [LBB110S](#) [LCA110LSTR](#) [LCB126S](#) [WPPM-0626D](#) [WPPM-3526D](#)