

PHOTO-TRANSISTORS FOR INDUSTRIAL AND COMMERCIAL APPLICATIONS



Phototransistors – VTT Series – CR Series

Applications

- Coin counters
- Position sensors
- Remote controllers
- Ambient light sensing
- Street light switching
- Oil burner flame monitoring
- Safety shields
- Margin control-printers
- Monitor paper position and stack height

Features and Benefits

- Low cost visible and near IR photo detection
- Low dark current
- Available in package with integrated visible filtering
- Available in package with integrated IR filtering
- Available in a wide range of packages
- RoHs compliant

Product Description

Phototransistors are photodiode-amplifier combinations integrated within a single silicon chip. The phototransistor can be viewed as a photodiode whose output current is fed into the base of a conventional transistor.

These photodiode-amplifier combinations are put together to overcome the major limitation of photodiodes: unity gain. The typical gain of a phototransistor can range from 100 to over 1500. Many applications demand a greater output than can be generated by a photodiode alone. Even though the signal of a photodiode can be amplified through external circuitry (operational amplifier for example) this is not always cost effective. In such cases, phototransistors provide a lower cost alternative.

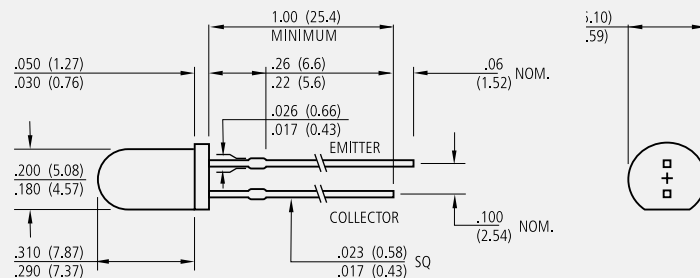
CR50TE



- Surface mounting device
- Solid state ceramic chip
- High thermal conductivity
- Special type (CR50TE-DLF) with daylight filter on request

Figure 1

Package Drawing – VTT Series – T-1 $\frac{3}{4}$ Package



Phototransistors – VTT Series – CR Series

Symbol	Package	Exposed Active Area	Light Current @ 100 fc, V _{CE} = 5 V		Dark Current @ V _{CE} = 10 V		Collector Breakdown @ I _C = 100 μA, 0 fc	Emitter Breakdown @ I _C = 100 μA, 0 fc	Saturation Voltage @ I _C = 100 μA, 100 fc	Rise/Fall Time I _C = 1.0 mA RL = 100 Ω	Angular Response	Spectral Range
			min	max	min	max	V _{BR(CEO)}	V _{BR(CEO)}	V _{CE(SAT)}	Typical	Typical	λ _{RANGE}
Unit		mm ²	I _C	I _{CE}	V _{BR(CEO)}	V _{BR(CEO)}	V _{CE(SAT)}	τ _r /τ _f	θ _{1/2}	°	nm	
			mA	nA	V	V	V	μS				
VTT1222WH	T-1 3/4	0.19	1.9	10 @ VCE = 20V	50	6.0	0.25	2.0	±40	400-1050		
VTT1223WH	T-1 3/4	0.19	1.5	10 @ VCE = 20V	40	6.0	0.25	3.0	±40	400-1050		
VTT1225H	T-1 3/4	0.19	4.0	100	30	5.0	0.25	1.5	±5	400-1050		
VTT1226H	T-1 3/4	0.19	7.5	100	30	5.0	0.25	3.0	±5	400-1050		
VTT1227H	T-1 3/4	0.19	12.0	100	30	5.0	0.25	4.0	±5	400-1050		
VTT3122EH	Coax hermetic	0.19	1.2	100 @ VCE = 20V	40	6.0	0.25	2.5	±8	400-1050		
VTT3123EH	Coax hermetic	0.19	4.0	100	30	4.0	0.25	4.0	±8	400-1050		
VTT3323LAH	Long T-1	0.19	2.0 @ 20 fc	100	30	5.0	0.25	3.0	±10	400-1050		
VTT3324LAH	Long T-1	0.19	4.0 @ 20 fc	100	30	5.0	0.25	4.0	±10	400-1050		
VTT3325LAH	Long T-1	0.19	6.0 @ 20 fc	100	30	5.0	0.25	5.0	±10	400-1050		
VTT3423LAH	Long T-1	0.19	1.0 @ 20 fc	100	30	5.0	0.25	3.0	±10	700-1050		
VTT3424LAH	Long T-1	0.19	2.0 @ 20 fc	100	30	5.0	0.25	4.0	±10	700-1050		
VTT3425LAH	Long T-1	0.19	3.0 @ 20 fc	100	30	5.0	0.25	5.0	±10	700-1050		
VTT7122H	Lateral	0.19	1.0	100	30	5.0	0.25	2.0	±36	400-1050		
VTT7123H	Lateral	0.19	2.0	100	30	5.0	0.25	2.0	±36	400-1050		
VTT7125H	Lateral	0.19	4.5	100	30	5.0	0.25	2.0	±36	400-1050		
VTT7222H	Lateral	0.19	0.9	100	30	5.0	0.25	2.0	±36	700-1050		
VTT7223H	Lateral	0.19	1.8	100	30	5.0	0.25	2.0	±36	700-1050		
VTT7225H	Lateral	0.19	4.0	100	30	5.0	0.25	4.0	±36	700-1050		
VTT1212H	T-1 3/4	0.63	2.0 @ 20 fc	100	30	5.0	0.25	4.0	±10	400-1050		
VTT1214H	T-1 3/4	0.63	4.0 @ 20 fc	100	30	5.0	0.25	6.0	±10	400-1050		
VTT9002H	TO-106 flat	0.63	2.0	100	30	6.0	0.55	4.0	±50	400-1050		
VTT9003H	TO-106 flat	0.63	5.0	100	30	6.0	0.55	6.0	±50	400-1050		
VTT9102H	TO-106 lensed	0.63	6.0	100 @ VCE = 5V	30	4.0	0.55	6.0	±42	400-1050		
VTT9103H	TO-106 lensed	0.63	13.0	100 @ VCE = 5V	30	4.0	0.55	10.0	±42	400-1050		
VTT1015H	TO-46		0.4	25 @ VCE = 20V	40	6.0	0.40	5.0	±35	400-1050		
VTT1016H	TO-46		1.0	25 @ VCE = 20V	30	6.0	0.40	5.0	±35	400-1050		
VTT1017H	TO-46		2.5	25	20	4.0	0.40	8.0	±35	400-1050		
VTT1115H	TO-46 lensed		1.0 @ 20 fc	100	30	6.0	0.40	5.0	±15	400-1050		
VTT1116H	TO-46 lensed		2.0 @ 20 fc	100	30	4.0	0.40	8.0	±15	400-1050		
VTT1117H	TO-46 lensed		4.0 @ 20 fc	100	30	4.0	0.40	8.0	±15	400-1050		
VTT9812FH	T-1 3/4 flat	0.19	0.10	100	30	5.0	0.25	1.5	±56	450-700		
CR50TE	Ceramic SMD (A2)	0.18		400 @ VCE = 20V	40		0.3 @ I _C = 2 mA	4.0 @ RL = 50 Ω	Wide viewing angle	400-1070		

Figure 2

Package Drawing – VTT Series – T-1 Package

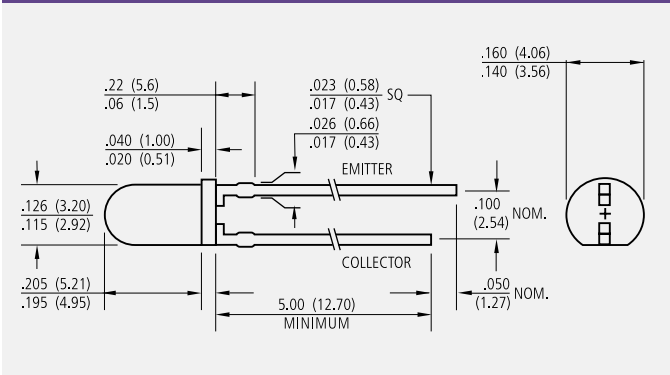
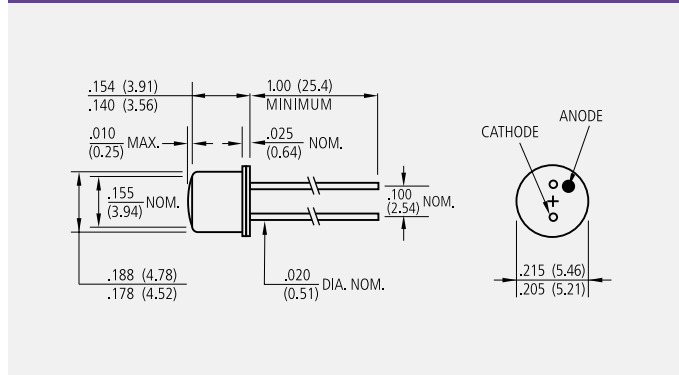


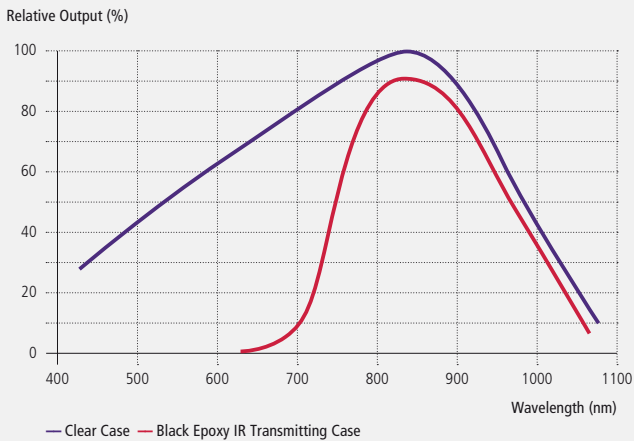
Figure 3

Package Drawing – VTT Series – TO-46 Package



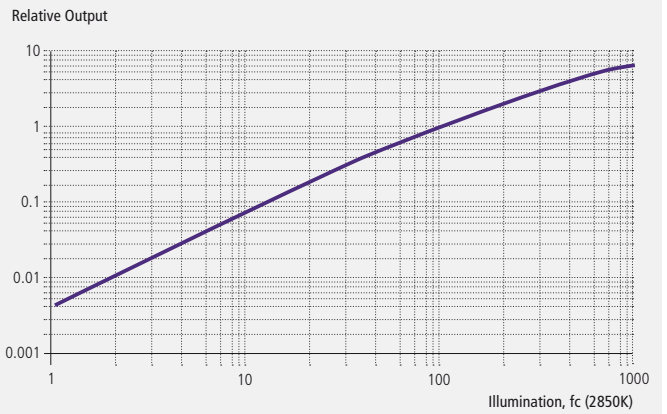
Graph 1

Rel. Spectral Response (Referred to Peak Response of Clear Case)



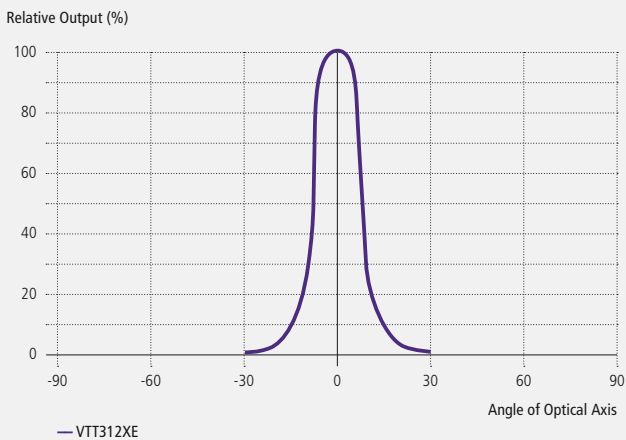
Graph 2

Relative Output vs. Illumination (Normalized at 100 fc)



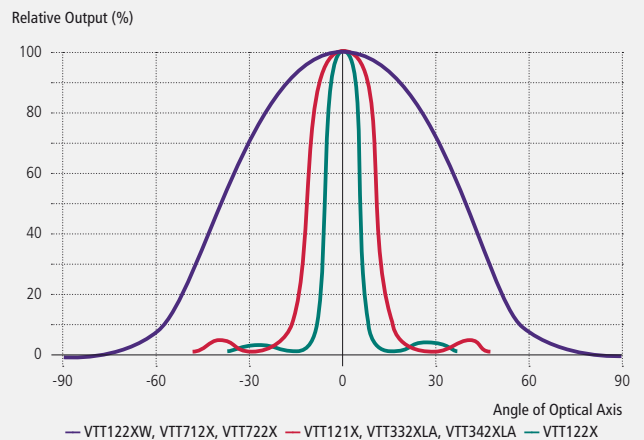
Graph 3

Angular Response Coax Packages



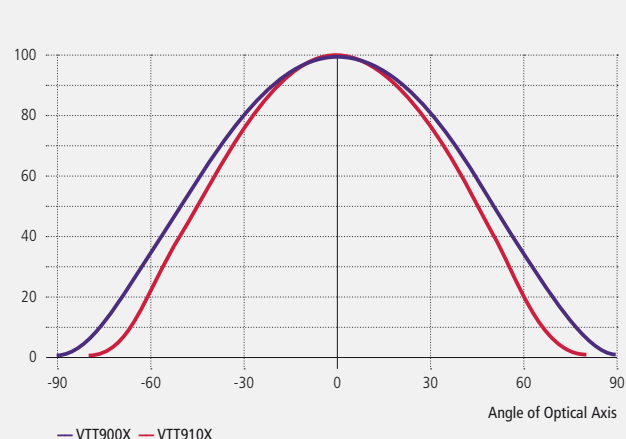
Graph 4

Angular Response Molded Epoxy Packages



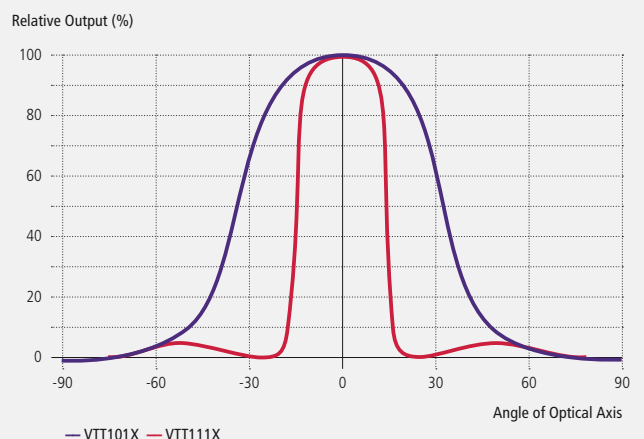
Graph 5

Angular Response Ceramic Packages



Graph 6

Angular Response 10-46 Packages



X-ON Electronics

Largest Supplier of Electrical and Electronic Components

Click to view similar products for [Phototransistors](#) category:

Click to view products by [Excelitas](#) manufacturer:

Other Similar products are found below :

[LTR-5576D](#) [PT17-21B/L41/TR8](#) [PT908-7B-F](#) [ASDL-6620-C22](#) [OED-ST-8LR2](#) [OED-STR44B90-TR](#) [SD5410-109](#) [PT26-21C/CT](#) [PT15-21B-TR8](#) [PT-IC-AC-3528-520](#) [PT-IC-BC-3528-550](#) [PT26-21C/TR8](#) [PT5529B/L2/H2-F](#) [PT91-21C/TR10](#) [BP 103-3/4](#) [BPY 62](#) [KPS-3227SP1C](#) [L-53P3BT](#) [L-53P3C](#) [L-93DP3BT](#) [L-93DP3C](#) [LL-503PTC2E-1AD](#) [LL-S150PTC-1A](#) [LL-S150PTD-1A](#) [SFH 320](#) [SFH 320-3](#) [SFH 320 FA](#) [OP508FA](#) [TEMT1030](#) [LTR-301](#) [PGM5516](#) [PGM5516-MP](#) [PGM5526-MP](#) [PGM5537-MP](#) [PGM5549](#) [PGM5549-MP](#) [PGM5637D](#) [PGM5639D](#) [VTT7125H](#) [VEMT4700F-GS08](#) [PT19-21B/L41/TR8](#) [KP-2012P3C](#) [TEKT5400S](#) [SD1410-128L](#) [SFH 320 FA-4-Z](#) [SFH 313 FA-2/3](#) [SFH 320-4-Z](#) [SFH 309 FA-5/6](#) [PT4800FE000F](#) [SFH 309-5/6](#)