

7. Screwdrivers, keys and bits

▶ PROTWIST screwdrivers 308



Sets and Modules 310
Screwdrivers 311

▶ 1000 V insulated screwdrivers 320



Sets and Modules 320
Screwdrivers 321
Screwdrivers for terminals 323

▶ ISORYL screwdrivers 324



▶ Wood-handle screwdrivers 326



▶ Miscellaneous screwdrivers 328



Multi-blade screwdrivers 328
Protwist ratchet bit drivers 330
Protwist bit holders 330
Voltage-tester screwdrivers 331
Magnetiser / Demagnetiser 331
Screw starters 331
Offset screwdrivers 332


▶ Key sets 334



▶ Hexagonal keys 337



▶ TORX® keys 340



▶ Nut spinners - Tee-handle keys 341



▶ Special pattern keys 343



▶ Standard bits 345



Series 1 – ¼" drive 345
Series 6 – ¼" drive with groove 349
Series 2 – 5/16" drive 351
Bit sets and modules 354

▶ Torsion bits 355



Series 1 – ¼" drive 356
Series 6 – ¼" drive 357

▶ Titanium torsion bits 356



Series 1 – ¼" drive 356
Series 6 – ¼" drive 357

▶ Bit holders and accessories 358



Manual screw driving 358
Non-impact power-assisted screw driving 360

▶ Impact bits 362



Series 2 – 5/16" drive 362
Series 3 – 1/2" drive 363
Bit sets 365

▶ Impact screwdrivers 366



3/8" series 366
1/2" series 367

▶ 692 Section 17 0-series bits 4 mm drive



Ratchet bit drivers



High performance 45-tooth ratchet

Advantages


Protwist[®]

- ▶ Saves time
- ▶ Very low ratchet return-stroke torque
- ▶ 8 screwdriver bits
- ▶ Ergonomic bi-material handle
- ▶ Smart storage: bits are easy to pick-up and return



N **330**

Torx Plus



New patterns, new tools

TORXplus[®]



Torx Plus



Torx plus TAMPER RESISTANT

Advantages

- ▶ Tools for TorxPlus patterns
- ▶ Higher torque transfer
- ▶ No risk of slippage



N **305**

*Comfortable,
strong and durable*

Protwist

Advantages

- ▶ Ergonomic handle
- ▶ Strong, comfortable grip
- ▶ Accurate black-tipped blade
- ▶ Powerful carbon silicon steel blade
- ▶ Colour coded



N 308



New Screwdriver

Protwist®



CARBON SILICIUM

GOOD TORQUE TRANSMISSION AND FAST SCREWING SPEED

Natural grip, excellent comfort

- Efficient pre-tightening.
- Comfortable high torque action.
- Easier torque transfer.

Strong, comfortable grip and long-lasting performance

Soft polyurethane zone, polyamide core for high resistance to:

- Impact and stress.
- Abrasion and chemical agents.



Five handle sizes to suit the tip size

- Small sizes have a long, thin body for a faster screwing action.
- Larger sizes have a wider gripping surface for a firmer hold and maximum torque transfer.



Silicon carbon steel blades

- Very strong.
- Excellent resistance to bending.

Black tip : no risk of flaking and guaranteed accuracy

- Retains the dimensional accuracy of the machined tip.
- No chromium deposits in the environment.
- No weakening due to hydrogen release during chromium plating.




















Screwdrivers




Choosing the right blade for your needs

The Protwist® range, an ideal combination of blade types and tip patterns to choose from. Over 200 references to cover all your needs.

							
	Short blade AN	Round blade, sand-blasted tip AS	Round blade, black tip AN	Hexagonal blade AW	Hexagonal blade with bolster AWH	1,000 V insulated blade A.VE	Hexagonal blade AWHH AWSH
	Awkward spaces	Frequent use	Intensive use	High torque	Added torquing power with a wrench	Live working	Hexagon socket heads
	10 refs 7 tips	24 refs 20 tips	90 refs 59 tips	18 refs 14 tips	16 refs 14 tips	31 refs 23 tips	14 refs 7 tips
	4 → 6,5 mm ⇒ x 4	2,5 → 10 mm ⇒ x 11	2 → 10 mm ⇒ x 30	4 → 12 mm ⇒ x 10	5,5 → 14 mm ⇒ x 8	2 → 12 mm ⇒ x 18	
	1 → 2 ⇒ x 3	0 → 3 ⇒ x 4	0 → 4 ⇒ x 10	1 → 4 ⇒ x 4	1 → 4 ⇒ x 4	0 → 4 ⇒ x 5	
	1 → 2 ⇒ x 3	0 → 3 ⇒ x 4	0 → 4 ⇒ x 9	1 → 4 ⇒ x 4	1 → 4 ⇒ x 4	0 → 3 ⇒ x 4	
		10 → 30 ⇒ x 5	6 → 40 ⇒ x 12				
			10 → 40 ⇒ x 7				
			5 → 40 ⇒ x 12				
			10 → 40 ⇒ x 7				
			1 → 3 ⇒ x 3				
<i>Borneo</i> 						1 → 2 ⇒ x 4	
							2 → 8 mm ⇒ x 14

Colour coding for immediate identification of all Protwist® screwdrivers.



► PROTWIST® screwdriver sets and modules

Protwist® screwdriver sets

Code	Qty	Contents
AND.J5	5	⊕ ANDOX75 - AND1X100 - AND2X125 - AND3X150 - AND4X200
ANP.J5	5	⊕ ANPOX75 - ANP1X100 - ANP2X125 - ANP3X150 - ANP4X200
ANX.J6	6	★ ANX10X75 - ANX15X75 - ANX20X100 - ANX25X100 - ANX30X125 - ANX40X150
ANXP.J6	6	★ ANXP10X75 - ANXP15X75 - ANXP20X100 - ANXP25X100 - ANXP30X125 - ANXP40X150
ANXR.J5	5	⊕ ANXR10X75 - ANXR15X75 - ANXR20X100 - ANXR25X100 - ANXR30X125
ANXRP.J5	5	⊕ ANXRP10X75 - ANXRP15X75 - ANXRP20X100 - ANXRP25X100 - ANXRP30X125
ANP.J6	6	● AN3,5X75 - AN4X100 - AN5,5X150 - AN6,5X150 ⊕ ANP1X100 - ANP2X125
AND.J6	6	● AN3,5X75 - AN4X100 - AN5,5X150 - AN6,5X150 ⊕ AND1X100 - AND2X125
AN.J10	10	● AN3,5X75 - AN4X100 - AN5,5X150 - ANF6,5X150 - AW8X150 - AW10X200 ⊕ ANP1X100 - ANP2X125 ⊕ AND1X100 - AND2X125
AWP.J6	6	● AW4X100 - AW5,5X150 - AW6,5X150 - AW8X200 ⊕ AWP1X100 - AWP2X125
AWD.J6	6	● AW4X100 - AW5,5X150 - AW6,5X150 - AW8X200 ⊕ AWD1X100 - AWD2X125
ANWH.J13	13	● AN3,5X75 - AN4X100 - AN5,5X100 - AW6,5X150 - AWH8X150 - AWH10X200 - AN4X25 - AN6,5X35 ⊕ ANP1X100 - ANP2X125 - ANP2X35 ⊕ AND1X100 - AND2X125



Code	Description
CKS.13B	Tool rack
CKS.82A	Tool rack
CKS.83A	Tool rack
CKS.16A	Tool rack
N.38A-6C	Nylon wallet
N.38A-9B	Nylon wallet

Protwist® screwdriver modules

Code	Qty	Contents	Tray
MOD.A1	8	● AN3X75 - AN3,5X100 - AN4X100 - AN5,5X125 - AWH6,5X150 - AWH8X175 ⊕ ANP1X100 - ANP2X125	PL.325
MODM.A1	8	● AN3X75 - AN3,5X100 - AN4X100 - AN5,5X125 - AWH6,5X150 - AWH8X175 ⊕ ANP1X100 - ANP2X125	PM.MODA1
MOD.A2	8	● AN2X75 - AN2,5X75 - AWDH3X150 ⊕ ANPOX75 ⊕ ANDOX75 - AND1X100 - AND2X125	PL.631
MOD.A3	8	● AN4X25 - AN5,5X35 ⊕ ANPOX75 - ANP1X25 ⊕ ANDOX75 - AND1X100 - AND2X125 - AND2X35	PL.326
MODM.A3	9	● AN4X25 - AN5,5X35 ⊕ ANPOX75 - ANP1X25 ⊕ ANDOX75 - AND1X100 - AND2X125 - AND2X35	PM.MODA3
MOD.ANXR	7	⊕ ANXR10X75 - ANXR15X75 - ANXR20X100 - ANXR25X100 - ANXR27X100 - ANXR30X125 - ANXR40X150	PL.327
MOD.ANX	7	★ ANX10X75 - ANX15X75 - ANX20X100 - ANX25X100 - ANX27X100 - ANX30X125 - ANX40X150	PL.327



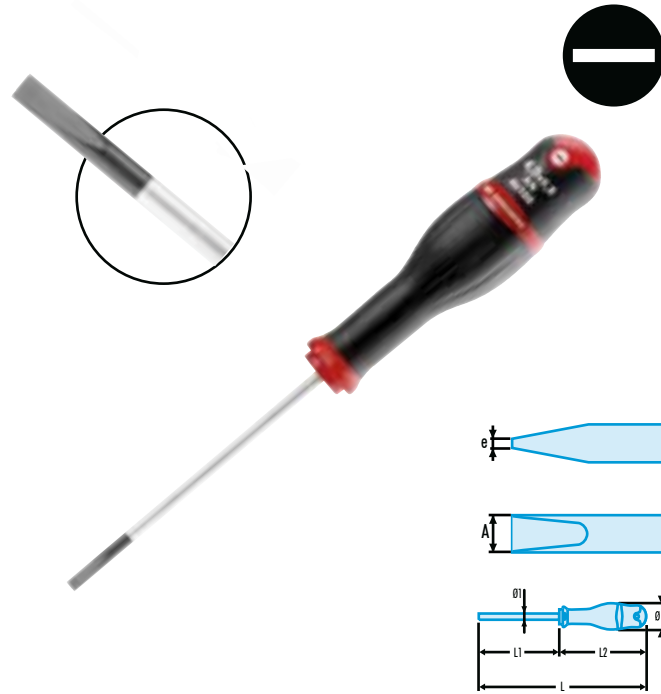
Screwdrivers

▶ Protwist® screwdrivers for slotted heads

AN For slotted heads - machined blades

- Round shank allows reach into recesses.
- Matt chrome blade, hardened black tip.
- Extra-long blades for increased accessibility.


➤	E x A mm	Ø1 x L1 mm	Ø2 x L2 mm	L mm	ΔΔ g
AN2X75	0,4 x 2,0	2,0 x 75	19 x 94	169	18
AN2,5X50	0,4 x 2,5	2,5 x 50	19 x 94	144	20
AN2,5X75	0,4 x 2,5	2,5 x 75	19 x 94	169	21
AN3X75	0,5 x 3,0	3,0 x 75	25 x 103	178	32
AN3X100	0,5 x 3,0	3,0 x 100	25 x 103	203	33
AN3,5X75	0,6 x 3,5	3,5 x 75	25 x 103	178	41
AN3,5X100	0,6 x 3,5	3,5 x 100	25 x 103	203	43
AN3,5X250	0,6 x 3,5	3,5 x 250	25 x 103	353	55
AN4X100	0,8 x 4,0	4,0 x 100	30 x 109	209	47
AN4X150	0,8 x 4,0	4,0 x 150	30 x 109	259	52
AN4X200	0,8 x 4,0	4,0 x 200	30 x 109	309	57
AN4X300	0,8 x 4,0	4,0 x 300	30 x 109	409	120
AN5,5X100	1,0 x 5,5	5,5 x 100	30 x 109	209	82
AN5,5X125	1,0 x 5,5	5,5 x 125	30 x 109	234	87
AN5,5X150	1,0 x 5,5	5,5 x 150	30 x 109	259	91
AN5,5X200	1,0 x 5,5	5,5 x 200	30 x 109	309	105
AN5,5X300	1,0 x 5,5	5,5 x 300	30 x 109	409	130
AN6,5X125	1,2 x 6,5	6,5 x 125	36 x 120	245	132
AN6,5X150	1,2 x 6,5	6,5 x 150	36 x 120	270	140
AN6,5X200	1,2 x 6,5	6,5 x 200	36 x 120	320	153
AN6,5X300	1,2 x 6,5	6,5 x 300	36 x 120	420	180



ANF For slotted heads - forged blades

- Optimum tip grain structure for exceptional torsional strength.
- Matt chrome blade, hardened black tip.
- Extra-long blades for increased accessibility.

➤	e x A mm	Ø1 x L1 mm	Ø2 x L2 mm	L mm	ΔΔ g
ANF4X100	0,8 x 4,0	4,0 x 100	30 x 109	209	47
ANF5,5X100	1,0 x 5,5	5,5 x 100	30 x 109	209	76
ANF5,5X150	1,0 x 5,5	5,5 x 150	30 x 109	259	84
ANF6,5X100	1,2 x 6,5	6,0 x 100	36 x 120	220	120
ANF6,5X150	1,2 x 6,5	6,0 x 150	36 x 120	270	131
ANF8X150	1,2 x 8,0	7,0 x 150	40 x 125	275	149
ANF8X200	1,2 x 8,0	7,0 x 200	40 x 125	325	164
ANF10X200	1,6 x 10,0	9,0 x 200	40 x 125	325	214
ANF10X250	1,6 x 10,0	9,0 x 250	40 x 125	375	268

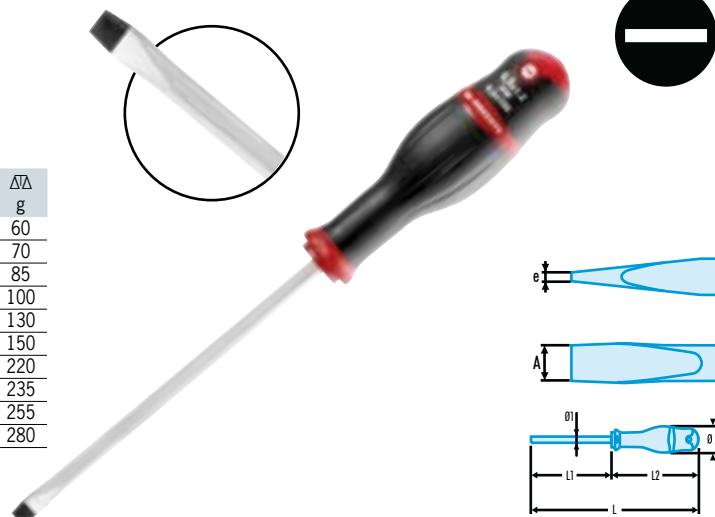


Screwdrivers

AW For slotted heads - hexagonal blades

- Hexagonal blades for optimum resilience and performance.
- Matt chrome blade, hardened black tip.
- Extra-long blades for increased accessibility.

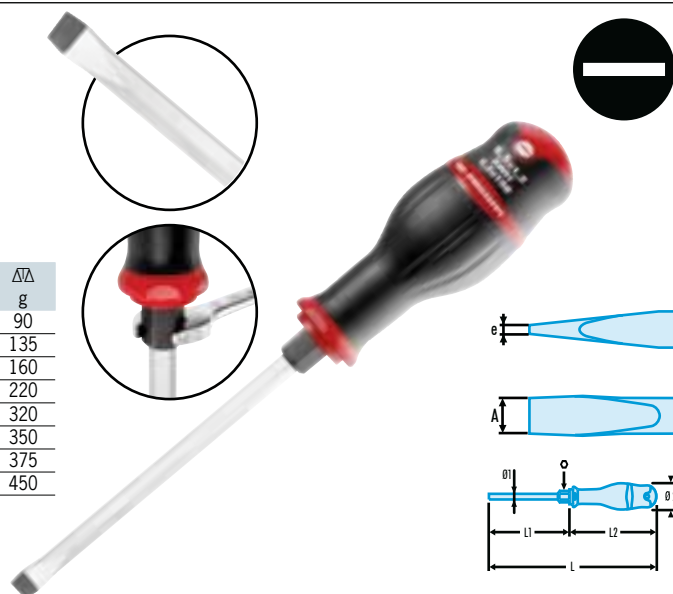
➤	E x A mm	⌀ 1 x 1L mm	⌀2 x L2 mm	L mm	ΔΔ g
AW4X100	0,8 x 4,0	4,0 x 100	30 x 109	209	60
AW4X150	0,8 x 4,0	4,0 x 150	30 x 109	259	70
AW5,5X100	1,0 x 5,5	5,0 x 100	30 x 109	209	85
AW5,5X150	1,0 x 5,5	5,0 x 150	30 x 109	259	100
AW6,5X125	1,2 x 6,5	6,0 x 125	36 x 120	245	130
AW6,5X150	1,2 x 6,5	6,0 x 150	36 x 120	270	150
AW8X150	1,2 x 8,0	7,0 x 150	40 x 125	275	220
AW8X200	1,2 x 8,0	7,0 x 200	40 x 125	300	235
AW10X200	1,6 x 10,0	9,0 x 200	40 x 125	325	255
AW12X250	2,0 x 12,0	10,0 x 250	40 x 125	375	280



AWH Power series for slotted heads

- Hexagon blade with bolster for unscrewing tight screws.
- Matt chrome blade, hardened black tip.
- Extra-long blades for increased accessibility.

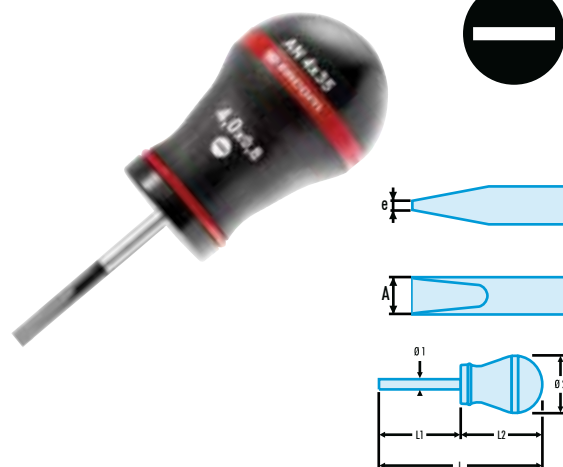
➤	e x A mm	⌀ 1 x 1L mm	⌀2 x L2 mm	L mm	⌀ _h mm	ΔΔ g
AWH5,5X125	1,0 x 5,5	5,0 x 125	30 x 109	234	8	90
AWH6,5X150	1,2 x 6,5	6,0 x 150	36 x 120	270	10	135
AWH8X175	1,2 x 8,0	7,0 x 175	40 x 125	300	11	160
AWH8EX175	1,6 x 8,0	8,0 x 175	40 x 125	300	12	220
AWH10X175	1,6 x 10,0	9,0 x 175	40 x 125	300	14	320
AWH12x200	2,0 x 12,0	10,0 x 200	40 x 125	325	14	350
AWH12X250	2,0 x 12,0	10,0 x 250	40 x 125	375	14	375
AWH14X250	2,5 x 14,0	12,0 x 250	40 x 125	375	16	450



AN For slotted heads - short blades

- Short round blade and stubby handle for working in confined spaces.
- Steel, chromium, silicon, manganese.

➤	E x A mm	⌀1 x L1 mm	⌀2 x L2 mm	L mm	ΔΔ g
AN4X25	0,8 x 4,0	4,0 x 25	36 x 56	81	35
AN4X35	0,8 x 4,0	4,0 x 35	36 x 56	91	36
AN5,5X35	1,0 x 5,5	5,5 x 35	36 x 56	91	41
AN6,5X35	1,2 x 6,5	6,5 x 35	36 x 56	91	46




Screwdrivers



Choosing the right screwdriver for cross-heads

POWER - DURABILITY - QUALITY



PHILLIPS® PH



POZIDRIV® PZ

The two main cross-head types have very different profiles. Choosing the right screwdriver is crucial for :

- Extending tool life.
- Protecting screw patterns.
- Transmitting maximum torque without wear, particularly with difficult fasteners.

Each tip pattern has a different colour code to help you choose the right screwdriver.


Yellow for PHILLIPS® screwdrivers and blue for POZIDRIV® screwdrivers.

A pictogram of the pattern is also shown on the colour coded end.



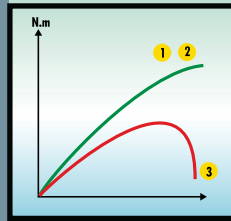
SMALL DIFFERENCES CAN HAVE A BIG EFFECT

Correct patterns and sizes.



1

2




Screwdriver-to-fastener torque transmission.


Incorrect patterns or sizes.



3



Using the right screwdriver for the fastener optimises contact areas and transmits maximum torque.



Using the wrong screwdriver reduces contact areas, increases risk of wear or breakage (worn tips, broken fins) which can damage fasteners and assemblies, and may even cause injury.



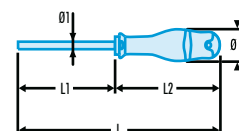
Screwdrivers

▶ Protwist® screwdrivers for Phillips® heads

ANP For Phillips® heads - round blades

- Extra-long blades for increased accessibility.
- Matt chrome blade, hardened black tip.

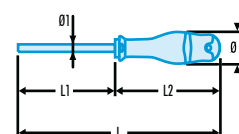

➤	Phillips® no.	Ø1 x L1 mm	Ø2 x L2 mm	L mm	ΔΔ g
ANPOX75	PH.0	3,0 x 75	25 x 103	178	45
ANP1X75	PH.1	4,5 x 75	30 x 109	184	73
ANP1X100	PH.1	4,5 x 100	30 x 109	209	76
ANP1X250	PH.1	4,5 x 250	30 x 109	359	99
ANP2X100	PH.2	6,0 x 100	36 x 120	220	120
ANP2X125	PH.2	6,0 x 125	36 x 120	245	126
ANP2X250	PH.2	6,0 x 250	36 x 120	370	153
ANP2X400	PH.2	6,0 x 400	36 x 120	520	186
ANP3X150	PH.3	8,0 x 150	40 x 125	275	194
ANP4X200	PH.4	10,0 x 200	40 x 125	325	277



AWP For Phillips® heads - hexagonal blades

- Hexagonal blades for optimum resilience and performance.
- Matt chrome blade, hardened black tip.

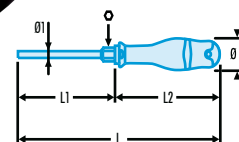

➤	Phillips® no.	● 1 x 1L mm	Ø2 x L2 mm	L mm	ΔΔ g
AWP1X100	PH.1	5,0 x 100	30 x 109	209	80
AWP2X125	PH.2	6,0 x 125	36 x 120	245	130
AWP3X150	PH.3	8,0 x 150	40 x 125	275	200
AWP4X200	PH.4	10,0 x 200	40 x 125	325	280



AWPH For Phillips® heads - power series

- Hexagon blade with bolster for unscrewing tight screws.
- Matt chrome blade, hardened black tip.

➤	Phillips® no.	● 1 x 1L mm	Ø2 x L2 mm	L mm	⊘ mm	ΔΔ g
AWPH1X100	PH.1	5,0 x 100	30 x 109	209	8	70
AWPH2X125	PH.2	6,0 x 125	36 x 120	245	10	130
AWPH3X150	PH.3	8,0 x 150	40 x 125	275	12	200
AWPH4X200	PH.4	10,0 x 200	40 x 125	325	14	280

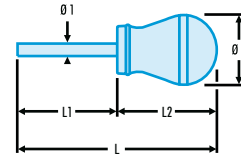


Screwdrivers

ANP For Phillips® heads - short blades

- Short blade and stubby handle for working in confined spaces.
- Matt chrome blade, hardened black tip.

Φ	Phillips® no.	Ø1 x L1 mm	Ø2 x L2 mm	L mm	ΔΔ g
ANP1X25	PH.1	4,5 x 25	36 x 56	81	38
ANP1X35	PH.1	4,5 x 35	36 x 56	91	39
ANP2X35	PH.2	6,0 x 35	36 x 56	91	44

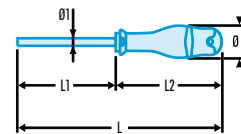



▶ Protwist® screwdriver for Pozidriv® heads

AND For Pozidriv® heads - round blades

- Round matt chrome blade.
- Hardened black tip.

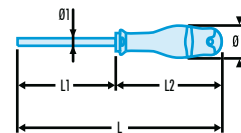
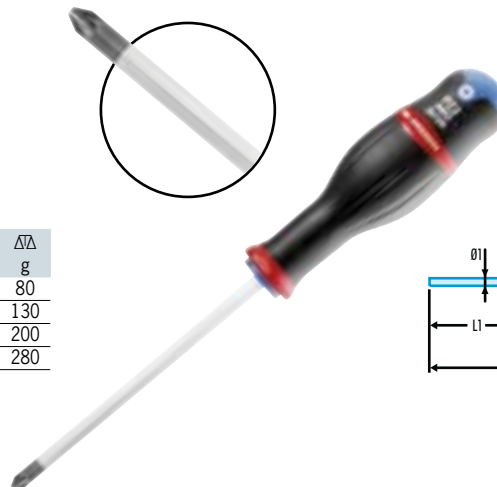
Φ	Pozidriv® no.	Ø1 x L1 mm	Ø2 x L2 mm	L mm	ΔΔ g
ANDOX75	PZ.0	3,0 x 75	25 x 103	178	45
AND1X75	PZ.1	4,5 x 75	30 x 109	184	73
AND1X100	PZ.1	4,5 x 100	30 x 109	209	76
AND1X250	PZ.1	4,5 x 250	30 x 109	359	99
AND2X100	PZ.2	6,0 x 100	36 x 120	220	120
AND2X125	PZ.2	6,0 x 125	36 x 120	245	126
AND2X250	PZ.2	6,0 x 250	36 x 120	370	153
AND3X150	PZ.3	8,0 x 150	40 x 125	275	194
AND4X200	PZ.4	10,0 x 200	40 x 125	325	277



AWD For Pozidriv® heads - hexagonal blades

- Hexagonal blades for optimum resilience and performance.
- Matt chrome blade, hardened black tip.

Φ	Pozidriv® no.	Ø1 x L1 mm	Ø2 x L2 mm	L mm	ΔΔ g
AWD1X100	PZ.1	5,0 x 100	30 x 109	209	80
AWD2X125	PZ.2	6,0 x 125	36 x 120	245	130
AWD3X150	PZ.3	8,0 x 150	40 x 125	275	200
AWD4X200	PZ.4	10,0 x 200	40 x 125	325	280

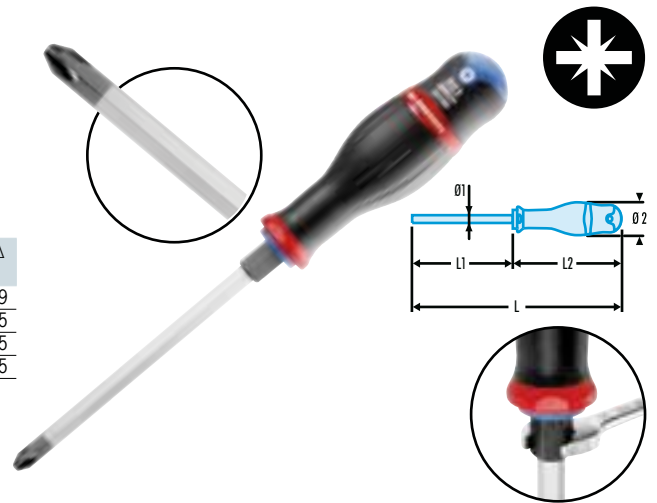


Screwdrivers

AWDH For Pozidriv® heads - power series

- Hexagon blade with bolster for unscrewing tight screws.
- Matt chrome blade, hardened black tip.

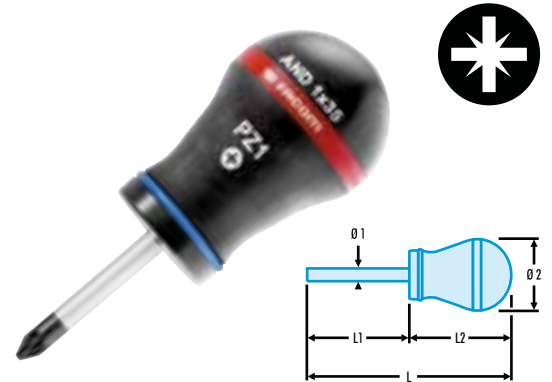
AWDH	Pozidriv® no.	Ø1 x L1 mm	Ø2 x L2 mm	L mm	Ø mm	ΔΔ g
AWDH1X100	PZ.1	5,0 x 100	30 x 109	209	8	209
AWDH2X125	PZ.2	6,0 x 125	36 x 120	245	10	245
AWDH3X150	PZ.3	8,0 x 150	40 x 125	275	12	275
AWDH4X200	PZ.4	10,0 x 200	40 x 125	325	14	325



AND For Pozidriv® heads - short blades

- Short round blade and stubby handle for working in confined spaces.
- Matt chrome blade, hardened black tip.

AND	Pozidriv® no.	Ø1 x L1 mm	Ø2 x L2 mm	L mm	ΔΔ g
AND1X25	PZ.1	4,5 x 25	36 x 56	81	38
AND1X35	PZ.1	4,5 x 35	36 x 56	91	40
AND2X35	PZ.2	6,0 x 35	36 x 56	91	45

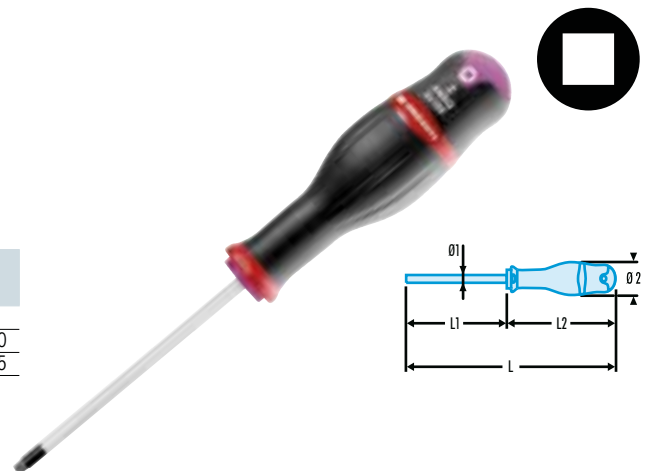


▶ Protwist® screwdrivers for square drive heads

ANSQ For square drive heads

- Matt chrome blade, hardened black tip.

ANSQ	Robertson® n°	Ø2 x L2 mm	Ø2 x L2 mm	Ø1 x L1 mm	ΔΔ g
ANSQ1X75	SQ 1	30 x 109	30 x 109	184	73
ANSQ2X100	SQ 2	36 x 120	220	220	5,0 x 100
ANSQ3X125	SQ 3	40 x 125	250	250	6,0 x 125



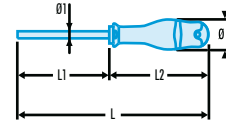

Screwdrivers

▶ Protwist® screwdrivers for Torx® and Resistorx® heads

ANN for Torx® heads

- Meets Torx® specifications.
- Matt chrome blade, hardened black tip.

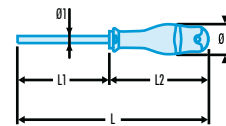

⇒	Torx N°	Ø1 x L1 mm	I* mm	Ø2 x L2 mm	L mm	ΔΔ g
ANX6X50	T.6	2,5 x 50	1,65	19 x 94	144	20
ANX7X50	T.7	2,5 x 50	1,97	19 x 94	144	20
ANX8X50	T.8	2,5 x 50	2,30	25 x 103	153	35
ANX9X75	T.9	3,0 x 75	2,48	25 x 103	178	45
ANX10X75	T.10	3,0 x 75	2,74	30 x 109	184	50
ANX15X75	T.15	3,5 x 75	3,26	30 x 109	184	61
ANX20X100	T.20	4,0 x 100	3,84	36 x 120	220	67
ANX20X150	T.20	4,0 x 150	3,84	36 x 120	270	73
ANX25X100	T.25	5,0 x 100	4,40	36 x 120	220	113
ANX27X100	T.27	5,5 x 100	4,96	36 x 120	220	113
ANX30X125	T.30	6,0 x 125	5,49	36 x 120	245	126
ANX40X150	T.40	7,0 x 150	6,60	40 x 125	275	173



ANXP for Torx Plus® heads

- Meets Torx Plus® specifications.
- Matt chrome blade, hardened black tip.

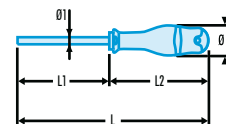

⇒	Torx® n°	I* mm	Ø1 x L1 mm	Ø2 x L2 mm	L mm	ΔΔ g
ANXP5X50	IP 5	1,42	2,5 x 50	19 x 95	144	20
ANXP6X50	IP 6	1,65	2,5 x 50	19 x 95	144	20
ANXP7X50	IP 7	1,97	2,5 x 50	19 x 95	144	20
ANXP8X50	IP 8	2,30	2,5 x 50	25 x 103	153	35
ANXP9X75	IP 9	2,48	3,0 x 75	25 x 103	178	45
ANXP10X75	IP 10	2,74	3,0 x 75	30 x 109	184	50
ANXP15X75	IP 15	3,26	3,5 x 75	30 x 110	184	61
ANXP20X100	IP 20	3,84	4,0 x 100	36 x 120	220	67
ANXP25X100	IP 25	4,40	5,0 x 100	36 x 120	220	113
ANXP27X100	IP 27	4,96	5,5 x 100	36 x 120	220	113
ANXP30X125	IP 30	5,49	6,0 x 125	36 x 120	245	126
ANXP40X150	IP 40	6,60	7,0 x 150	40 x 125	275	173



ANXR For Resistorx® heads

- Meets Resistorx® specifications.
- Matt chrome blade, hardened black tip.

⇒	Resistorx® n°	I* mm	Ø1 x L1 mm	Ø2 x L2 mm	L mm	ΔΔ g
ANXR10X75	TT 10	2,74	3,0 x 75	25 x 109	184	50
ANXR15X75	TT 15	3,26	3,5 x 75	30 x 110	185	61
ANXR20X100	TT 20	3,84	4,0 x 100	36 x 120	220	67
ANXR25X100	TT 25	4,40	5,0 x 100	36 x 120	220	113
ANXR27X100	TT 27	4,96	5,5 x 100	36 x 120	220	113
ANXR30X125	TT 30	5,49	6,0 x 125	36 x 120	245	126
ANXR40X150	TT 40	6,60	7,0 x 150	40 x 125	275	173



Screwdrivers

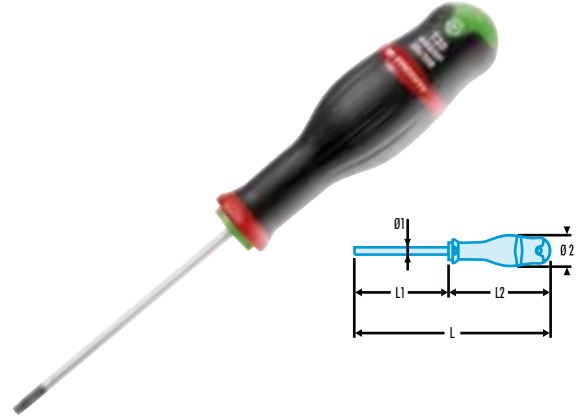
Screwdrivers, keys and bits

ANXRP for Torx Plus® Tamper Resistant heads

- Meets Torx Plus® specifications.
- Matt chrome blade, hardened black tip.



Resistorx® n°	T	mm	Ø1 x L1 mm	Ø2 x L2 mm	L mm	ΔΔ g
ANXRP10X75	T 10	2,74	3,0 x 75	30 x 109	184	50
ANXRP15X75	T 15	3,26	3,5 x 75	30 x 110	185	61
ANXRP20X100	T 20	3,84	4,0 x 100	36 x 120	220	67
ANXRP25X100	T 25	4,40	5,0 x 100	36 x 120	220	113
ANXRP27X100	T 27	4,96	5,5 x 100	36 x 120	220	113
ANXRP30X125	T 30	5,49	6,0 x 125	36 x 120	245	126
ANXRP40X140	T 40	6,60	7,0 x 150	40 x 125	275	173



► Set of Protwist® screwdrivers - sand-blasted tips

6-piece set of screwdrivers for slotted and Phillips® heads

ASP.J6

Qty	Contents
6	● AS3,5X75 - AS4X100 - AS5,5X100 - ASF6,5X150 ● ASP1X100 - ASP2X125



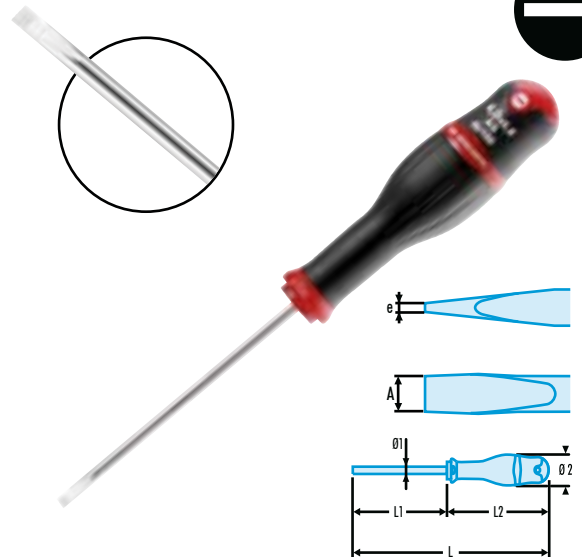
► Protwist® screwdrivers - sand-blasted tips

AS - ASF For slotted heads

- Shiny chrome blade, sand-blasted tip.
- AS : machined blades - ASF : forged blades.



E x A mm	Ø1 x L1 mm	Ø2 x L2 mm	L mm	ΔΔ g
AS2,5X75	0,4 x 2,5	2,5 x 75	19 x 95	21
AS3,5X75	0,6 x 3,5	3,5 x 75	25 x 104	41
AS3,5X100	0,6 x 3,5	3,5 x 100	25 x 104	43
AS4X100	0,8 x 4,0	4,0 x 100	30 x 109	47
AS5,5X100	1,0 x 5,5	5,5 x 100	30 x 110	82
AS5,5X150	1,0 x 5,5	5,5 x 150	30 x 110	260
AS6,5X150	1,2 x 6,5	6,5 x 150	36 x 120	140
ASF5,5X100	1,0 x 5,5	5,0 x 100	30 x 110	76
ASF6,5X150	1,2 x 6,5	6,0 x 150	36 x 120	120
ASF8X150	1,2 x 8,0	7,0 x 150	40 x 125	149
ASF10X200	1,6 x 10,0	9,0 x 200	40 x 125	214

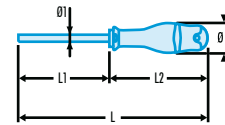



Screwdrivers

ASP for Phillips® heads

- Shiny chrome blade, sand-blasted tip.

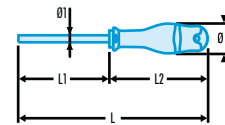

➤	Phillips® n°	Ø1 x L1 mm	Ø2 x L2 mm	L mm	ΔΔ g
ASPOX75	PH 0	3,0 x 75	25 x 104	179	45
ASP1X100	PH 1	4,5 x 100	30 x 110	210	76
ASP2X125	PH 2	6,0 x 125	36 x 120	245	126
ASP3X150	PH 3	8,0 x 150	40 x 125	275	194



ASD for Pozidriv® heads

- Shiny chrome blade, sand-blasted tip.

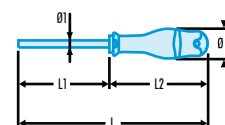

➤	Pozidriv® n°	Ø1 x L1 mm	Ø2 x L2 mm	L mm	ΔΔ g
ASDOX75	PZ 0	3,0 x 75	25 x 104	179	45
ASD1X100	PZ 1	4,5 x 100	30 x 110	210	76
ASD2X125	PZ 2	6,0 x 125	36 x 120	245	126
ASD3X150	PZ 3	8,0 x 150	40 x 125	275	194



ASX for Torx® heads

- Meets Torx® specifications.
- Shiny chrome blade, sand-blasted tip.

➤	Torx® n°	I★ mm	Ø1 x L1 mm	Ø2 x L2 mm	L mm	ΔΔ g
ASX10X75	T 10	2,74	3,0 x 75	30 x 109	184	50
ASX15X75	T 15	3,26	3,5 x 75	30 x 110	185	61
ASX20X100	T 20	3,84	4,0 x 100	36 x 120	220	73
ASX25X100	T 25	4,40	5,0 x 100	36 x 120	220	113
ASX30X125	T 30	5,49	6,0 x 125	36 x 120	245	126



New Screwdriver

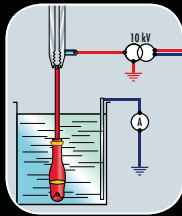
Protwist®

1000 VOLTS
EN 60900

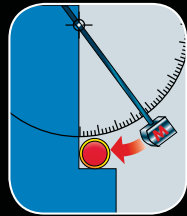
FACOM VE-SERIES 1,000 V SCREWDRIVERS

Tools built for electrical safety to European standard EN 60900 specifications, and designed for working on live components up to 1,000 V AC and 1,500 V DC. For your safety, every screwdriver is tested to 10,000 V for 10 seconds at the end of the manufacturing cycle.

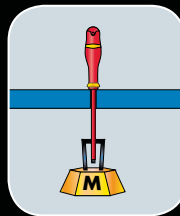
Tested in accordance with EN 60900.



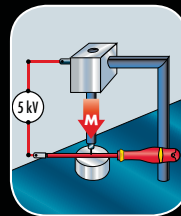
Electrical resistance



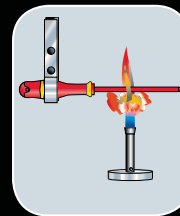
Impact resistance



Pull-off resistance



Pull-off resistance



Combustion test



Safety first

Working on live components is hazardous. For your safety it is important that you

- Ensure that the insulation is not damaged by :
 - heat (-20 to 70° working temperature),
 - chemicals,
 - cuts or perforations.
- Visually check insulation before use.



▶ 1,000 V insulated Protwist® sets and modules

A.VE 1,000 V insulated screwdriver sets

Set	Number of screwdrivers	Contents
AD.J5VE	5	● A3,5x100VE - A4x100VE - A5,5x125VE ⊕ AD1x100VE - AD2x125VE
AP.J5VE	5	● A3,5x100VE - A4x100VE - A5,5x125VE ⊕ AP1x100VE - AP2x125VE
AD.J8VE	8	● A2,5x75VE - A3x75VE - A3,5x75VE - A4x100VE - A5,5x125VE - A6,5x150VE ⊕ AD1x100VE - AD2x125VE



8-piece 1,000 V insulated screwdriver module

MOD.A1VE

Module	Number of screwdrivers	Contents	Tray
MOD.A1VE	8	● A3,5x100VE - A4x100VE - A5,5x125VE - A6,5x150VE ⊕ AP1x100VE - AP2x125VE ⊕ AD1x100VE - AD2x125VE	PL.764



Screwdrivers

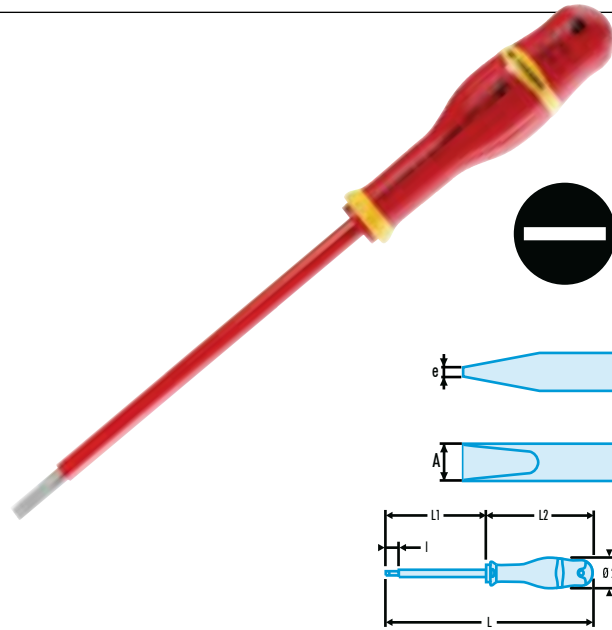
▶ Protwist® 1,000 V insulated screwdrivers for slotted heads

A.VE For slotted heads

▷ NF ISO 2380-1, NF ISO 2380-2, DIN ISO 2380-1, DIN ISO 2380-2.

- 1,000 V sheathed round blade.
- Machined blade up to 5.5 inclusive. Hollowed blade from 6.5 to 12.

⇒	E x A mm	l x L1 mm	Ø2 x L2 mm	L mm	ΔΔ g
A2X75VE	0,4 x 2,0	18 x 40	19 x 95	170	23
A2,5X50VE	0,4 x 2,5	18 x 50	25 x 103	153	30
A2,5X75VE	0,4 x 2,5	18 x 75	25 x 103	178	32
A3X75VE	0,5 x 3,0	18 x 75	25 x 103	178	38
A3X100VE	0,5 x 3,0	18 x 100	25 x 103	202	39
A3,5X75VE	0,6 x 3,5	18 x 75	25 x 104	179	42
A3,5X100VE	0,6 x 3,5	18 x 100	25 x 104	204	44
A4X100VE	0,8 x 4,0	18 x 100	30 x 110	210	48
A4X150VE	0,8 x 4,0	18 x 150	30 x 110	260	53
A5,5X125VE	1,0 x 5,5	18 x 125	30 x 110	235	88
A5,5X150VE	1,0 x 5,5	18 x 150	30 x 110	260	92
A5,5X200VE	1,0 x 5,5	18 x 200	30 x 110	310	106
A6,5X150VE	1,2 x 6,5	18 x 150	36 x 120	270	120
A6,5X200VE	1,2 x 6,5	18 x 200	36 x 120	320	170
A8X150VE	1,2 x 8,0	18 x 150	40 x 125	275	160
A8X200VE	1,2 x 8,0	18 x 200	40 x 125	325	180
A10X200VE	1,6 x 10,0	18 x 200	40 x 125	325	240
A12X250VE	2,0 x 12,0	18 x 250	40 x 125	375	360



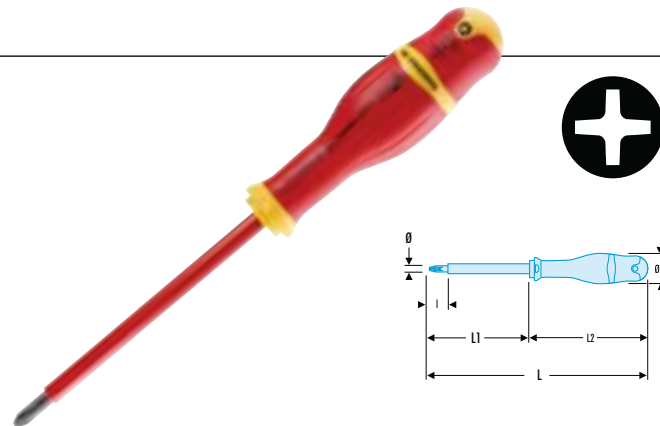
▶ 1,000 V insulated Protwist® screwdrivers for cross-heads

AP.VE For Phillips® heads

▷ NF ISO 8764-1, NF ISO 8764-2, DIN ISO 8764-1, DIN ISO 8764-2.

- 1,000 V sheathed round blade.

⇒	Phillips® no.	Ø mm	l x L1 mm	Ø2 x L2 mm	L mm	ΔΔ g
APOX75VE	PH.0	3	18 x 75	25 x 104	179	46
AP1X100VE	PH.1	4,5	18 x 100	30 x 110	210	77
AP2X125VE	PH.2	6	18 x 125	36 x 120	245	127
AP3X150VE	PH.3	8	18 x 150	40 x 125	275	195
AP4X200VE	PH.4	10	18 x 200	40 x 125	325	278

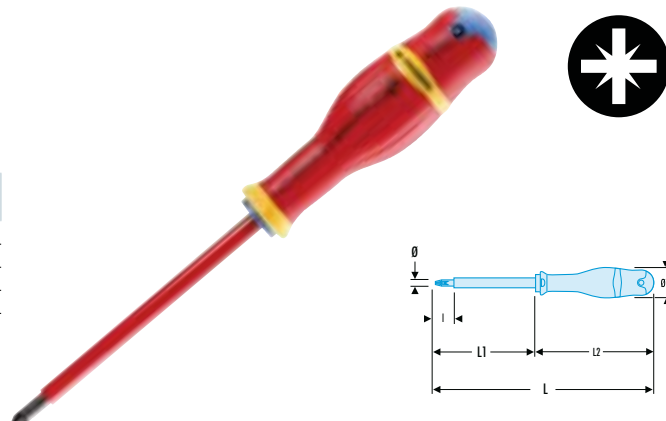


AD.VE For Pozidriv® heads

▷ NF ISO 8764-1, NF ISO 8764-2, DIN ISO 8764-1, DIN ISO 8764-2.

- 1,000 V sheathed round blade.

⇒	Pozidriv® no.	Ø mm	l x L1 mm	Ø2 x L2 mm	L mm	ΔΔ g
AD0X75VE	PZ.0	3	18 x 75	25 x 104	179	46
AD1X100VE	PZ.1	4,5	18 x 100	30 x 109	209	77
AD2X125VE	PZ.2	6	18 x 125	36 x 120	245	127
AD3X150VE	PZ.3	8	18 x 150	40 x 125	275	195





1,000 V insulated screwdrivers



Borneo®

Special screwdrivers for combination pattern heads used on switchgear.

Special pattern


- Specific driver pattern suitable for switches, relays, circuit-breakers, boxes, terminals, etc.

Powerful tightening

- Torque transmission considerably higher than with a conventional screwdriver.

Drive integrity

- More positive coupling preventing slippage, reduced wear of both fastener and screwdriver.
- More secure fit avoiding damage to enclosures and casings.



PHILLIPS®

POZIDRIV®



Safety first

1,000 V safety

- Screwdrivers to European standard EN 60900.
- Most switchgear has combination Pozidriv®/slotted heads (Facom ADB series screwdrivers), but some uses Phillips®/slotted heads (Facom APB series screwdrivers). Clean results can only be achieved with correct screwdriver/fastener contact.

► BORNEO® screwdriver sets for electrical terminals

AB.VE Borneo® combination head screwdriver sets

• Supplied in a box..

Model	Qty	Contents
AB.J4VE	4	⚡/⚡ APB1X100VE - APB2X125VE ⚡/⚡ ADB1X100VE - ADB2X125VE
ADB.J7VE	7	⚡/⚡ ADB1X100VE - ADB2X125VE ⚡ A2,5X75VE - A3,5X100VE - A4X100VE - A5,5X125VE - A6,5X150VE
APB.J7VE	7	⚡/⚡ APB1X100VE - APB2X125VE ⚡ A2,5X75VE - A3,5X100VE - A4X100VE - A5,5X125VE - A6,5X150VE



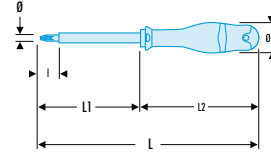

Screwdrivers

▶ BORNEO® screwdrivers for electrical terminals

APB For slotted/Phillips® heads

- Designed for screws with combination heads used on electrical terminals.
- More powerful tightening enhances safety.
- Positive engagement reduces slippage and wear.
- Longer service life.

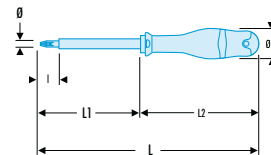

Icon	Phillips® no.	Ø mm	l x L1 mm	Ø2 x L2 mm	L mm	ΔΔ g
	PH.1	5	18 x 100	30 x 110	210	80
	PH.2	6	18 x 125	36 x 120	245	136



ADB For slotted/Pozidriv® heads

- Designed for screws with combination heads used on electrical terminals.
- More powerful tightening enhances safety.
- Positive engagement reduces slippage and wear.
- Longer service life.

Icon	Pozidriv® no.	Ø mm	l x L1 mm	Ø2 x L2 mm	L mm	ΔΔ g
	PZ.1	5	18 x 100	30 x 110	210	80
	PZ.2	6	18 x 125	36 x 120	245	136



▶ ISORYL screwdriver sets

ISORYL screwdriver sets

▷ NF ISO 2380-1, NF ISO 2380-2, DIN ISO 2380-1, DIN ISO 2380-2, NF ISO 8764-1, NF ISO 8764-2, DIN ISO 8764-1, DIN ISO 8764-2.

Icon	Contents	Number of screwdrivers	ΔΔ g
AR.J5	● AR.3x75 - 4x100 - 5,5x100 6,5x150 - 8x200	5	406
AS.4	● AP.0x50 - 1x75 - 2x100 3x150 - 4x200	5	685
AT.J9	● AR.3x75 - 3,5x100 - 4x100 ● AP.0x50 - 1x75 - 2x100 ● 84,2 - 2,5 - 3	9	300
AJ.3	● AR.3,5x75 - 4x100 - 5,5x100 6,5x150 ● AG.8x150 - 8Ex200 - 3,5x100VE ● AP.1x75 - 2x100 - 3x150 ● AD.1x75 - 2x100 - 3x150 ● AF	14	1210
AS.15	● AR.3,5x75 - 4x100 - 5,5x100 6,5x150 ● AG.8x150 - 8Ex200 - 3,5x100VE ● AP.1x75 - 2x100 - 3x150 ● AD.1x75 - 2x100 - 3x150 ● AF (pose vis)	14	1460



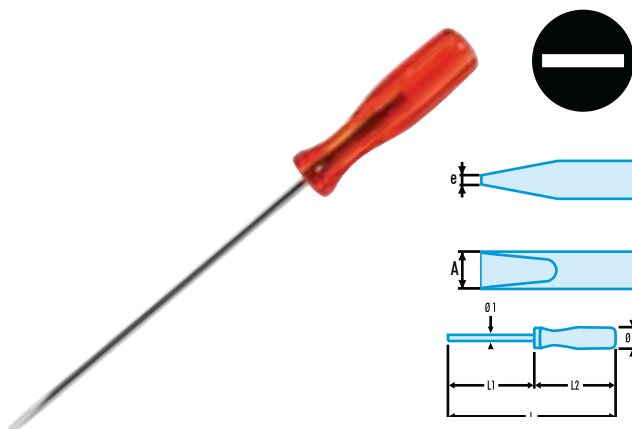
Screwdrivers

► ISORYL screwdrivers for slotted heads

AR For slotted heads - machined blades

- Shank machined for access into recesses.
- Polished chrome finish.

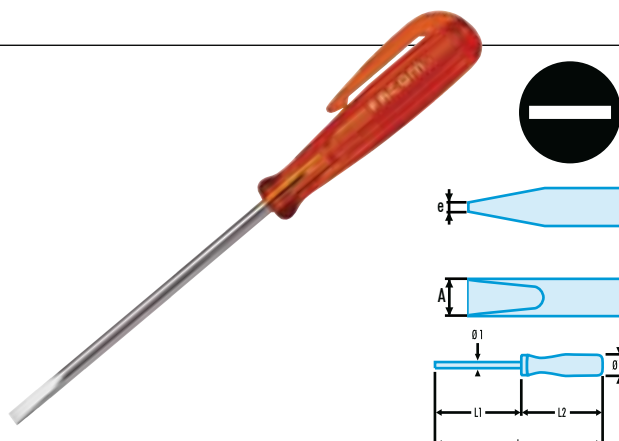
➤	e x A mm	t mm	Ø1 x L1 mm	Ø2 x L2 mm	L mm	ΔΔ g
AR.2X40	0,4 x 2	0,2	2 x 40	16 x 70	110	13,5
AR.2,5X50	0,4 x 2,5	0,2	2,5 x 50	16 x 70	120	15
AR.2,5X75	0,4 x 2,5	0,2	2,5 x 75	16 x 70	145	16
AR.3X75	0,5 x 3	0,3	3 x 75	16 x 70	145	17,5
AR.3,5X75	0,6 x 3,5	0,4	3,5 x 75	20,5 x 80	155	31
AR.3,5X100	0,8 x 4	0,4	3,5 x 100	20,5 x 80	180	33
AR.4X100	0,8 x 4	0,5	4 x 100	24 x 90	190	45
AR.4X150	0,8 x 4	0,5	4 x 150	24 x 90	240	50
AR.5,5X100	1 x 5,5	0,6	5,5 x 100	28 x 100	200	71
AR.5,5X150	1 x 5,5	0,6	5,5 x 150	28 x 100	250	80
AR.6,5X100	1,2 x 6,5	0,7	6,5 x 100	30 x 110	210	102
AR.6,5X150	1,2 x 6,5	0,7	6,5 x 150	30 x 110	260	114
AR.8X150	1,2 x 8	0,7	8 x 150	30 x 110	260	141



ARA For slotted heads - pocket clip handle

- Polished chrome finish.

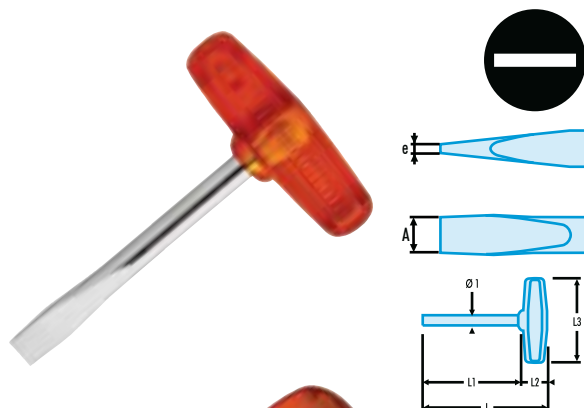
➤	e x A mm	t mm	Ø1 x L1 mm	Ø2 x L2 mm	L mm	ΔΔ g
ARA.2,5X50	0,4 x 2,5	0,2	2,5 x 50	13 x 60	110	10
ARA.2,5X75	0,4 x 2,5	0,2	2,5 x 75	13 x 60	135	11
ARA.3,5X50	0,6 x 3,5	0,4	3,5 x 50	13 x 60	110	12
ARA.3,5X75	0,6 x 3,5	0,4	3,5 x 75	13 x 60	135	14



AGT For slotted heads - forged blades - Tee handle

- High torque capability.
- Chrome finish.

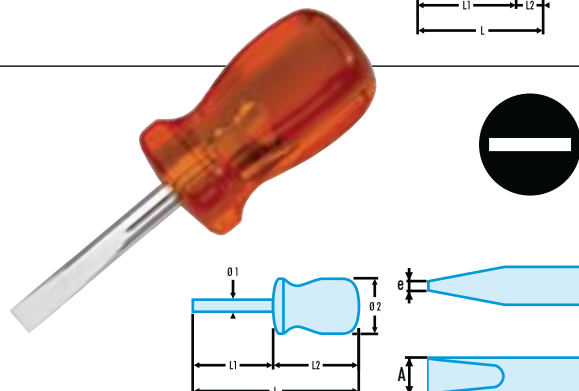
➤	e x A mm	t mm	L2 x L3 mm	Ø1 x L1 mm	L mm	ΔΔ g
AGT.8X100	1,2 x 8	1	30 x 85	8 x 100	130	150
AGT.10X100	1,6 x 10	1	30 x 85	10 x 100	130	160



ARB For slotted heads - short blades

- For use in confined spaces.
- Polished chrome finish.

➤	e x A mm	t mm	Ø1 x L1 mm	Ø2 x L2 mm	L mm	ΔΔ g
ARB.4X40	0,8 x 4	0,5	4,0 x 40	29 x 50	90	38
ARB.5,5X40	1,0 x 5,5	0,6	5,5 x 40	29 x 50	90	39
ARB.6,5X40	1,2 x 6,5	0,7	6,5 x 40	29 x 50	90	42



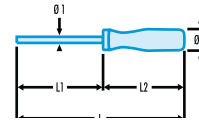

Screwdrivers

► ISORYL screwdrivers for Pozidriv® heads

AD For Pozidriv® heads

- High-strength alloy steel blade.
- Burnished finish.

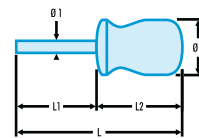
⇒	Pozidriv® no.	Ø1 x L1 mm	Ø2 x L2 mm	L mm	ΔΔ g
AD.0X50	PZ.0	4 x 50	20,5 x 80	130	31
AD.1X75	PZ.1	4 x 75	24 x 90	165	55
AD.2X100	PZ.2	6 x 100	28 x 100	200	77
AD.2X125	PZ.2	6 x 125	28 x 100	225	81
AD.3X150	PZ.3	8 x 150	30 x 110	260	142



ADB For Pozidriv® heads - short blades

- For use in confined spaces.
- Burnished finish.

⇒	Pozidriv® no.	Ø1 x L1 mm	Ø2 x L2 mm	L mm	ΔΔ g
ADB.1X40	PZ.1	5 x 40	29 x 50	90	38
ADB.2X40	PZ.2	6 x 40	29 x 50	90	44

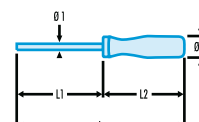



► ISORYL screwdrivers for Phillips® heads

AP For Phillips® heads

- Chrome finish.

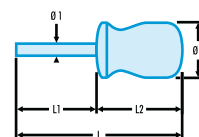
⇒	Phillips® no.	Ø1 x L1 mm	Ø2 x L2 mm	L mm	ΔΔ g
AP.0X50	PH.0	4 x 50	20,5 x 80	130	31
AP.0X75	PH.0	4 x 75	20,5 x 80	155	33
AP.1X75	PH.1	5 x 75	24 x 90	165	55
AP.1X100	PH.1	5 x 100	24 x 90	190	59
AP.2X100	PH.2	6 x 100	28 x 100	200	77
AP.2X125	PH.2	6 x 125	28 x 100	225	81
AP.3X150	PH.3	8 x 150	30 x 110	260	142
AP.4X200	PH.4	10 x 200	34 x 120	320	246



APB For Phillips® heads - short blades

- For use in confined spaces.
- Chrome finish.

⇒	Phillips® no.	Ø1 x L1 mm	Ø2 x L2 mm	L mm	ΔΔ g
APB.0X40	PH.0	4 x 40	29 x 50	90	33
APB.1X40	PH.1	5 x 40	29 x 50	90	36
APB.2X40	PH.2	6 x 40	29 x 50	90	40



▶ Wood-handle screwdriver sets

Wood-handle screwdriver sets

Code	Icon	Contents	Number of screwdrivers	ΔΔ g
ATH.JS5	•	• ATH.5,5x100 - 6,5x100 - 8x150 8x175 - 10x200	5	837
ATHH.JS5	•	• ATHH.5,5x100 - 6,5x125 - 8x150 10x175 - 12x200	5	952
AGH.JS5	•	• AGH.5,5x100 - 6,5x125 - 8x150 10x175 - 12x200	5	992\1262
ATHH.PJ3	•	• ATHH.P1 - P2 - P3	3	372
ATHH.J7	•	• ATHH.4x90 - 5,5x100 - 6,5x125 8x150 - 10x17 - 12x200 - 14x250	7	1262
AJT.2	•	• ATHH.5,5x100 - 6,5x125 - 8x150\10x175 • ATHH.P1 - P2 • ATHH.D1 - D2	8	908



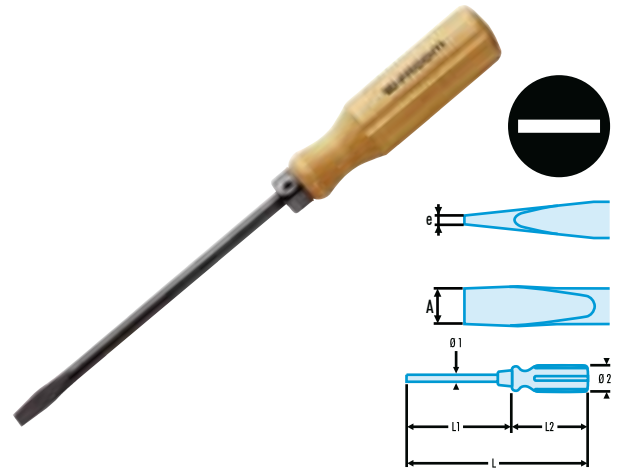
▶ Wood-handle screwdrivers for slotted heads

ATH For slotted heads - forged blades

▷ NF ISO 2380-1, NF ISO 2380-2, DIN ISO 2380-1, DIN ISO 2380-2.

- Through-blade withstands gentle impact on end to free seized fasteners.
- Metal insert to spread impact area
- Full blade length forged and hardened.
- Winged shank for secure fit within handle.
- Burnished finish.

Code	e x A mm	t mm	Ø1 x L1 mm	Ø2 x L2 mm	L mm	ΔΔ g
ATH.5,5X100	1,0 x 5,5	0,6	5 x 100	22 x 105	205	65
ATH.6,5X100	1,2 x 6,5	0,7	6 x 100	26 x 110	210	86
ATH.8X150	1,2 x 8,0	0,7	7 x 150	28 x 120	270	130
ATH.8EX175	1,6 x 8,0	1,0	7 x 175	32 x 130	305	177
ATH.10X200	1,6 x 10,0	1,0	9 x 200	32 x 130	330	222
ATH.12X250	2,0 x 12,0	1,2	10 x 250	32 x 130	380	335

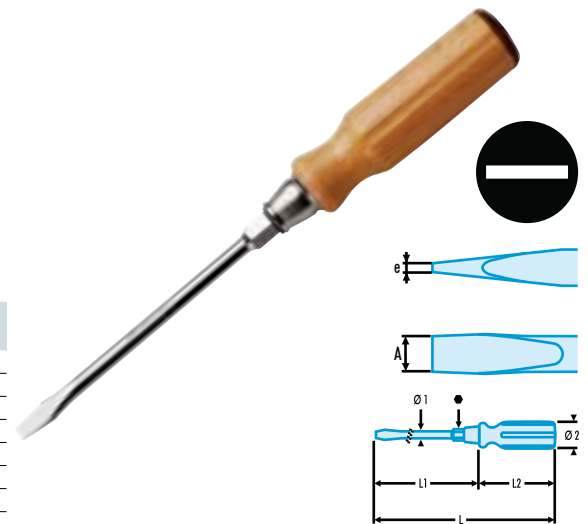


ATHH For slotted heads - forged blades with hexagonal bolster

▷ NF ISO 2380-1, NF ISO 2380-2, DIN ISO 2380-1, DIN ISO 2380-2.

- Through-blade withstands gentle impact on end to free seized fasteners.
- Forged and hardened blade with hex shoulder to take a wrench for extra leverage.
- Winged shank for secure fit within handle.
- Steel shock-absorbing ferrule; leather end-pad to cushion impact.
- Polished chrome finish.

Code	e x A mm	t mm	Ø1 x L1 mm	Ø2 x L2 mm	Ø3 mm	L mm	ΔΔ g
ATHH.4X90	0,8 x 4,0	0,5	4,5 x 90	25 x 100	6	190	49
ATHH.5,5X100	1,0 x 5,5	0,6	5,5 x 100	25 x 100	8	200	58
ATHH.6,5X125	1,2 x 6,5	0,7	6,5 x 125	26 x 115	10	240	99
ATHH.6,5X175	1,2 x 6,5	0,7	6,5 x 175	26 x 115	10	290	110
ATHH.8X150	1,2 x 8,0	0,7	8,0 x 150	28 x 120	13	270	160
ATHH.10X175	1,6 x 10,0	1,0	9,0 x 175	30 x 125	13	300	207
ATHH.12X200	2,0 x 12,0	1,2	10,0 x 200	32 x 130	17	330	278
ATHH.14X250	2,5 x 14,0	1,5	10,0 x 250	32 x 135	17	385	331

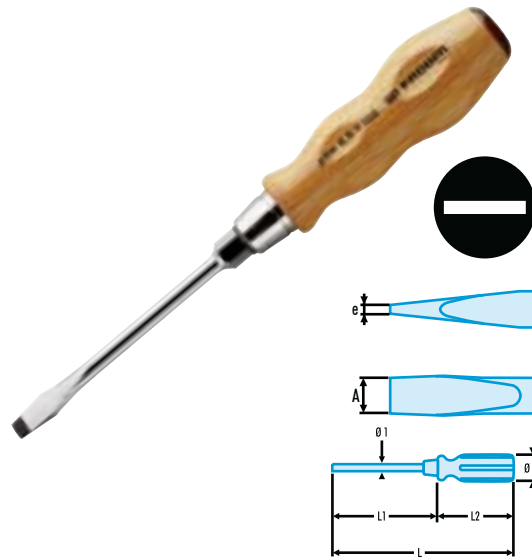


Screwdrivers

AGH For slotted heads - "High torque" forged blades with hexagonal bolster

- Ergonomic varnished beechwood handle for powerful rotation.
- Through-blade withstands gentle impact on end to free seized fasteners.
- Forged and hardened blade with hex bolster to take a wrench for extra leverage.
- Winged shank for secure fit within handle.
- Steel shock-absorbing ferrule; leather end-pad to cushion impact.
- Chrome finish, burnished tip.

Ref	e x A mm	t mm	Ø1 x L1 mm	Ø2 x L2 mm	● mm	L mm	ΔΔ g
AGH.5.5X100	1,0 x 5,5	0,6	5,0 x 100	33 x 110	6	210	49
AGH.6.5X125	1,2 x 6,5	0,7	6,0 x 125	33 x 110	8	235	64
AGH.8X150	1,2 x 8,0	0,7	8,0 x 150	38 x 120	10	270	110
AGH.8X200	1,2 x 8,0	0,7	8,0 x 200	38 x 120	13	320	160
AGH.10X175	1,6 x 10,0	1,0	9,0 x 175	38 x 120	13	295	190
AGH.10X200	1,6 x 10,0	1,0	9,0 x 200	38 x 120	13	320	207
AGH.12X200	2,0 x 12,0	1,2	10,0 x 200	42 x 130	17	330	278
AGH.12X250	2,0 x 12,0	1,2	10,0 x 250	42 x 130	17	380	331
AGH.14X250	2,5 x 14,0	1,2	11,0 x 250	42 x 130	17	380	351

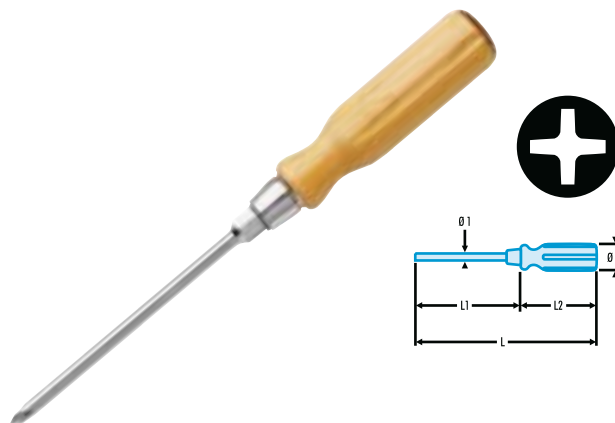


▶ Wood-handle screwdrivers for cross-heads

ATHH.P For Phillips® heads - blades with hexagonal bolster

- Through-blade withstands gentle impact on end to free seized fasteners.
- Forged and hardened blade with hex bolster to take a wrench for extra leverage.
- Winged shank for secure fit within handle.
- Steel shock-absorbing ferrule; leather end-pad to cushion impact.
- Polished chrome finish.

Ref	Phillips® no.	Ø1 x L1 mm	Ø2 x L2 mm	● mm	L mm	ΔΔ g
ATHH.P1	PH.1	5 x 100	25 x 100	8	200	60
ATHH.P2	PH.2	6 x 125	26 x 110	10	235	92
ATHH.P3	PH.3	8 x 150	28 x 120	13	270	160



ATHH.D For Pozidriv® heads - blades with hexagonal bolster

- Through-blade withstands gentle impact on end to free seized fasteners.
- Forged and hardened blade with hex bolster to take a wrench for extra leverage.
- Winged shank for secure fit within handle.
- Steel shock-absorbing ferrule; leather end-pad to cushion impact.
- Burnished finish.

Ref	Pozidriv® no.	Ø1 x L1 mm	Ø2 x L2 mm	● mm	L mm	ΔΔ g
ATHH.D1	PZ.1	5 x 100	25 x 100	8	200	60
ATHH.D2	PZ.2	6 x 125	26 x 115	10	240	92
ATHH.D3	PZ.3	8 x 150	28 x 120	13	270	160



▶ multi-blade screwdrivers

New

AM Multi-blade sets

- Compact set offering a selection of drive patterns.
- Double-ended blades.
- Handle fits 1/4" hexagon shank on blades.
- Blade retaining spring within handle.
- AM.1 comes in a plastic box.
- AM.2-AM.3-AM.4 come in a compact wallet.



Handle	⊖	⊕	⊕	⊕	Torx Plus® Tamper resistant	Qty	ΔΔ g
AM.1	AM.D	AMZ.S 4-6,5 AMZ.S 5,5-7	AMZ.P 0-1 AMZ.P 2-3		AMZ.X 10-15 AMZ.X 20-25 AMZ.X 30-40	16	775
AM.2	AM.D	AMZ.S 4-6,5 AMZ.S 5,5-7	AMZ.P 1-2	AMZ. D1-2		5	350
AM.3	AM.D	AMZ.S 4-6,5 AMZ.S 5,5-7	AMZ.P 1-2		AMZ.X 10-15 AMZ.X 20-25 AMZ.X 30-40	7	450
AM.4	AM.D	AMZ.S 4-6,5 AMZ.S 5,5-7			AMZ.XRP 10-15 AMZ.XRP 20-25 AMZ.XRP 30-40	5	350



AMZ Reversible blades

- Length 175 mm.
 - Length outside the handle 125 mm.
 - Chrome finish.
- ΔΔ : 40 g.

Pattern	Contents
AMZ.S4-6,5	0,8 x 4 - 1,2 x 6,5
AMZ.S5,5-7	1 x 5,5 - 1,5 x 7
AMZ.PO-1	PH.0 - PH.1
AMZ.P2-3	PH.2 - PH.3
AMZ.P1-2	PH.1 - PH.2
AMZ.DO-1	PZ.0 - PZ.1
AMZ.D2-3	PZ.2 - PZ.3
AMZ.D1-2	PZ.1 - PZ.2
AMZ.H2,5	2,5
AMZ.H3	3
AMZ.H4	4
AMZ.H5	5
AMZ.H6	6
AMZ.X8-9	T.8 - T.9
AMZ.X10-15	T.10 - T.15
AMZ.X20-25	T.20 - T.25
AMZ.X30-40	T.30 - T.40
AMZ.XRP10-15	Tamper Torx® Plus TT+10-15
AMZ.XRP20-25	Tamper Torx® Plus TT+20-25
AMZ.XRP30-40	Tamper Torx® Plus TT+30-40
AMZ.E	Porte-embout 6 pans 1/4"



Screwdrivers

New

Blade handle

AM.D

- 1/4" hexagon drive.
- Length 133 mm,
- Ø : 35 mm.
- ΔΔ : 100 g.

Protwist®



"Radio" model

AMR

- Supplied with 3 blades for slotted heads Ø 1,5 - 2 - 2,5 mm, stored in handle.
- Polished chrome finish.
- Length with blade 105 mm.
- ΔΔ : 14 g.



"Junior" model

AMJ


- Supplied with 3 blades for slotted heads Ø 3,5 - 4 - 5.5 mm, stored in handle.
- Polished chrome finish.
- Length with blade 150 mm.
- ΔΔ : 57 g.



"Standard" model

AMS

- Supplied with 2 reversible blades :
 - For slotted heads Ø 5.5 and Phillips® no. 1.
 - For slotted heads Ø 6,5 and Phillips® no. 2.
- Wallet set.
- Polished chrome finish.
- Length with blade 165 mm.
- ΔΔ : 101 g.



Screwdrivers

▶ Bit drivers

Spiral ratchet driver for 1/4" hexagon bits

AAM.PE





- Time savings of up to one third for screws with long threads.
- Quick-release chuck for 1/4" (6.35 mm) 1-series bits.
- 3-position ratchet : screw, unscrew, tighten.
- Shank locks in retracted position.
- Polished chrome finish.
- Length 305 mm extended; 230 mm closed.
- $\Delta\Delta$: 345 g.



Ratchet bit drivers

New

ACL.1

- High quality 45 tooth mechanism for speed, precision, strength and durability.
- One-handed 3-position selector ring (screw, unscrew and tighten).
- Cap with 7 bit storage compartments.
- Cap can serve as an additional mini bit-holder for difficult-to-reach screw locations.
- Partly hollow handle for storing additional bits or screws.
- Bi-material, ergonomic handle for a powerful, comfortable screwing action.
- Very low blade return torque.
- Powerful magnetic adaptor holds the bit and the screw.
- Contains 8 bits :
 -  For slotted heads : 4 - 6,5.
 -  For Phillips® : PH1 - PH2.
 -  For Pozidriv® : PZ1 - PZ2.
 -  For hexagon socket heads : 4 - 6.





Protwist®

New

AM Bit driver

- AM.H : spring-clip model.
AM.M1 : short-reach magnetic model.
AM.M2 : long-reach magnetic model.

	A mm	B mm	L mm	$\Delta\Delta$ g
AM.H	11	75	180	80
AM.M1	10	63	180	120
AM.M2	10	125	245	150



Protwist®


Screwdrivers

▶ Voltage-tester screwdrivers

AV.BT Voltage-tester screwdrivers (very low voltage)

- For very low voltage.
- AV.BT1 : Standard model
- AV.BT2 : Clip model.
- Supplied with 50 cm lead complete with jack and alligator clip.


⚡	Tension Volt	Ø x Blade mm	L mm	ΔΔ g
AV.BT1	6 - 24	4 x 104	196	53
AV.BT2	6 - 24	3 x 53	138	27



AV.HT Voltage-tester screwdrivers (low voltage)

- AV.HT4P : Standard model
- AV.HT3P : Clip model.

⚡	Tension Volt	Ø x Blade mm	L mm	ΔΔ g
AV.HT1B	90 - 480	3,5 x 100	190	45
AV.HT2B	110 - 250	3 x 62	140	20




▶ Magnetiser / Demagnetiser

Magnetiser-demagnetiser

837

- Magnetizes driver blade to hold screw in position.
- Demagnetizes driver after use.
- ΔΔ : 73 g.

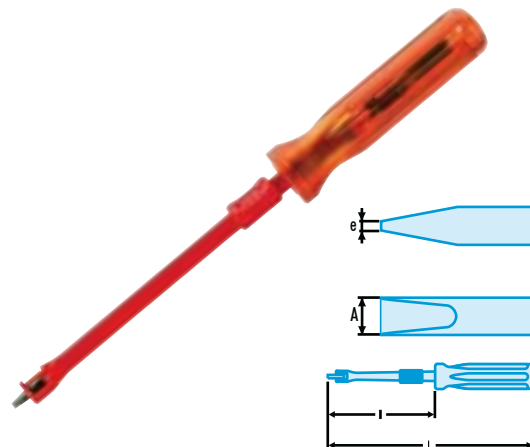


▶ Screw starters

Screw starters

- AFR for slotted heads.
- ⊕ AFP for Phillips® heads.
- ⊕ AFD for Pozidriv® heads.
- Starting and driving with one tool.
- Thumb-operated slide. Spring holds screw head against the blade.

⚡	e x A mm	Phillips® no.	Pozidriv® no.	l mm	L mm	ΔΔ g
AFR.2.5X75	0,4 x 2,5			75	150	22
AFR.3X100	0,5 x 3			100	190	37
AFR.4X125	0,6 x 4			125	225	64
AFR.5X150	0,7 x 5			150	260	95
AFP.0		PH.0		125	225	64
AFP.1		PH.1		150	260	96
AFP.2		PH.2		175	285	118
AFD.1			PZ.1	150	255	96
AFD.2			PZ.2	175	280	120




Screwdrivers

Screw starters for slotted heads

AF

- Sleeve slides to lock wedge-shaped tips into the slot.
- For slots 0.5 to 1.5 mm wide.
- Screwdriver required for subsequent tightening or loosening.
- Blade length 150 mm.
- Total length 240 mm.

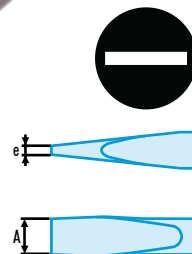
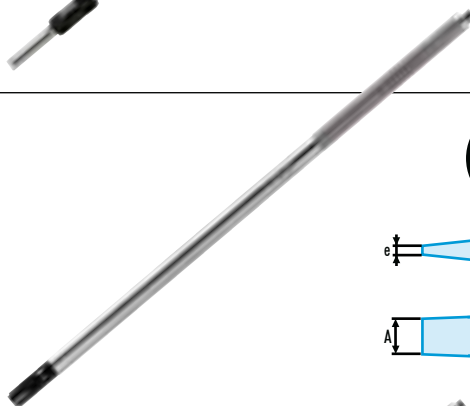
ΔΔ : 56 g.



AFU Screw starters for slotted heads

- Sleeve rotation locks tip into slot.
- AFU.2 handle is tipped with a magnet.
- Finely knurled steel handle.

➤	e x A mm	L mm	ΔΔ g
AFU.0	0,5 x 3,8	135	18
AFU.1	0,8 x 7,0	130	18
AFU.2	0,8 x 7,0	300	31



AFUX Screw starters for cross-heads

- Sleeve slides to lock tip into head.
- AFUX.2 handle is tipped with a magnet.
- Finely knurled steel handle.

➤	Phillips® no.	L mm	ΔΔ g
AFUX.1	PH.1	130	23
AFUX.2	PH.2	300	39

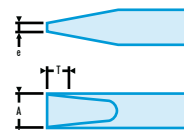

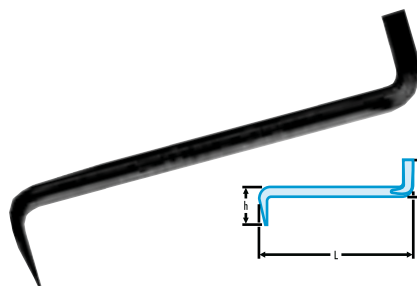


▶ Offset screwdrivers

ARZ and AKZ Offset screwdrivers for slotted heads

- ARZ Round-blade
- AKZ Square blade.
- Double-ended in perpendicular planes.
- Quarter-turns by reversing the tool.
- Burnished finish.

➤	Shank cross -section	e x A mm	t mm	h mm	L mm	ΔΔ g
ARZ.4	•	0,8 x 4,0	0,5	13,0	86	10
ARZ.5,5	•	1,0 x 5,5	0,6	14,0	95	19
ARZ.6,5	•	1,2 x 6,5	0,7	16,0	110	31
AKZ.6	■	1,2 x 8,0	0,7	17,5	123	38
AKZ.8	■	1,6 x 10,0	1,0	20,0	175	92



APZ Offset screwdrivers for Phillips® heads

- Different size at each end.
- For use in confined spaces.
- Chrome finish.

➤	Phillips® no.	h mm	L mm	ΔΔ g
APZ.A	PH.0 - PH.1	18	86	17
APZ.B	PH.1 - PH.2	20	142	40
APZ.C	PH.3 - PH.4	22	205	138



FACOM keys

Strong and durable :

- Silicon alloy, for strength and wear resistance.

Guaranteed safe :

- Precise, constant heat treatment controls the hardness of the key, to ensure that, if overloaded, it will fail by twisting before breaking cleanly and without splintering.

Perfect fit in the screw :

- Keys cut, not sheared, to give a clean, regular face.



A comprehensive range

- Hexagon keys available in three lengths, with standard and spherical heads (series 82 and 83).
- Torx and Resistorx® keys (series 89).
- Special pattern keys : XZN, groove sockets and Bristol (series 80, 81 and 85).
- Hexagonal tee-handle keys (series 84 TC).
- Hexagonal and Torx® tee-handled nut spinners (series 84TZ and 89TX).
- Protwist® hexagonal and spherical head nut spinners (series AWHH and AWSH).

... and tool holders to suit every need.

- JP sleeve sets of hexagonal and Torx® keys.
- Multi-blade hexagonal and Torx® drivers.
- Ring, wallet or module sets.



Facom JP sleeve set

PRACTICAL AND COMPACT

Maximum compactness :

- Folds flat.

Easy tool storage and selection :


- Flat sleeve-case, hinged flap.

Strong and durable :

- Elastomer chosen for its wear resistance, good durability, its resistance to chemicals and weather variations.

Convenient hanging hole..

System available for hexagon and Torx® key series.



▶ Key sleeve sets

JP Sleeve sets of hexagon keys

▷ NF/ISO 2936, DIN ISO 2936.

- Keys supplied in compact sleeve-case with hinged flap for instant selection of size needed

82H : Short keys.

83H : Long keys.

83SH : Long spherical head keys.

83S.L : Extra-long keys.

🔑	Keys series	mm /"	Wallet only	ΔΔ g
82H.JP9	82H	1,5 - 2 - 2,5 - 3 - 4 - 5 - 6 - 8 - 10	JP9	260
82H.JP8U	82H	3/32 - 1/8 - 5/32 - 3/16 - 7/32 - 1/4 - 5/16 - 3/8	JP8U	235
83H.JP9	83H	1,5 - 2 - 2,5 - 3 - 4 - 5 - 6 - 8 - 10	JP9	350
83SH.JP7	83SH	1,5 - 2 - 2,5 - 3 - 4 - 5 - 6	JP9	290
83SH.JP9	83SH	1,5 - 2 - 2,5 - 3 - 4 - 5 - 6 - 8 - 10	JP9	450
83SH.JPA	83SH	1,5 - 2 - 2,5 - 3 - 4 - 5 - 6 - 7 - 8		270
83SH.JP6U	83SH	3/32 - 1/8 - 5/32 - 3/16 - 7/32 - 1/4	JP8U	300
83SH.JP8U	83SH	3/32 - 1/8 - 5/32 - 3/16 - 7/32 - 1/4 - 5/16 - 3/8	JP8U	365
83S.JP9L	83S.L	1,5 - 2 - 2,5 - 3 - 4 - 5 - 6 - 8 - 10	JP9	350



Set of 6 hexagon keys 83R for safety fasteners

83R.JP6

- Sleeve-set contains sizes 2 - 2,5 - 3 - 4 - 5 - 6.

ΔΔ : 350 g.



89.JP Sleeve set of Torx® keys

- Meets Torx® et Resistorx®.
- 89 Torx® keys.
- 89L Long Torx® keys.
- 89 Resistorx® keys.
- 89S Long Torx® keys with spherical heads.

🔑	Keys series	Torx® n°	ΔΔ g
89.JP6	89	10 - 15 - 20 - 25 - 30 - 40	230
89.JP8	89	10 - 15 - 20 - 25 - 27 - 30 - 40 - 45	330
89.JP8L	89L	10 - 15 - 20 - 25 - 27 - 30 - 40 - 45	360
89R.JP6	89R	10 - 15 - 20 - 25 - 30 - 40	220
89S.JP8	89S	10 - 15 - 20 - 25 - 27 - 30 - 40 - 45	230





Multi-blade handle

POWERFUL AND ERGONOMIC

90° stop

Provides positive leverage for safe and powerful rotation.

Blade at 180°.

For fast pre-tightening in screwdriver position.

Holder swings 180°.

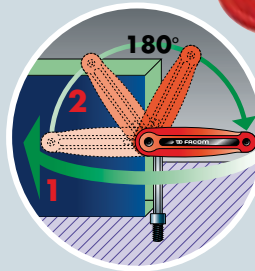

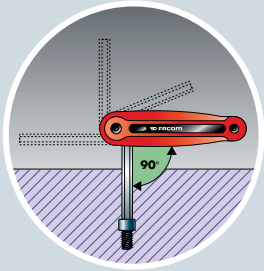
For fast re-positioning without removing the blade from the fastener.



Composite construction.

- Metal frame for 30% more strength.
- Resin side pieces for comfortable handling.

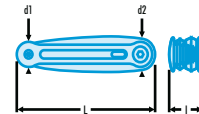
For hexagon and Torx® keys.



▶ Folding key sets

86H Folding sets of hexagon keys

- Compact holder.
- Comfortable grip.
- 90° stop for high torque.
- Silicon steel keys derived from series 82H.
- Phosphate finish.



	mm / °	d1	d2	l	L	ΔΔ
86H.JE7A	2,5 - 3 - 4 - 5 - 6 - 8 - 10	24	30	32	138	405
86H.JE7B	1,5 - 2 - 2,5 - 3 - 4 - 5 - 6	18	22	28	118	147
86H.JU6	5/32 - 3/16 - 7/32 - 1/4 - 5/16 - 3/8	24	30	32	138	420
86H.JU7	1/16 - 5/64 - 3/32 - 1/8 - 5/32 - 3/16 - 1/4	18	22	28	118	142

89.JM Folding set of Torx® keys

- Meets Torx® specifications.
- 89A.JM8 : Torx®.
- 89R.JM8 : Resistorx®.
- Compact holder, comfortable grip.

	Torx® n°	d1	d2	l	L	ΔΔ
89A.JM8	8-10-15-20-25-27-30-40	24	30	32	138	170
89R.JM8	8-10-15-20-25-27-30-40	24	30	32	138	160





Keys

▶ Ring sets

87HL Long hexagonal key ring sets



- Keys from 83H series.
- Silicon steel.
- Phosphate finish.

	 mm/"	$\Delta\Delta$ g
87HL.JE8	1,5 - 2 - 2,5 - 3 - 4 - 5 - 6 - 8	150
87HL.JU8	5/64 - 3/32 - 1/8 - 5/32 - 3/16 - 7/32 - 1/4 - 5/16	175



87H Short hexagonal key ring sets

- Keys from 82H series.
- Silicon steel.
- Phosphate finish.

	 mm/"	$\Delta\Delta$ g
87H.JE8	1,5 - 2 - 2,5 - 3 - 4 - 5 - 6 - 8	150
87H.JU8	5/64 - 3/32 - 1/8 - 5/32 - 3/16 - 7/32 - 1/4 - 5/16	175



89 Torx® key ring set

89.JA8

- Meets Torx® specifications.
 - Comprises 8 Torx® keys no. T 8 - 10 - 15 - 20 - 25 - 27 - 30 - 40.
- $\Delta\Delta$: 107 g.



► Wallet sets

JL / JU Wallet sets of hexagonal keys

82H : Short keys.

83H : Long keys.

83SH : Long spherical head keys.

JL = Set of metric keys

JU = Set of inch keys.


Series	Keys series	mm / °	ΔΔ kg
82H	JE10	0,9 - 1,5 - 2 - 2,5 - 3 - 3,5 - 4 - 4,5 - 5 - 6	0,122
82H	JL10	2 - 2,5 - 3 - 4 - 5 - 6 - 7 - 8 - 9 - 10	0,433
82H	JL12	1,5 - 2 - 2,5 - 3 - 4 - 5 - 6 - 7 - 8 - 9 - 10 - 12	0,6
82H	JL13	3 - 4 - 5 - 6 - 7 - 8 - 9 - 10 - 11 - 12 - 14 - 17 - 19	2,22
82H	JU7	0,028 - 0,035 - 0,050 - 3/64 - 1/16 - 5/64 - 3/32	0,011
82H	JU10	1/16 - 5/64 - 3/32 - 1/8 - 3/32 - 3/16 - 7/32 - 1/4 - 5/16 - 3/8	0,433
82H	JU13	3/32 - 1/8 - 5/32 - 3/16 - 7/32 - 1/4 - 5/16 - 3/8 - 7/16 - 1/2 - 9/16 - 5/8 - 3/4	2,08
83H	JL10	2 - 2,5 - 3 - 4 - 5 - 6 - 7 - 8 - 9 - 10	0,585
83H	JL12	1,5 - 2 - 2,5 - 3 - 4 - 5 - 6 - 7 - 8 - 9 - 10 - 12	0,81
83H	JL13	3 - 4 - 5 - 6 - 7 - 8 - 9 - 10 - 11 - 12 - 14 - 17 - 19	3,04
83H	JU10	1/16 - 5/64 - 3/32 - 1/8 - 5/32 - 3/16 - 7/32 - 1/4 - 5/16 - 3/8	0,44
83SH	JL10	2 - 2,5 - 3 - 4 - 5 - 6 - 7 - 8 - 9 - 10	0,585
83SH	JL12	1,5 - 2 - 2,5 - 3 - 4 - 5 - 6 - 7 - 8 - 9 - 10 - 12	0,81
83SH	JU8	3/32 - 1/8 - 5/32 - 3/16 - 7/32 - 1/4 - 5/16 - 3/8	0,435



89.JL Wallet set of Torx® keys

• Meets Torx®.

Series	Keys series	Torx® n°	ΔΔ g
89	JL8	8 - 10 - 15 - 20 - 25 - 27 - 30 - 40	110
89	JL12	7 - 8 - 9 - 10 - 15 - 20 - 25 - 27 - 30 - 40 - 45 - 50	271



► Hexagonal keys

83SH Metric long hexagonal keys with spherical head

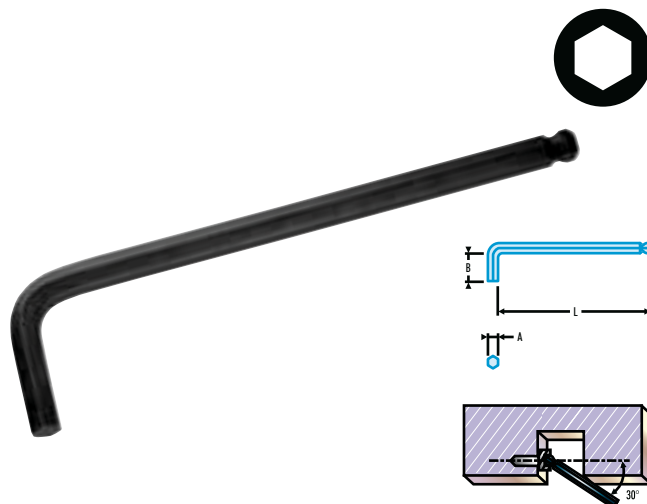
▷ ISO 2936, DIN ISO 2936, NF ISO 2936

• Silicon steel.

• Spherical head gives up to 30° working angle.

• Phosphate finish.

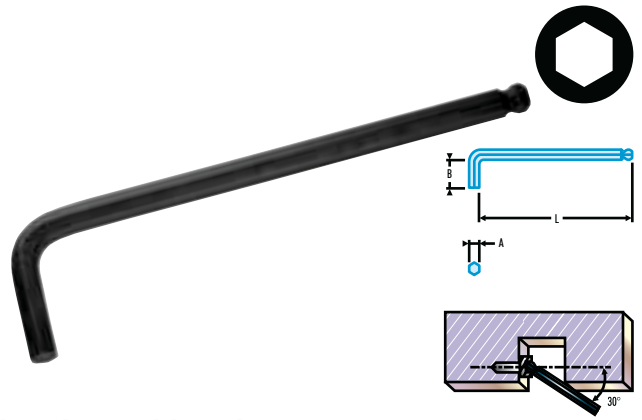
Series	A mm	B x L mm	ΔΔ g
83SH	1,5	14 x 62	1
83SH	2	16 x 75	2
83SH	2,5	18 x 85	4
83SH	3	20 x 90	7
83SH	4	25 x 100	15
83SH	5	28 x 115	24
83SH	6	32 x 135	42
83SH	7	34 x 140	57
83SH	8	36 x 150	80
83SH	9	38 x 160	110
83SH	10	40 x 170	140
83SH	12	45 x 190	225



83SH - Inch long hexagonal keys with spherical head

- Same specification as metric keys 83SH.

Key	A "	B x L mm	ΔΔ g
83SH.3/32	3/32	17 x 85	4
83SH.1/8	1/8	20 x 90	7
83SH.5/32	5/32	25 x 100	13
83SH.3/16	3/16	28 x 115	22
83SH.7/32	7/32	32 x 135	34
83SH.1/4	1/4	32 x 140	46
83SH.5/16	5/16	36 x 150	80
83SH.3/8	3/8	38 x 170	128

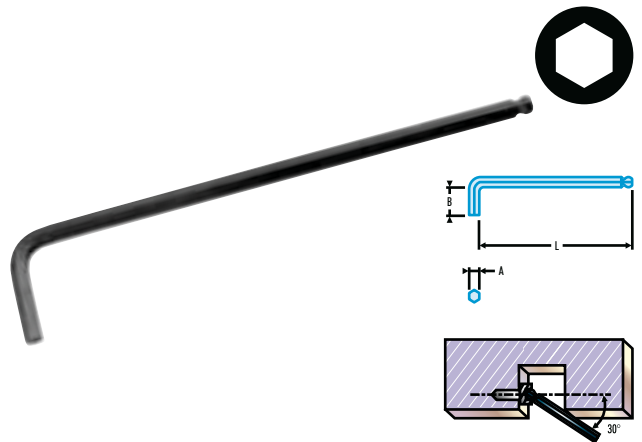


83S.L Metric extra-long hexagonal keys with spherical head

▷ DIN ISO 2936.

- Longer lengths offer greater leverage, higher torque and improved in-line access.
- Phosphate finish.

Key	A mm	B x L mm	ΔΔ g
83S.1.5L	1,5	14 x 89	1,7
83S.2L	2	16 x 100	4
83S.2.5L	2,5	18 x 111	6
83S.3L	3	20 x 124	10
83S.4L	4	25 x 138	20
83S.5L	5	28 x 159	36
83S.6L	6	32 x 179	58
83S.7L	7	34 x 188	83
83S.8L	8	36 x 198	115
83S.10L	10	40 x 221	200
83S.12L	12	45 x 247	322

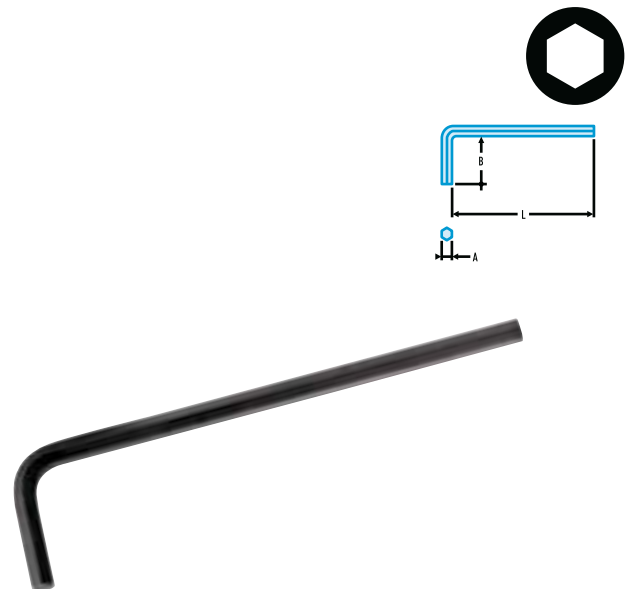


83H Metric long hexagonal keys

▷ ISO 2936, DIN ISO 2936, NF ISO 2936.

- Silicon steel.
- Phosphate finish.

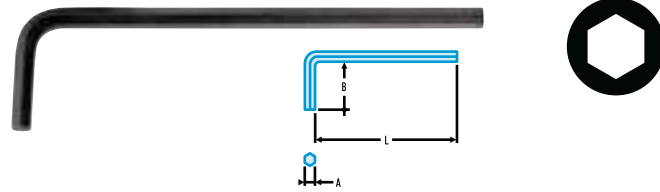
Key	A mm	B x L mm	ΔΔ g
83H.1,5	1,5	14 x 62	1
83H.2	2	16 x 75	2
83H.2,5	2,5	18 x 85	4
83H.3	3	20 x 90	7
83H.3,5	3,5	25 x 95	10
83H.4	4	25 x 100	15
83H.4,5	4,5	26 x 110	18
83H.5	5	28 x 115	24
83H.6	6	32 x 135	42
83H.7	7	34 x 140	57
83H.8	8	36 x 150	80
83H.9	9	38 x 160	110
83H.10	10	40 x 170	140
83H.11	11	42 x 180	180
83H.12	12	45 x 190	225
83H.13	13	50 x 200	286
83H.14	14	56 x 215	361
83H.15	15	58 x 225	435
83H.16	16	60 x 235	515
83H.17	17	63 x 245	602
83H.18	18	66 x 255	713
83H.19	19	70 x 265	830
83H.22	22	80 x 275	1010
83H.23	23	85 x 285	1160
83H.24	24	90 x 299	1310
83H.27	27	100 x 315	1380
83H.32	32	125 x 364	1470



83H Inch long hexagonal keys

▷ For information : DIN ISO 2936, NF ISO 2936.

- Silicon steel.
- Phosphate finish.



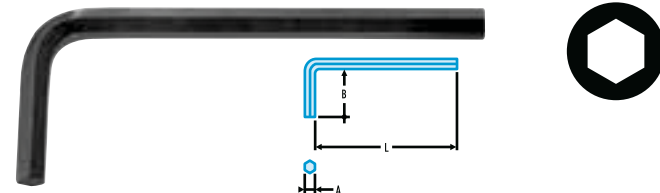
83H	A "	B x L mm	ΔΔ g
83H.050	050	14 x 62	0,8
83H.3/64	3/64	14 x 58	1
83H.1/16	1/16	13 x 62	2
83H.5/64	5/64	16 x 75	3
83H.3/32	3/32	17 x 85	4
83H.7/64	7/64	18 x 90	5
83H.1/8	1/8	20 x 90	7
83H.9/64	9/64	22 x 95	10
83H.5/32	5/32	25 x 100	13

83H	A "	B x L mm	ΔΔ g
83H.3/16	3/16	28 x 115	22
83H.7/32	7/32	32 x 135	34
83H.1/4	1/4	32 x 140	46
83H.5/16	5/16	36 x 150	80
83H.3/8	3/8	38 x 170	128
83H.7/16	7/16	42 x 180	186
83H.1/2	1/2	45 x 190	263
83H.9/16	9/16	56 x 215	376

82H Metric short hexagonal keys

▷ ISO 2936, DIN ISO 2936, NF ISO 2936.

- Silicon steel.
- Phosphate finish.



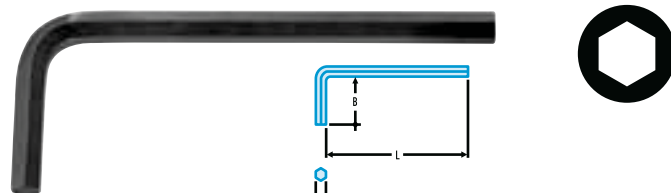
82H	A mm	B x L mm	ΔΔ g
82H.0,9	0,9	12 x 38	0,3
82H.1,3	1,3	13 x 45	0,7
82H.1,5	1,5	13 x 45	0,9
82H.2	2	16 x 50	2
82H.2,5	2,5	17 x 62	3
82H.3	3	20 x 65	5
82H.3,5	3,5	22 x 66	8
82H.4	4	25 x 70	10
82H.4,5	4,5	26 x 75	15
82H.5	5	28 x 80	20
82H.6	6	32 x 90	30
82H.7	7	34 x 95	45
82H.8	8	36 x 100	60
82H.9	9	38 x 105	80
82H.10	10	40 x 112	100

82H	A mm	B x L mm	ΔΔ g
82H.11	11	42 x 118	130
82H.12	12	45 x 125	165
82H.13	13	50 x 135	205
82H.14	14	55 x 140	260
82H.15	15	58 x 150	310
82H.16	16	60 x 154	370
82H.17	17	63 x 160	440
82H.18	18	66 x 170	540
82H.19	19	70 x 180	640
82H.22	22	80 x 200	950
82H.23	23	85 x 210	1100
82H.24	24	90 x 224	1250
82H.27	27	100 x 250	1300
82H.32	32	125 x 315	1420

82H Inch short hexagonal keys

▷ For information : DIN ISO 2936, NF ISO 2936.

- Silicon steel.
- Phosphate finish.



82H	A "	B x L mm	ΔΔ g
82H.028	028	10 x 33	0,3
82H.035	035	11 x 35	0,4
82H.050	050	12 x 38	0,4
82H.3/64	1/64	12 x 38	0,5
82H.1/16	1/16	13 x 45	0,7
82H.5/64	5/64	16 x 50	2
82H.3/32	3/32	17 x 62	3
82H.7/64	7/64	18 x 60	4
82H.1/8	1/8	20 x 65	6
82H.9/64	9/64	22 x 66	8
82H.5/32	5/32	25 x 70	10
82H.3/16	3/16	28 x 80	16

82H	A "	B x L mm	ΔΔ g
82H.7/32	7/32	32 x 90	24
82H.1/4	1/4	32 x 90	33
82H.5/16	5/16	36 x 100	59
82H.3/8	3/8	40 x 112	90
82H.7/16	7/16	42 x 118	135
82H.1/2	1/2	45 x 125	202
82H.9/16	9/16	55 x 140	273
82H.5/8	5/8	60 x 160	383
82H.11/16	11/16	63 x 170	540
82H.3/4	3/4	70 x 175	623
82H.7/8	7/8	80 x 200	955
82H.1'	1'	90 x 235	1450




► Torx® keys

89S Long Torx® keys with spherical head

- Meets Torx® specifications.
- Spherical head provides a 20° working range for difficult-to-reach screws.
- Burnished finish.


89S	Torx® n°	I★ mm	B x L mm	ΔΔ g
89S.15	T15	3,26	21,0 x 93,0	8
89S.20	T20	3,84	23,0 x 99,0	10
89S.25	T25	4,40	24,5 x 104,5	18
89S.27	T27	4,96	26,0 x 110,0	23
89S.30	T30	5,49	30,0 x 120,5	30
89S.40	T40	6,60	32,5 x 131,5	45
89S.45	T45	7,77	37,0 x 138,0	63



89 Short Torx® keys

- Meets Torx® specifications.
- Burnished finish.


89	Torx® n°	I★ mm	B x L mm	ΔΔ g
89.6	T6	1,65	18 x 51	3
89.7	T7	1,97	18 x 51,5	3
89.8	T8	2,30	18 x 51,5	3
89.9	T9	2,48	19,5 x 51,5	4
89.10	T10	2,72	19,5 x 53	4
89.15	T15	3,26	21,5 x 57	6
89.20	T20	3,84	24 x 61	8
89.25	T25	4,40	25,5 x 63,5	11
89.27	T27	4,96	27 x 67,5	16
89.30	T30	5,49	30 x 76	20
89.40	T40	6,60	34 x 83,5	31
89.45	T45	7,77	37 x 88,5	43
89.50	T50	8,79	41 x 106	62
89.55	T55	11,17	48 x 121	70



89R Short Resistorx® keys

- Meets Resistorx® specifications.
- For safety fasteners.
- Burnished finish.

89R	Torx® n°	I★ mm	B x L mm	ΔΔ g
89R.10	T10	2,72	20 x 54	4
89R.15	T15	3,26	21 x 57	6
89R.20	T20	3,84	24 x 61	8
89R.25	T25	4,40	25 x 65	11
89R.30	T30	5,49	30 x 76	20
89R.40	T40	6,60	33 x 83	31



► Nut spinners - Tee-handle keys

7-piece spherical head tee-handle hexagon key module

MOD.84TZS

Key	Plateau	$\Delta\Delta$ kg
MOD.84TZS	6 pans 84TZ 3 - 84TZS.4 - 5 - 6 - 7 - 8 - 10	PL.329 0,996

7-piece tee-handle Torx® key module

MOD.89TX

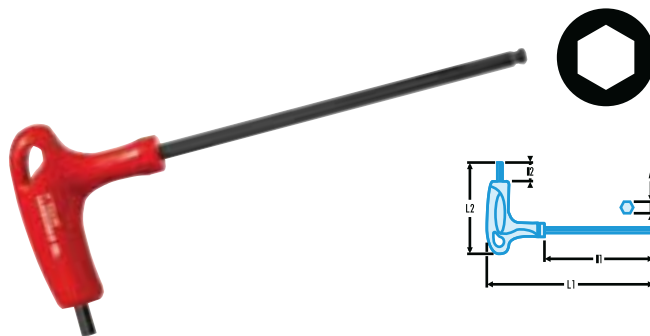
- ★ 89.TX 10 - 15 - 20 - 25 - 27 - 30 - 40.
- Tray PL.328.

Key	Plateau	$\Delta\Delta$ kg
MOD.89TX	Torx® 89.TX 10 - 15 - 20 - 25 - 27 - 30 - 40	PL.328 0,648

84TZS Metric hexagon keys with spherical head

- Ergonomic tee-handle allows effective use of either end of key.
- Spherical head gives a working angle of up to 30°. Short shank provides extra torque for tightening.
- Polished phosphate finish.
- Silicon steel.

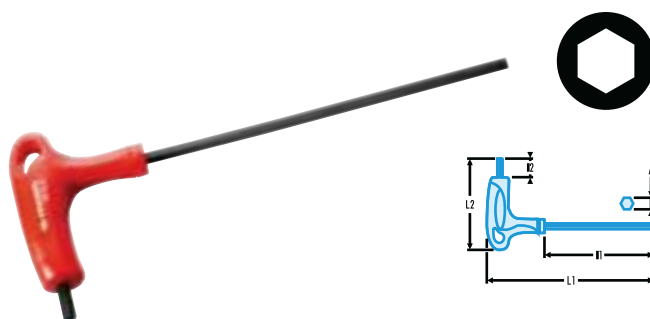
Key	A mm	I2 x I1 mm	L2 x L1 mm	$\Delta\Delta$ g
84TZS.4	4	12 x 130	77 x 183	58
84TZS.5	5	12 x 130	77 x 183	70
84TZS.6	6	15 x 175	95 x 240	112
84TZS.7	7	15 x 175	95 x 240	120
84TZS.8	8	15 x 175	95 x 240	125
84TZS.10	10	15 x 175	95 x 240	192



84TZ Standard metric hexagon keys

- Ergonomic tee-handle allows effective use of either end of key.
- Polished phosphate finish.
- Silicon steel.


Key	A mm	I2 x I1 mm	L2 x L1 mm	$\Delta\Delta$ g
84TZ.2,5	2,5	11 x 90	63 x 133	9
84TZ.3	3	11 x 90	63 x 133	12
84TZ.4	4	12 x 130	77 x 183	58
84TZ.5	5	12 x 130	77 x 183	70
84TZ.6	6	15 x 175	95 x 240	112
84TZ.8	8	15 x 175	95 x 240	125
84TZ.10	10	15 x 175	95 x 240	192



84TZ Standard inch hexagon keys

- Ergonomic tee-handle allows effective use of either end of key.
- Polished phosphate finish.
- Silicon steel.


Key	A "	I2 x I1 mm	L2 x L1 mm	$\Delta\Delta$ g
84TZ.5/32	5/32	12 x 130	77 x 183	58
84TZ.3/16	3/16	12 x 130	77 x 183	65
84TZ.7/32	7/32	15 x 175	95 x 240	80
84TZ.1/4	1/4	15 x 175	95 x 240	115
84TZ.5/16	5/16	15 x 175	95 x 240	125
84TZ.3/8	3/8	15 x 175	95 x 240	180



89TX Torx® nut spinners

- Ergonomic handle allows effective use of either end of key.
- Chrome finish, sand-blasted tips.


➤	Torx® n°	I★ A mm	l2 x l1 mm	L2 x L1 mm	ΔΔ g
89TX.6	T6	1,65	11 x 90	63 x 133	7
89TX.7	T7	1,97	11 x 90	63 x 133	8
89TX.8	T8	2,30	11 x 90	63 x 133	9
89TX.9	T9	2,48	11 x 90	63 x 133	10
89TX.10	T10	2,72	11 x 90	63 x 133	12
89TX.15	T15	3,26	11 x 90	63 x 133	15
89TX.20	T20	3,84	12 x 130	77 x 183	40
89TX.25	T25	4,40	12 x 130	77 x 183	55
89TX.27	T27	4,96	12 x 130	77 x 183	60
89TX.30	T30	5,49	15 x 175	95 x 240	90
89TX.40	T40	6,60	15 x 175	95 x 240	105
89TX.45	T45	7,77	15 x 175	95 x 240	125
89TX.50	T50	8,79	15 x 175	95 x 240	170



5-piece set of tee-handle keys

84TC.JE5


- Contains models 84TC.3 - 4 - 5 - 6 - 8 mm.
- ΔΔ : 519 g.



84TC Metric tee-handle hexagon keys

- All 3 ends with hexagon.
- Burnish-tipped chrome finish.

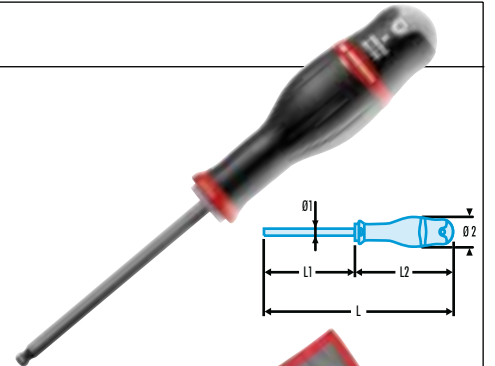
➤	● mm	A mm	L mm	ΔΔ g
84TC.3	2,0	62,5	125	22
84TC.4	4,0	62,5	125	22
84TC.3	3,0	75,0	150	26
84TC.4	4,0	90,0	180	63
84TC.5	5,0	105,0	210	100
84TC.6	6,0	105,0	210	145
84TC.8	8,0	125,0	250	220
84TC.10	10,0	150,0	300	440
84TC.12	12,0	160,0	320	645
84TC.14	14,0	170,0	340	680



New

AWSH Hexagon nut drivers - spherical head

➤	● mm	●l1xL1 mm	Ø2 x L2 mm	L mm	ΔΔ g
AWSH2X75	2	2,0 x 75	19 x 94	169	31
AWSH2,5X75	2,5	2,5 x 75	19 x 94	169	33
AWSH3X75	3	3,0 x 75	19 x 94	169	35
AWSH4X75	4	4,0 x 75	25 x 103	178	45
AWSH5X100	5	5,0 x 100	30 x 109	209	80
AWSH6X100	6	6,0 x 100	36 x 120	220	120
AWSH8X100	8	8,0 x 100	36 x 120	220	180



Set of hexagon nut drivers with spherical head

AWSH.JT6

➤	Contents	Qty
AWSH.JT6	● AWSH2X75 - AWSH2,5X75 - AWSH3X75 - AWSH4X75 - AWSH5X100 - AWSH6X100	6

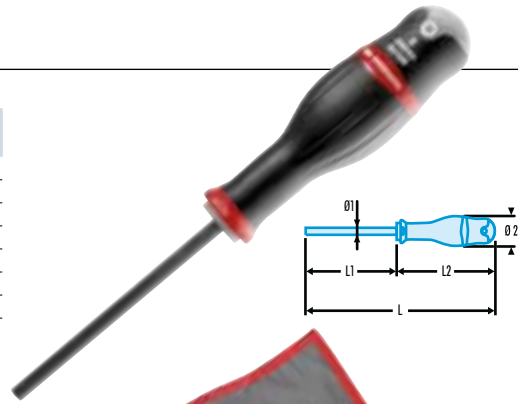


Protwist®

New

AWHH Hexagon nut spinners

	●	Ø2 x L2	L	●1xL1	ΔΔ
	mm	mm	mm	mm	g
AWHH2X75	2	19 x 94	169	2,0 x 75	31
AWHH2,5X75	2,5	19 x 94	169	2,5 x 75	33
AWHH3X75	3	19 x 94	169	3,0 x 75	35
AWHH4X75	4	25 x 103	178	4,0 x 75	45
AWHH5X100	5	30 x 109	209	5,0 x 100	80
AWHH6X100	6	36 x 120	220	6,0 x 100	120
AWHH8X100	8	36 x 120	220	8,0 x 100	180



Set of hexagon nut spinners

AWHH.JT6

	Contents	Qty
AWHH.JT6	● AWHH2X75 - AWHH2,5X75 - AWHH3X75 - AWHH4X75 - AWHH5X100 - AWHH6X100	6

Protwist®



► Special pattern keys

Set of keys for spline sockets (XZN)

80.JL7


- Set of 7 keys type 80 : M5 - M6 - M8 - M10 - M12 - M14 - M16.
- Supplied in a wallet.
- ΔΔ : 918 g.



Set of keys for groove sockets

81.JL7

- Set of 7 keys type 81 M5 - M6 - M8 - M10 - M12 - M14 - M16.
- Supplied in a wallet.
- ΔΔ : 907 g.



10-piece wallet set of keys for Bristol sockets

85.JU10

- Set of 10 keys type 85033-048-060-072-096-111-133-145-168-183.
- Supplied in a wallet.
- ΔΔ : 37 g.



Correct bit selection





















QUALITY - DURABILITY

The Facom bit range offers a versatile choice, but no single product covers all applications. It is therefore essential to match hardness with usage and carry out tests, where necessary to select the most appropriate type of bit.














Choosing the right bit for your needs

1 - According to the type of screw-driving method used :

Driving method/ Bit type	Manual E.g. : bit driver	Powered E.g. : screw gun	Impact E.g. : impact screwdriver
STANDARD 	 	 	
TORSION 	 	 	
TITANIUM TORSION 	 	 	
IMPACT 			 

-  Occasional
-  Recommended
-  Ideal

2 - According to the hexagon drive :

Fittings	 STANDARD	 High Perf'	 TITANIUM High Perf'	 IMPACT
∅ 1/4" 1-series	 Page 345	 Page 355	 Page 356	
∅ 1/4" with groove 6-series	 Page 349	 Page 356	 Page 357	
∅ 5/16" 2-series	 Page 351			 Page 362
∅ 1/2" 3-series				 Page 363

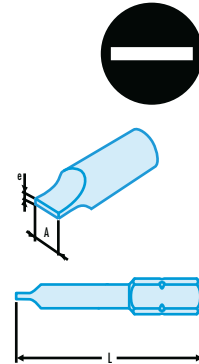
▶ Standard bits

▶▶ Standard 1-series - 1/4" (6.35 mm) drive bits

ES.1 Bits for slotted heads

▷ ISO 1173, DIN 3126, NF ISO 1173, ISO 2380-1, ISO 2351-1.

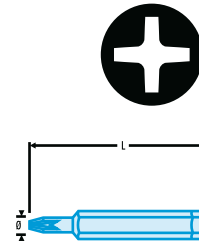
ES	e x A mm	Length mm	ΔΔ g
ES.133	0,5 x 3,0	25	5
ES.133,5	0,6 x 3,5	25	5
ES.134	0,6 x 4,0	25	6
ES.134,5	0,6 x 4,5	25	6
ES.135,5	0,8 x 5,5	25	8
ES.136,5	1,2 x 6,5	25	9
ES.138	1,2 x 8,0	25	12



EP.1 Bits for Phillips® heads

▷ ISO 1173, DIN 3126, NF ISO 1173, ISO 8764-1, ISO 2351-2.

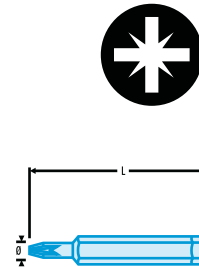
EP	Phillips® no.	Length mm	ΔΔ g
EP.100	PH.0	25	7,2
EP.101	PH.1	25	8,0
EP.111	PH.1	50	14,4
EP.102	PH.2	25	8,0
EP.122	PH.2	50	14,4
EP.103	PH.3	25	14,4



ED.1 Bits for Pozidriv® heads

▷ ISO 1173, DIN 3126, NF ISO 1173, ISO 8764-1, ISO 2351-2.

ED	Pozidriv® no.	Length mm	ΔΔ g
ED.100	PZ.0	25	6
ED.101	PZ.1	25	7
ED.111	PZ.1	50	11
ED.102	PZ.2	25	7
ED.112	PZ.2	50	12
ED.103	PZ.3	25	12

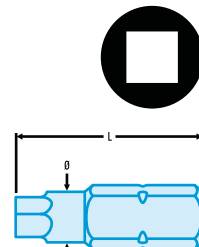


ECAR.1 Bits for square socket heads

▷ ISO 1173, DIN 3126.

• 1/4" (6,35 mm) drive.

ECAR	no.	Ø mm	L mm	ΔΔ g
ECAR.101	1	3,5	25	8
ECAR.102	2	6	25	10
ECAR.103	3	6	25	12

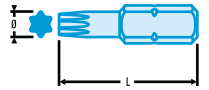


EX.1 Bits for Torx® heads

▷ ISO 1173, DIN 3126, NF ISO 1173.

- Meets Torx® specifications.

№	Torx® n°	I★ mm	L mm	ΔΔ g
EX.106	T6	1,65	25	5
EX.107	T7	1,97	25	5
EX.108	T8	2,30	25	5
EX.109	T9	2,48	25	5
EX.110	T10	2,72	25	5
EX.115	T15	3,26	25	5
EX.120	T20	3,84	25	6
EX.125	T25	4,40	25	6
EX.127	T27	4,96	25	6
EX.130	T30	5,49	25	6
EX.140	T40	6,60	25	6

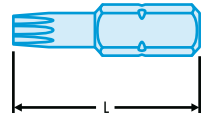


EXP.1 Bits for Torx Plus® heads

▷ ISO 1173, DIN 3126, NF ISO 1173.

- Meets Torx Plus® specifications.

№	Torx® n°	L mm	ΔΔ g
EXP.106	IP6	25	5
EXP.107	IP 7	25	5
EXP.108	IP 8	25	5
EXP.109	IP 9	25	5
EXP.110	IP 10	25	5
EXP.115	IP 15	25	5
EXP.120	IP 20	25	6
EXP.125	IP 25	25	6
EXP.127	IP 27	25	6
EXP.130	IP 30	25	6
EXP.140	IP 40	25	6

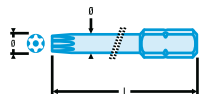


EXR.1 Bits for Resistorx® heads

▷ ISO 1173, DIN 3126, NF ISO 1173

- Meets Resistorx® specifications.
- For Resistorx safety fasteners.®.
- Long reach provides access to recessed fasteners.

№	Torx® n°	I★ mm	Ø mm	L mm	ΔΔ g
EXR.110	IP 10	2,72		25	5
EXR.115	IP 15	3,26		25	6
EXR.120	IP 20	3,84		25	6
EXR.125	IP 25	4,40		25	6
EXR.127	IP 27	4,96		25	6
EXR.130	IP 30	5,59		25	6
EXR.140	IP 40	6,60		25	6
EXR.110L	IP 10	2,72	5,2	70	8
EXR.115L	IP 15	3,26	5,2	70	8
EXR.120L	IP 20	3,84	5,6	70	9
EXR.125L	IP 25	4,40	5,6	70	11
EXR.130L	IP 30	5,59	6,0	70	14
EXR.140L	IP 40	6,60	7,1	70	17

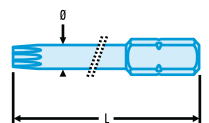


EXRP.1 Bits for Torx Plus® Tamper Resistant heads

▷ ISO 1173, DIN 3126, NF ISO 1173

- Meets Torx® specifications.

№	Torx® n°	L mm	ΔΔ g
EXRP.108	IPR 8	25	5
EXRP.110	IPR 10	25	5
EXRP.115	IPR 15	25	6
EXRP.120	IPR 20	25	6
EXRP.125	IPR 25	25	6
EXRP.127	IPR 27	25	6
EXRP.130	IPR 30	25	6
EXRP.140	IPR 40	25	6

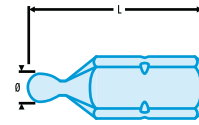


ETS.1 Bits for metric hexagon socket heads with spherical head

▷ ISO 1173, DIN 3126, NF ISO 1173.

- Spherical head gives a working angle of up to 30°.

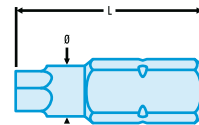
🔪	⌀ mm	L mm	ΔΔ g
ETS.102,5	2,5	25	5
ETS.103	3	25	5
ETS.104	4	25	5
ETS.105	5	25	6
ETS.106	6	25	6



EH.1 Bits for metric hexagon socket heads

▷ ISO 1173, DIN 3126, NF ISO 1173, ISO 2936, ISO 2351-3.

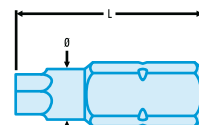
🔪	⌀ mm	Length mm	ΔΔ g
EH.101,5	1,5	25	5
EH.102	2	25	5
EH.102,5	2,5	25	5
EH.103	3	25	5
EH.104	4	25	5
EH.105	5	25	6
EH.106	6	25	7
EH.107	7	25	8
EH.108	8	25	9
EH.110	10	25	11



EH.1 Bits for inch hexagon socket heads

▷ ISO 1173, DIN 3126, NF ISO 1173, ISO 2936, ISO 2351-3.

🔪	⌀ "	Length mm	ΔΔ g
EH.101/8	1/8	25	5
EH.105/32	5/32	25	5
EH.103/16	3/16	25	5
EH.107/32	7/32	25	6
EH.101/4	1/4	25	7



EV.1 Bits for spline socket heads (XZN)

▷ ISO 1173, DIN 3126, NF ISO 1173, ISO 2936, ISO 2351-3.

🔪	Ø	L mm	ΔΔ g
EV.104	M4	25	5
EV.105	M5	25	5
EV.106	M6	25	6
EV.108	M8	25	7
EV.110	M10	25	8



Bits for Tri-wing heads

▷ ISO 1173, DIN 3126, NF ISO 1173.

Bit	Tri-Wing screw® no.	Length mm	ΔΔ g
ETRI.101	1	25	5,5
ETRI.102	2	25	5,5
ETRI.103	3	25	5,5
ETRI.104	4	25	5,5
ETRI.105	5	25	5,5



For BNAE heads

▷ ISO 1173, DIN 3126, NF ISO 1173.

Bit	BNAE no.	Length mm	ΔΔ g
EBNA.104	4	25	5
EBNA.105	5	25	5
EBNA.106	6	25	6



ETOR 1/4" bits for Torq Set® heads

▷ ISO 1173, DIN 3126, NF ISO 1173, ISO 2380-1, ISO 2351-1.

Bit	Torq-Set® screw n°	Length mm	ΔΔ g
ETOR.100	0	25	5,5
ETOR.101	1	25	5,5
ETORM.102	2	25	6
ETORM.103	3	25	6
ETORM.104	4	25	6
ETORM.105	5	25	6
ETORM.106	6	25	6
ETORM.108	8	25	6
ETORM.110	10	25	6
ETORM.101/4	1/4	32	13

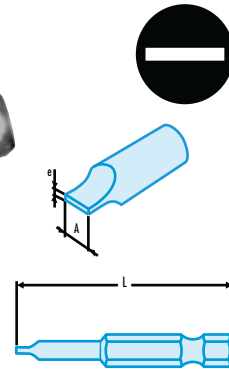


▶▶ 6-series 1/4" (6.35 mm) drive bits with groove

ES.6 Bits for slotted heads

▷ ISO 1173, DIN 3126, NF ISO 1173, ISO 2380-1, ISO 2351-1.

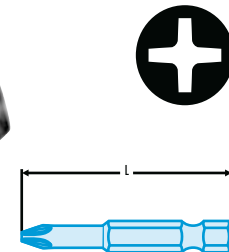
ES	e x A mm	L mm	ΔΔ g
ES.603	0,5 x 3	50	7,7
ES.603,5	0,6 x 3,5	50	7,9
ES.604	0,5 x 4	50	8,6
ES.604,5	0,6 x 4,5	50	9
ES.605,5	0,8 x 5,5	50	10
ES.606,5	1,2 x 6,5	50	11,5
ES.608	1,2 x 8	50	13,7
ES.623	0,5 x 3	70	8,8
ES.623,5	0,6 x 3,5	70	9,4
ES.624	0,8 x 4	70	10,6
ES.625,5	1 x 5,5	70	13,7
ES.634	0,8 x 4	90	12,6
ES.635,5	1 x 5,5	90	17,5



EP.6 Bits for Phillips® heads

▷ ISO 1173, DIN 3126, NF ISO 1173, ISO 8764-1, ISO 2351-2.

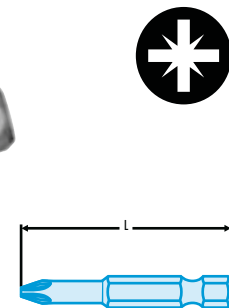

EP	Phillips® no.	L mm	ΔΔ g
EP.661	PH.1	70	PH.1
EP.662	PH.2	70	PH.2
EP.663	PH.3	70	PH.3
EP.691	PH.1	90	16.1
EP.692	PH.2	90	17.9



ED.6 Bits for Pozidriv® heads

▷ ISO 1173, DIN 3126, NF ISO 1173, ISO 8764-1, ISO 2351-2.

ED	Pozidriv® n°	ΔΔ g	Pozidriv® no.
ED.661	PZ.1	12,4	12,4
ED.662	70	14,4	14,4
ED.663	70	70	PZ.3
ED.691	PZ.1	16,1	16,1
ED.692	90	17,9	PZ.2
ED.693	90	90	PZ.3

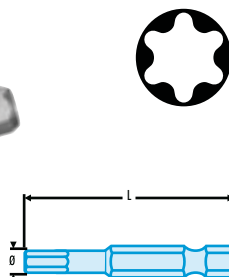


EX.6 Bits for Torx® heads

▷ ISO 1173, DIN 3126, NF ISO 1173.

- Meets Torx® specifications.

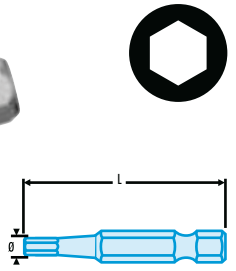

EX	Torx® n°	I★ mm	Ø mm	L mm	ΔΔ g
EX.610	T10	2,72	5,2	70	8,4
EX.615	T15	3,26	5,2	70	8,6
EX.620	T20	3,84	5,6	70	9,8
EX.625	T25	4,40	5,6	70	11,5
EX.627	T27	4,96	5,8	70	12,9
EX.630	T30	5,59	6	70	14,5
EX.640	T40	6,60	7,1	70	17,6



EH.6 Bits for hexagon socket heads

▷ ISO 1173, DIN 3126, NF ISO 1173, ISO 2936, ISO 2351-3.

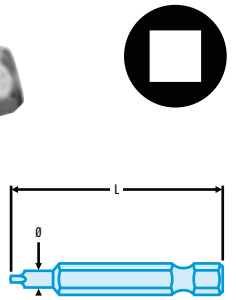
➤	Ø mm	L mm	ΔΔ g
EH.603	3	50	14,4
EH.604	4	50	14,4
EH.605	5	50	15,0
EH.606	6	50	15,5
EH.608	8	50	18,0



ECAR.6 Bits for square socket heads

▷ ISO 1173, DIN 3126, NF ISO 1173.

➤	Ø no.	L mm	ΔΔ g
ECAR.601	1	50	10
ECAR.602	2	50	12
ECAR.603	3	50	15



EF.6DM Magnetic hex nut setters

▷ ISO 1173, DIN 3126, NF ISO 1173.

- Magnet holds fastener on bit.

➤	⌀ A mm	L mm	ΔΔ g
EF.6DM5,5L	5,5	70	31
EF.6DM7L	7	70	36
EF.6DM8L	8	70	42
EF.6DM10L	10	70	49
EF.6DM13L	13	70	63



EF.6D Hex nut setters

▷ ISO 1173, DIN 3126, NF ISO 1173.


➤	⌀ A mm	L mm	ΔΔ g
EF.6D5,5L	5,5	70	26
EF.6D7L	7	70	32
EF.6D8L	8	70	37
EF.6D10L	10	70	44
EF.6D13L	13	70	58



ETORM 1/4" drive bits with groove for Torq Set® heads

▷ ISO 1173, DIN 3126, NF ISO 1173.

ETORM	Torq-Set® screw n°	Length mm	ΔΔ g
ETORM.602	2	50	12
ETORM.603	3	50	12
ETORM.604	4	50	12
ETORM.605	5	50	12
ETORM.606	6	50	12
ETORM.608	8	50	12
ETORM.610	10	50	12
ETORM.601/4	1/4	50	12

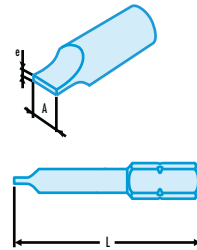


▶▶ 2-series 5/16" (7.94 mm) drive bits

ES.2 Bits for slotted heads

▷ ISO 1173, DIN 3126, NF ISO 1173, ISO 2380-1, ISO 2351-1.

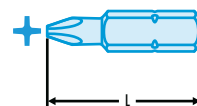
ES	e x A mm	Length mm	ΔΔ g
ES.206,5	1,2 x 6,5	41	11
ES.208	1,2 x 8,0	41	13
ES.210	1,6 x 10,0	41	19
ES.212	2,0 x 12,0	41	23



EP.2 Bits for Phillips® heads

▷ ISO 1173, DIN 3126, NF ISO 1773, ISO 8764-1, ISO 2351-2.

EP	Phillips® no.	Length mm	ΔΔ g
EP.201	PH.1	32	10
EP.202	PH.2	32	11
EP.203	PH.3	32	11
EP.204	PH.4	32	14

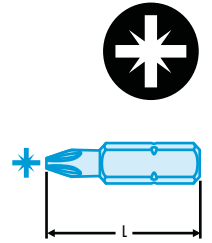


Bits

ED.2 Bits for Pozidriv® heads

▷ ISO 1173, DIN 3126, NF ISO 1173, ISO 8764-1, ISO 2351-2.

ED	Pozidriv® no.	L mm	ΔΔ g
ED.201	PZ.1	32	10
ED.202	PZ.2	32	11
ED.203	PZ.3	32	11
ED.204	PZ.4	32	12

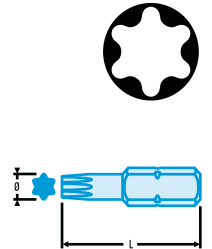


EX.2 Bits for Torx® heads

▷ ISO 1173, DIN 3126, NF ISO 1173.

- Meets Torx®.
- Length 35 and 70 mm.

ED	Torx® n°	I★ A mm	Ø mm	L mm	ΔΔ g
EX.220	T20	3,84		35	13
EX.225	T25	4,40		35	13
EX.227	T27	4,96		35	13
EX.230	T30	5,49		35	15
EX.240	T40	6,60		35	15
EX.245	T45	7,77		35	15
EX.250	T50	8,79		35	18
EX.255	T55	11,77		35	31
EX.220L	T20	3,84	5,6	70	25
EX.225L	T25	4,40	5,6	70	25
EX.230L	T30	5,49	6	70	30
EX.240L	T40	6,60	7	70	30
EX.245L	T45	7,77	Hex.7,94	70	40
EX.250L	T50	8,79	Hex.7,94	70	55



EH.2 Bits for hexagon socket heads

▷ ISO 1173, DIN 3126, NF ISO 1173, ISO 2936, ISO 2351-2.

- Metric and inch.

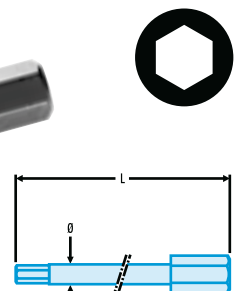
ED	Ø mm	L mm	ΔΔ g
EH.204	4	30	8
EH.205	5	30	9
EH.206	6	30	11
EH.208	8	30	13
EH.210	10	30	17
EH.201/4	1/4	30	12
EH.205/16	5/16	30	15
EH.203/8	3/8	30	19



EH.2L Long-reach bits for hexagon socket heads

▷ ISO 1173, DIN 3126, NF ISO 1173, ISO 2936, ISO 2351-3.

ED	Ø mm	Ø mm	L mm	ΔΔ g
EH.204L	4	4,8	70	15
EH.205L	5	6,0	70	19
EH.206L	6	7,0	70	23
EH.207L	7	8,9	70	28
EH.208L	8	8,9	70	29
EH.210L	10	11,3	70	42



▶▶ 1-series 1/4" (6.35mm) drive bit set

AME.B Box set of 9 bits + bit holder

- "Torsion" bits for Phillips® and Pozidriv® heads.
- Spring-clip bit holder EF.6P1.
- Compact box 115 x 52 x 21 mm.



➤	●	⊕	⊕	○	⊕	⊕	ΔΔ
	mm	no.	no.	mm	no.	n°	g
AME.B3	0,6 x 4,5 - 1 x 5,5 - 1,2 x 6,5	1 - 2 - 3	1 - 2 - 3				100
AME.B4	0,6 x 4,5 - 1 x 5,5		1 - 2	2,5 - 3 - 4 - 5 - 6			100
AME.B5	0,6 x 4,5 - 1 x 5,5	1 - 2			10 - 15 - 20 - 25 - 30		103
AME.B6					8 - 9	10 - 15 - 20 - 25 - 27 - 30 - 40	125

POCKET 6 Folding bit driver + bit sets

- 6 drivers in 1.
- Bits stored in handle.
- Magnetic bit holder. ○ 1/4".
- Closes to a compact size.
- EFPZ includes bits for slotted and Pozidriv® heads.
- EH includes hexagon bits.



➤	●	⊕	○	ΔΔ
	mm	no.	mm	g
EFPZ	4,5 - 6,5 - 8	1 - 2 - 3		200
EH			2,5 - 3 - 4 - 5 - 6 - 7	200

"Fitters" set

AME.JE1

- Comprising 16 tools :
 - x15 1/4" drive bits and 1 hinged bit holder.
 - ● Torsion type for slotted heads 0.5 x 4 - 0.6 x 4.5 - 0.8 x 5.5 - 1.2 x 6.5 mm
 - ⊕ High Perf' type for Phillips® heads PH0 - 1 - 2 - 3
 - ⊕ High Perf' type for Pozidriv® heads PZ1 - 2.
 - ○ : For hexagon heads 2 - 2.5 - 3 - 4 - 5 mm.
 - Bit holder with hinged handle AMH.142.
- Supplied in a case 125 x 95 x 28 mm.
- ΔΔ : 250 g.



"Motor mechanics" set




AME.JE2

- Comprising 16 tools :
 - x15 1/4" drive bits and 1 hinged bit holder.
 - ● High Perf' type for slotted heads 0.5 x 4 - 0.6 x 4.5 - 0.8 x 5.5 - 1.2 x 6.5 mm,
 - ⊕ ⊕ : High Perf' type for Pozidriv® heads PZ.0 - 1 - 2
 - ○ : For hexagon heads 2.5 - 3 - 4 - 5 mm.
 - ⊕ : For Torx® heads no. T 10 - 20 - 25 - 30
 - Bit holder with hinged handle AMH.142.
- Supplied in a case 125 x 95 x 28 mm.
- ΔΔ : 250 g.



Ratchet wrench and bit set



65.PEJ13

- Wrench 68 A. PE.
- 13 bits.
-  For Torx® Tamper Resistant® heads : EXR.110 - EXR.115 - EXR.120 - EXR.125 - EXR.130 - EXR.140.
-  : For hexagon socket heads : EH.103 - EH.104 - EH.105 - EH.106.
-  : For Pozidriv® heads : ED.101T - ED.102T - ED.103T.
- BP.102.
- PL.367 A.
- ΔΔ : 400 g.



▶▶ Bit modules

Bit modules

	Comprising		ΔΔ g
MOD.E20L	EH.204L - 205L - 206L - 207L - 208L - 210L EV.205L - 206L - 208L - 210L EX.230L - 240L - 245L - 250L EXR.110L - 115L - 120L - 125L - 130L - 140L Bit holders SJ.236 - R.235 - S.236	PL.624	755
MOD.E41	ED.101T-102T-103T - EH.104-105-106-107 - EH.204L-205L-206L-207L-208L-210L - EH.208-210 - EV.205L-206L-208L-210L - EV.206-208-210 - EX.230L-240L-245L-250L - EX.245-250-255	PL.621	895




▶ High Perf' bits

▶▶ 1-series 1/4" (6.35 mm) drive High Perf' bits

ES.1T High Perf' bits for slotted heads


▷ ISO 1173, DIN 3126, NF ISO 1173, ISO 2380-1, ISO 2351-1.

	e x A mm	Length mm	ΔΔ g
ES.134T	0,5 x 4	25	2
ES.134,5T	0,6 x 4,5	25	3
ES.135,5T	0,8 x 5,5	25	3
ES.145,5T	1 x 5,5	25	4
ES.136,5T	1,2 x 6,5	25	4
ES.148T	1,6 x 8	25	8



EP.1T Bits for Phillips® heads

▷ ISO 1173, DIN 3126, NF ISO 1173, ISO 8764-1, ISO 2351-2.

	Phillips® no.	L mm	ΔΔ g
EP.101T	PH.1	25	3,5
EP.102T	PH.2	25	4,0
EP.103T	PH.3	25	4,2



ED.1T Bits for Pozidriv® heads

▷ ISO 1173, DIN 3126, NF ISO 1173, ISO 8764-1, ISO 2351-2.

ED	Pozidriv® no.	L mm	ΔΔ g
ED.101T	PZ.1	25	3,5
ED.102T	PZ.2	25	4,0
ED.103T	PZ.3	25	4,2



▶▶ 6-series 1/4" (6.35 mm) drive High Perf' bits with groove

EP.6 Bits for Phillips® heads

▷ ISO 1173, DIN 3126, NF ISO 1173, ISO 8764-1, ISO 2351-2.

ED	Phillips® no.	L mm	ΔΔ g
EP.601T	PH.1	50	8,7
EP.602T	PH.2	50	10,0
EP.603T	PH.3	50	11,5



ED.60T Bits for Pozidriv® heads

▷ ISO 1173, DIN 3126, NF ISO 1173, ISO 8764-1, ISO 2351-2.

ED	Pozidriv® n°	Length mm	ΔΔ g
ED.601T	PZ.1	50	8,7
ED.602T	PZ.2	50	10,0
ED.603T	PZ.3	50	11,5



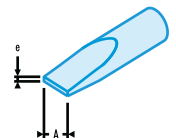
▶ Titanium High Perf' bits

▶▶ 1-series 1/4" (6.35 mm) drive titanium High Perf' bits

ES.12T Bits for slotted heads


▷ ISO 1173, DIN 3126, NF ISO 1173, ISO 2380-1, ISO 2351-1.

ED	e x A mm	L mm	ΔΔ g
ES.124,5T	0,6 x 4,5	25	3
ES.125,5T	0,8 x 5,5	25	3
ES.175,5T	1,0 x 5,5	25	4
ES.126,5T	1,2 x 6,5	25	4
ES.128T	1,6 x 8	25	8



EP.13T Bits for Phillips® heads


▷ ISO 1173, DIN 3126, NF ISO 1173, ISO 8764-1, ISO 2351-2.

	Phillips® no.	L mm	ΔΔ g
EP.131T	PH.1	25	3,5
EP.132T	PH.2	25	4,0
EP.133T	PH.3	25	4,2



ED.13T Bits for Pozidriv® heads

▷ ISO 1173, DIN 3126, NF ISO 1173, ISO 8764-1, ISO 2351-2.


	Pozidriv® no.	L mm	ΔΔ g
ED.131T	PZ.1	25	3,5
ED.132T	PZ.2	25	4,1
ED.133T	PZ.3	25	4,2




▶▶ 6-series 1/4" (6.35 mm) drive titanium High Perf' bits with groove

EP.6T Bits for Phillips® heads


▷ ISO 1173, DIN 3126, NF ISO 1173, ISO 8764-1, ISO 2351-2.

	Phillips® no.	Length mm	ΔΔ g
EP.631T	PH.1	50	8,7
EP.632T	PH.2	50	10,0
EP.633T	PH.3	50	11,5



ED.6T Bits for Pozidriv® heads

▷ ISO 1173, DIN 3126, NF ISO 1173, ISO 8764-1, ISO 2351-2.

	Pozidriv® no.	Length mm	ΔΔ g
ED.631T	PZ.1	50	8,7
ED.632T	PZ.2	50	10,0
ED.633T	PZ.3	50	11,5



▶ **Bit holders and accessories**

▶▶ **Bit holders and accessories for hand screw-driving applications**

New

Ratchet bit drivers

ACL.1




- High quality 45 tooth mechanism for speed, precision, strength and durability.
- One-handed 3-position selector ring (screw, unscrew and tighten).
- Cap with 7 bit storage compartments.
- Cap can serve as an additional mini bit-holder for difficult-to-reach screw locations.
- Partly hollow handle for storing additional bits or screws.
- Bi-material, ergonomic handle for a powerful, comfortable screwing action.
- Very low blade return torque.
- Powerful magnetic adaptor holds the bit and the screw.
- Contains 8 bits :
 -  For slotted heads : 4 - 6,5.
 -  For Phillips® : PH1 - PH2.
 -  For Pozidriv® : PZ1 - PZ2.
 -  For hexagon socket heads : 4 - 6.




Protwist®

Magnetic bit driver with in-handle bit storage compartment

AFM.2

- Easy-to-reach in-handle storage for quick bit selection.
- End cap fits perfectly onto the handle and remains firmly in place during tightening.
- Fitted with a powerful magnetic adaptor. Magnet holds the screw on the bit.
- Polyamide handle and end cap highly resistant to impact and workshop chemicals.
- Contains six 1/4" drive bits 25mm long.
 -  For slotted heads : 0.5 x 4 mm - 0.8 x 5.5 mm
 -  For Phillips® heads no. 1 and 2
 -  For Pozidriv® heads no. 1 and 2
- Chrome finished hardened steel blade.
- Supplied in a reusable transparent plastic sleeve.
- Total weight : 218 g (including 41g sleeve).



New

AM Bit driver

- AM.H : spring-clip model.
- AM.M1 : short-reach magnetic model.
- AM.M2 : long-reach magnetic model.

	A mm	B mm	L mm	ΔΔ g
AM.H	11	75	180	80
AM.M1	10	63	180	120
AM.M2	10	125	245	150



Protwist®

1/4" - 5/16" bit holder wrench

65.PE

- Takes bits :
- Series 1 : hexagonal 1/4"
- Series 2 : hexagonal 5/16"
- Used for installing 1/4" and 5/16" aircraft fasteners.
- 5° increments.
- Heads angled at 15°.
- Bits retained by spring-clip.
- Knurled head for fast pre-tightening.
- Length : 150 mm
- Satin chrome finish.
- ΔΔ : 74 g



Socket adaptor - □ 1/4" - ⌀ 1/4"

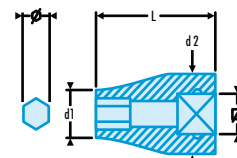
ECR

- For using 1/4" sockets with drivers A.400, A.440, A.301MT and A.341MT.
- Length 25 mm.
- ΔΔ : 15 g.



Spring-clip bit holders for 1-series 1/4" (6.35 mm) drive bits

- Bit holder R.245 includes a spring clip for secure bit retention. For infrequent bit changes, the square drive has a hole for ball or plunger lock.
- Bit holders R.235, J.235, SJ.235 include a standard clip for frequent bit changes.



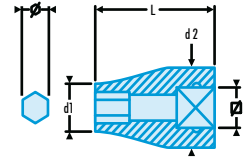
	∅	□	d1 mm	d2 mm	L mm	ΔΔ g
R.235	1/4	1/4	11,3	11,3	22	10
R.245	1/4	1/4	11,3	11,3	22	10
J.235	1/4	3/8	11,3	18,0	30	26
SJ.235	1/4	CDX	11,3	18,6	30	28



J-SJ-S Spring-clip bit holders for 2-series 5/16" (7.94 mm) drive bits

• For manual use.

Part No.	Ø	□	d1 mm	d2 mm	L mm	ΔΔ g
J.236	5/16	3/8	14	18,0	30	30
SJ.236	5/16	CDX	14	18,6	30	32
S.236	5/16	1/2	14	23	36	54



▶▶ Bit holders and accessories for non-impact powered screw-driving applications

EF Bit holders with lock-ring


Part No.	Ø	□	Length mm	ΔΔ g
EF.R	1/4	1/4	30	26
EF.J	1/4	3/8	43	48
EF.S	1/4	1/2	50	88



Magnetic bit-holder with lock-ring

EF.6P6

- For quick bit changes.
 - Magnet holds fastener on bit.
 - Length 77 mm.
- ΔΔ : 41 g.



Bit-holder with lock-ring

EF.6P5

- For quick bit changes.
 - Length 51 mm.
- ΔΔ : 31 g.



Short-reach spring-clip bit holder

EF.6P1

- Length 57 mm.
- ΔΔ : 30 g.



Magnetic bit holder

EF.6P3

- Copper-beryllium body.
 - Length 74 mm.
- ΔΔ : 39 g.



Magnetic bit holder

EF.6P4

- Length 75 mm.
- ΔΔ : 36 g.



Socket holder ☑ 1/4"

EF.6R

- Socket locking plunger.
 - Length 50 mm.
- ΔΔ : 16 g.



Long-reach socket holder ☑ 1/4"

EF.6RL

- Socket locking plunger.
 - Length 100 mm.
- ΔΔ : 38 g.



Socket holder ☑ 3/8"

EF.6J

- Socket locking plunger.
 - Length 50 mm.
- ΔΔ : 25 g.



Long-reach socket holder ☐ 3/8"

EF.6JL

- Socket locking plunger.
- Length 100 mm.
- ΔΔ : 80 g.



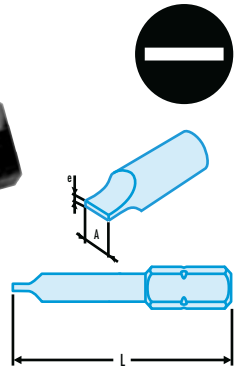
► Impact bits

►► 2-series 5/16" (7.94 mm) drive impact bits

ENS.2 Bits for slotted heads

- ▷ ISO 1173, DIN 3126, NF ISO 1173.
- For use with impact drivers.
- Burnished finish.

➤	e x A mm	L mm	ΔΔ g
ENS.205,5	0,8 x 5,5	41	10
ENS.206,5	1,2 x 6,5	41	12
ENS.208	1,2 x 8,0	41	14
ENS.210	1,6 x 10	41	19
ENS.212	2,0 x 12,0	41	22
ENS.214	2,5 x 14,0	41	28
ENS.215,5	1,0 x 5,5	41	10
ENS.218	1,6 x 8,0	41	19



ENP.2 Bits for Phillips® heads

- ▷ ISO 1173, DIN 3126, NF ISO 1173.
- For use with impact drivers.
- Burnished finish.

➤	Phillips® no.	L mm	ΔΔ g
ENP.201	PH.1	32	14
ENP.202	PH.2	32	14
ENP.203	PH.3	32	14
ENP.204	PH.4	32	14



END.2 Bits for Pozidriv® heads

- ▷ ISO 1173, DIN 3126, NF ISO 1173.
- For use with impact drivers.
- Burnished finish.



➤	Pozidriv® no.	L mm	ΔΔ g
END.201	PZ.1	32	10
END.202	PZ.2	32	10
END.203	PZ.3	32	11
END.204	PZ.4	32	12



ENH.2 Bits for hexagon socket heads

▷ ISO 1173, DIN 3126, NF ISO 1173.

- For use with impact drivers.
- Burnished finish.


		L	ΔΔ
	mm	mm	g
ENH.204	4	30	9
ENH.205	5	30	10
ENH.206	6	30	11
ENH.208	8	30	13
ENH.210	10	30	17

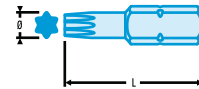


ENX.2 Bits for Torx® heads

▷ ISO 1173, DIN 3126, NF ISO 1173.




- Meets Torx® specifications.
- For use with impact drivers.
- Burnished finish.

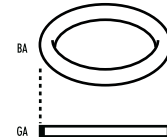
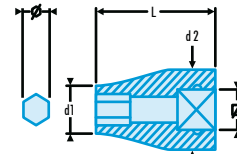
	Torx® no.	I★ mm	L mm	ΔΔ g
ENX.220	T.20	3,84	35	13
ENX.225	T.25	4,40	35	13
ENX.227	T.27	4,96	35	13
ENX.230	T.30	5,49	35	15
ENX.240	T.40	6,60	35	15
ENX.245	T.45	7,77	35	15
ENX.250	T.50	8,79	35	18
ENX.255	T.55	11,77	35	31



NJ-NS.236A Impact bit-holders

- For your safety, always use locking rings and pins.
- Burnished finish.


			Ø d1 mm	Ø d2 mm	GA	BA	L mm	ΔΔ g
NJ.236A	3/8	5/16	14,0	19	GA.15A	BA.16A	37	35
NS.236A	1/2	5/16	15,5	25	GA.20A	BA.20A	40	65

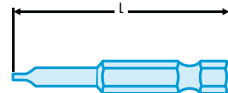
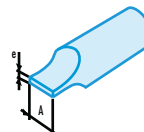



▶▶ 3-series 1/2" (12.7 mm) drive impact bits

ENS.3 Bits for slotted heads



- For use with impact tools.
- Burnished finish.

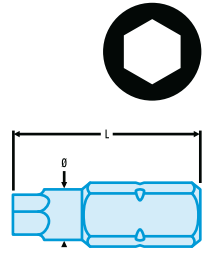
	e x A mm	L mm	ΔΔ g
ENS.312	2,0 x 12	50	40
ENS.314	2,5 x 14	50	46
ENS.316	2,5 x 16	50	59



ENH.3 Bits for metric hexagon socket heads



- For use with impact tools.
- Burnished finish.

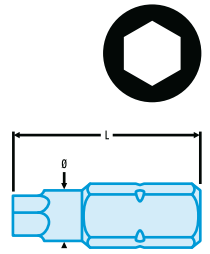
		L	ΔΔ
	mm	mm	g
ENH.303	3	50	20
ENH.304	4	50	22
ENH.305	5	50	22
ENH.306	6	50	24
ENH.307	7	50	24
ENH.308	8	50	24
ENH.310	10	50	30
ENH.311	11	50	40
ENH.312	12	50	45
ENH.314	14	50	55
ENH.317	17	50	73
ENH.319	19	50	86



ENH.3 Bits for inch hexagon socket heads



- For use with impact tools.
- Burnished finish.

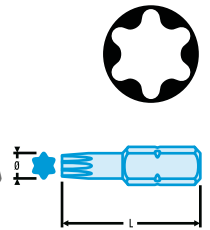
		L	ΔΔ
		mm	g
ENH.301/2	1/2	50	48
ENH.309/16	9/16	50	57
ENH.305/8	5/8	50	65
ENH.303/4	3/4	50	86
ENH.307/16	7/16	50	40



NEX Bits for Torx® heads

- Meets Torx® specifications.
- For use with impact tools.




	Torx® no.	 I	L	ΔΔ
		mm	mm	g
NEX.25A	T.25	4,40	50	18
NEX.27A	T.27	4,96	50	18
NEX.30A	T.30	5,49	50	20
NEX.40A	T.40	6,60	50	25
NEX.45A	T.45	7,77	50	25
NEX.50A	T.50	8,79	50	30
NEX.55A	T.55	11,17	50	38
NEX.60A	T.60	13,20	50	45
NEX.70A	T.70	15,49	50	55

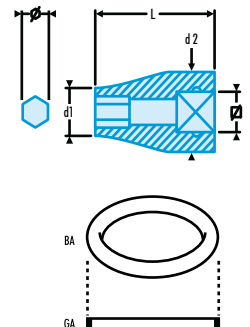


NJ-NS.237A Impact bit-holders

▷ ISO 1174-2, DIN 3121, NF ISO 1174-2.

- For use with impact tools.
- For your safety, always use locking rings and pins.
- Burnished finish.

			∅ d1	∅ d2	GA	BA	L	ΔΔ
	"	"	mm	mm			mm	g
NJ.237A	3/8	1/2	19	19	GA.15A	BA.16A	37	40
NS.237A	1/2	1/2	20	25	GA.20A	BA.20A	40	40



►► Impact bit set

14-piece 1/2" drive impact bit set

NHX.14APF

- Comprising :
 - 2 bit holders \square 1/2", \varnothing 1/2" and 5/16".
 - \circ Hexagonal 6-7-8-10-12 and 14 mm.
 - \oplus Torx® no. 30-40-45-50 and 55.
 - \oplus Phillips® 2 - 3 and 4.
 - BP.102.
 - PL.402A.
 - $\Delta\Delta$: 800 g.



14-piece 3/8" drive impact bit set

JHX.14

- Comprising :
 - 2 bit holders \square 1/2", \varnothing 1/2" and 5/16".
 - \circ Hexagonal 6-7-8-10-12 and 14 mm.
 - \oplus Torx® no. 30-40-45-50 and 55.
 - BP.102.
 - PL.402A.
 - $\Delta\Delta$: 800 g.



Impact screwdrivers



Impact driver


FOR LOOSENING SEIZED, RUSTED OR STUCK FASTENERS QUICKLY AND IN COMPLETE SAFETY

- Choose the correct bit for the screw head pattern and hit the driver with a mallet.
- Hitting the handle of the driver compresses a spring that fires the bit into rotation to loosen the screw. As there is no hard, repeated impact as is the case with impact wrenches, there is less risk of damage to the screw pattern.
- Also suitable for tightening.



Safety first

- Do not use anything other than a dead-blow hammer to avoid damaging the driver (see section 10).
- Wear eye protection (See section 15).



▶ 3/8" series

Impact driver

NJ.260

- 3/8" (9.53 mm)
- Torque 200 N.m.
- Diameter 32 mm.
- Length 160 mm.
- Chrome finish.
- Weight : 795 g.



12-piece tool set

NJ.261M

- Comprising :
 - END no. 2-3.
 - ENP no. 2-3.
 - ENS 6.5-8-10 mm.
 - ENH 5-6-8 mm.
 - NJ.236A.
 - NJ.260.
- Comes in a plastic box BP.115.
- Tray PL.72A.
- Weight : 1.720 kg.



16-piece tool set

NJ.262

- Comprising :
 - END no. 2-3-4
 - ENP no. 2-3-4
 - ENS 6.5-8-10 mm
 - ENX no. 20-25-27-30-40
 - NJ.236A
 - NJ.260.
- Comes in a plastic box BP.115.
- Tray PL.73A
- Weight : 1.780 kg.



Impact screwdrivers

▶ 1/2" series

Impact driver

NS.260A

- 1/2" (12.7 mm)
- Torque 400 N.m.
- Diameter 32 mm.
- Length 165 mm.
- Chrome finish.
- ΔΔ : 800 g.



13-piece tool set

NS.263M

- Comprising :
 - END no. 2-3-4
 - ENH 5-6-8-10 mm
 - ENS 8-10-12-14 mm
 - NS.236A.
 - ▮ NS.260A.
- Comes in a plastic box BP.115.
- Tray PL.49A.
- ΔΔ : 1.780 kg.



Impact driver

NS.265M

- 21-piece tool set
- 1/2" (12.7 mm)
- Torque 400 Nm.
- Comes in a plastic box BP.115.
- Tray PL.50A.
- Comprising :
 - END no. 2-3-4 Pozidriv® bits.
 - ENP no. 2-3-4 Phillips® bits.
 - ENS n° 8-10-12-14 mm Straight bits.
 - ENH no. 5-6-8-10 mm Hexagon bits
 - ENX no. 20-30-40-45-50 Torx® impact bits.
 - NS.236A Impact bit-holder.
 - ▮ NS.260A Impact driver
- ΔΔ : 1.920 kg.



Impact driver module

MOD.NS260PB

- Comprising :
 - NS.260A Driver.
 - NS.236A Bit-holder 1/2" to 5/16".
 - 15 impact bits :
 - PH2 PH3 PH4 PZ2 PZ3.
 - Hexagonal 6 to 10 mm.
 - Torx® no. 20 to no. 55.
- Tray PL.380.
- ΔΔ : 1.25 kg.



X-ON Electronics

Largest Supplier of Electrical and Electronic Components

Click to view similar products for [facom](#) manufacturer:

Other Similar products are found below :

[92A.5,5](#) [ARB.5.5X40](#) [AMR](#) [ANXR10X75](#) [AEF.J6](#) [AEF.J1](#) [EH.107](#) [EH.103](#) [256.2.5](#) [MT.J3](#) [986058](#) [75.10](#) [PB.MTJ5](#) [84E.J1](#) [455B](#) [440.19](#)
[44.6X7](#) [440.6](#) [440.21](#) [R.306-25D](#) [R.217](#) [R.5](#) [J.13LA](#) [431.LE](#) [405.10](#) [425.E](#) [405.12E](#) [R.216](#) [601](#) [AEF.1,5X35](#) [AEFP.00X35](#) [AEX.J2](#)
[AEX.9X75](#) [AEX.7X35](#) [251A.2.5](#) [HB.2B](#) [440.20](#) [435.E](#) [432.LMT](#) [44.12X13](#) [440.5H](#) [440.22](#) [R.304DA](#) [427.MT](#) [416.PMT](#) [113A.6C](#)
[113A.10C](#) [251A.3](#) [89S.JP8](#) [AEF.1,8X35](#)