

# 7. Screwdrivers, keys and bits

## ▶ PROTWIST screwdrivers 308



Sets and Modules ..... 310  
Screwdrivers ..... 311

## ▶ 1000 V insulated screwdrivers 320



Sets and Modules ..... 320  
Screwdrivers ..... 321  
Screwdrivers for terminals ..... 323

## ▶ ISORYL screwdrivers 324



## ▶ Wood-handle screwdrivers 326



## ▶ Miscellaneous screwdrivers 328



Multi-blade screwdrivers ..... 328  
Protwist ratchet bit drivers ..... 330  
Protwist bit holders ..... 330  
Voltage-tester screwdrivers ..... 331  
Magnetiser / Demagnetiser ..... 331  
Screw starters ..... 331  
Offset screwdrivers ..... 332

## ▶ Key sets 334



## ▶ Hexagonal keys 337



## ▶ TORX® keys 340



## ▶ Nut spinners - Tee-handle keys 341



## ▶ Special pattern keys 343



## ▶ Standard bits 345



Series 1 – ¼" drive ..... 345  
Series 6 – ¼" drive with groove ..... 349  
Series 2 – 5/16" drive ..... 351  
Bit sets and modules ..... 354

## ▶ Torsion bits 355



Series 1 – ¼" drive ..... 356  
Series 6 – ¼" drive ..... 357

## ▶ Titanium torsion bits 356



Series 1 – ¼" drive ..... 356  
Series 6 – ¼" drive ..... 357

## ▶ Bit holders and accessories 358



Manual screw driving ..... 358  
Non-impact power-assisted screw driving ..... 360

## ▶ Impact bits 362



Series 2 – 5/16" drive ..... 362  
Series 3 – 1/2" drive ..... 363  
Bit sets ..... 365

## ▶ Impact screwdrivers 366



3/8" series ..... 366  
1/2" series ..... 367

## ▶ 692 Section 17 0-series bits 4 mm drive



**NEW**

### Ratchet bit drivers



### High performance 45-tooth ratchet

#### Advantages

**Protwist**<sup>®</sup>


- ▶ Saves time
- ▶ Very low ratchet return-stroke torque
- ▶ 8 screwdriver bits
- ▶ Ergonomic bi-material handle
- ▶ Smart storage: bits are easy to pick-up and return



**N** **330**

**NEW**

### Torx Plus



### New patterns, new tools

**TORXplus**<sup>®</sup>



Torx Plus



Torx plus TAMPER RESISTANT

#### Advantages

- ▶ Tools for TorxPlus patterns
- ▶ Higher torque transfer
- ▶ No risk of slippage



**N** **305**

*Comfortable,  
strong and durable*

**Protwist**

**Advantages**

- ▶ Ergonomic handle
- ▶ Strong, comfortable grip
- ▶ Accurate black-tipped blade
- ▶ Powerful carbon silicon steel blade
- ▶ Colour coded



**N** 308





## New Screwdriver

# Protwist®



### CARBON SILICIUM

### GOOD TORQUE TRANSMISSION AND FAST SCREWING SPEED

#### Natural grip, excellent comfort

- Efficient pre-tightening.
- Comfortable high torque action.
- Easier torque transfer.

#### Strong, comfortable grip and long-lasting performance

Soft polyurethane zone, polyamide core for high resistance to:

- Impact and stress.
- Abrasion and chemical agents.



#### Five handle sizes to suit the tip size

- Small sizes have a long, thin body for a faster screwing action.
- Larger sizes have a wider gripping surface for a firmer hold and maximum torque transfer.



#### Silicon carbon steel blades

- Very strong.
- Excellent resistance to bending.

#### Black tip : no risk of flaking and guaranteed accuracy

- Retains the dimensional accuracy of the machined tip.
- No chromium deposits in the environment.
- No weakening due to hydrogen release during chromium plating.



# Screwdrivers




## Choosing the right blade for your needs

*The Protwist® range, an ideal combination of blade types and tip patterns to choose from. Over 200 references to cover all your needs.*

|                   |                     |                                  |                           |                     |                                    |                              |                           |
|-------------------|---------------------|----------------------------------|---------------------------|---------------------|------------------------------------|------------------------------|---------------------------|
|                   |                     |                                  |                           |                     |                                    |                              |                           |
|                   | Short blade AN      | Round blade, sand-blasted tip AS | Round blade, black tip AN | Hexagonal blade AW  | Hexagonal blade with bolster AWH   | 1,000 V insulated blade A.VE | Hexagonal blade AWHH AWSH |
|                   | Awkward spaces      | Frequent use                     | Intensive use             | High torque         | Added torquing power with a wrench | Live working                 | Hexagon socket heads      |
|                   | 10 refs 7 tips      | 24 refs 20 tips                  | 90 refs 59 tips           | 18 refs 14 tips     | 16 refs 14 tips                    | 31 refs 23 tips              | 14 refs 7 tips            |
|                   | 4 → 6,5 mm<br>⇒ x 4 | 2,5 → 10 mm<br>⇒ x 11            | 2 → 10 mm<br>⇒ x 30       | 4 → 12 mm<br>⇒ x 10 | 5,5 → 14 mm<br>⇒ x 8               | 2 → 12 mm<br>⇒ x 18          |                           |
|                   | 1 → 2<br>⇒ x 3      | 0 → 3<br>⇒ x 4                   | 0 → 4<br>⇒ x 10           | 1 → 4<br>⇒ x 4      | 1 → 4<br>⇒ x 4                     | 0 → 4<br>⇒ x 5               |                           |
|                   | 1 → 2<br>⇒ x 3      | 0 → 3<br>⇒ x 4                   | 0 → 4<br>⇒ x 9            | 1 → 4<br>⇒ x 4      | 1 → 4<br>⇒ x 4                     | 0 → 3<br>⇒ x 4               |                           |
|                   |                     | 10 → 30<br>⇒ x 5                 | 6 → 40<br>⇒ x 12          |                     |                                    |                              |                           |
|                   |                     |                                  | 10 → 40<br>⇒ x 7          |                     |                                    |                              |                           |
|                   |                     |                                  | 5 → 40<br>⇒ x 12          |                     |                                    |                              |                           |
|                   |                     |                                  | 10 → 40<br>⇒ x 7          |                     |                                    |                              |                           |
|                   |                     |                                  | 1 → 3<br>⇒ x 3            |                     |                                    |                              |                           |
| <i>Borneo</i><br> |                     |                                  |                           |                     |                                    | 1 → 2<br>⇒ x 4               |                           |
|                   |                     |                                  |                           |                     |                                    |                              | 2 → 8 mm<br>⇒ x 14        |

Colour coding for immediate identification of all Protwist® screwdrivers.



## ► PROTWIST® screwdriver sets and modules

### Protwist® screwdriver sets

| Code            | Qty | Contents   |
|-----------------|-----|--|
| <b>AND.J5</b>   | 5   | ⊕ ANDOX75 - AND1X100 - AND2X125<br>- AND3X150 - AND4X200   |
| <b>ANP.J5</b>   | 5   | ⊕ ANPOX75 - ANP1X100 - ANP2X125<br>- ANP3X150 - ANP4X200   |
| <b>ANX.J6</b>   | 6   | ★ ANX10X75 - ANX15X75 - ANX20X100<br>- ANX25X100 - ANX30X125 - ANX40X150   |
| <b>ANXP.J6</b>  | 6   | ★ ANXP10X75 - ANXP15X75 - ANXP20X100<br>- ANXP25X100 - ANXP30X125 - ANXP40X150   |
| <b>ANXR.J5</b>  | 5   | ⊕ ANXR10X75 - ANXR15X75 - ANXR20X100<br>- ANXR25X100 - ANXR30X125  |
| <b>ANXRP.J5</b> | 5   | ⊕ ANXRP10X75 - ANXRP15X75 - ANXRP20X100<br>- ANXRP25X100 - ANXRP30X125   |
| <b>ANP.J6</b>   | 6   | ● AN3,5X75 - AN4X100 - AN5,5X150<br>- AN6,5X150 ⊕ ANP1X100 - ANP2X125  |
| <b>AND.J6</b>   | 6   | ● AN3,5X75 - AN4X100 - AN5,5X150<br>- AN6,5X150 ⊕ AND1X100 - AND2X125  |
| <b>AN.J10</b>   | 10  | ● AN3,5X75 - AN4X100 - AN5,5X150<br>- ANF6,5X150 - AW8X150 - AW10X200<br>⊕ ANP1X100 - ANP2X125<br>⊕ AND1X100 - AND2X125                                |
| <b>AWP.J6</b>   | 6   | ● AW4X100 - AW5,5X150 - AW6,5X150<br>- AW8X200 ⊕ AWP1X100 - AWP2X125   |
| <b>AWD.J6</b>   | 6   | ● AW4X100 - AW5,5X150 - AW6,5X150<br>- AW8X200 ⊕ AWD1X100 - AWD2X125   |
| <b>ANWH.J13</b> | 13  | ● AN3,5X75 - AN4X100 - AN5,5X100 -<br>AW6,5X150 - AWH8X150 - AWH10X200 - AN4X25<br>- AN6,5X35 ⊕ ANP1X100 - ANP2X125 - ANP2X35<br>⊕ AND1X100 - AND2X125 |



| Code            | Description  |
|-----------------|--------------|
| <b>CKS.13B</b>  | Tool rack    |
| <b>CKS.82A</b>  | Tool rack    |
| <b>CKS.83A</b>  | Tool rack    |
| <b>CKS.16A</b>  | Tool rack    |
| <b>N.38A-6C</b> | Nylon wallet |
| <b>N.38A-9B</b> | Nylon wallet |

### Protwist® screwdriver modules

| Code            | Qty | Contents  | Tray     |
|-----------------|-----|---|----------|
| <b>MOD.A1</b>   | 8   | ● AN3X75 - AN3,5X100 - AN4X100<br>- AN5,5X125 - AWH6,5X150 -<br>AWH8X175 ⊕ ANP1X100 - ANP2X125    | PL.325   |
| <b>MODM.A1</b>  | 8   | ● AN3X75 - AN3,5X100 - AN4X100<br>- AN5,5X125 - AWH6,5X150 -<br>AWH8X175 ⊕ ANP1X100 - ANP2X125    | PM.MODA1 |
| <b>MOD.A2</b>   | 8   | ● AN2X75 - AN2,5X75 - AWDH3X150<br>⊕ ANPOX75 ⊕ ANDOX75<br>- AND1X100 - AND2X125                   | PL.631   |
| <b>MOD.A3</b>   | 8   | ● AN4X25 - AN5,5X35<br>⊕ ANPOX75 - ANP1X25 ⊕ ANDOX75<br>- AND1X100 - AND2X125 - AND2X35           | PL.326   |
| <b>MODM.A3</b>  | 9   | ● AN4X25 - AN5,5X35<br>⊕ ANPOX75 - ANP1X25 ⊕ ANDOX75<br>- AND1X100 - AND2X125 - AND2X35           | PM.MODA3 |
| <b>MOD.ANXR</b> | 7   | ⊕ ANXR10X75 - ANXR15X75<br>- ANXR20X100 - ANXR25X100<br>- ANXR27X100 - ANXR30X125<br>- ANXR40X150 | PL.327   |
| <b>MOD.ANX</b>  | 7   | ★ ANX10X75 - ANX15X75<br>- ANX20X100 - ANX25X100 -<br>ANX27X100 - ANX30X125<br>- ANX40X150        | PL.327   |




# Screwdrivers

## ▶ Protwist® screwdrivers for slotted heads

### AN For slotted heads - machined blades

- Round shank allows reach into recesses.
- Matt chrome blade, hardened black tip.
- Extra-long blades for increased accessibility.

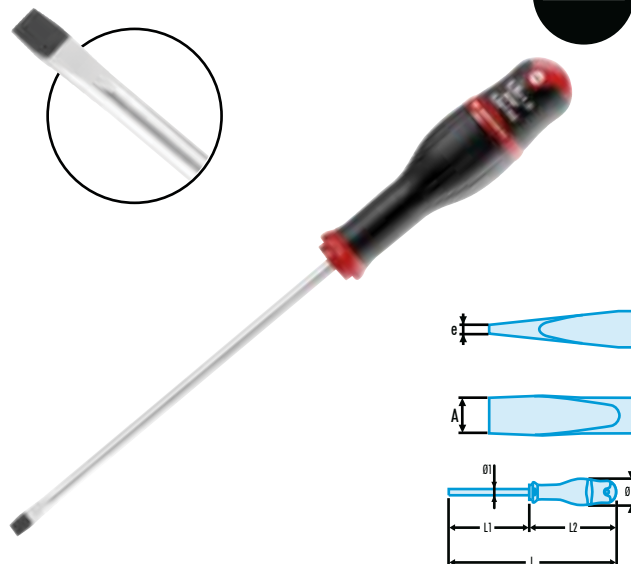
| ➤                | E x A<br>mm | Ø1 x L1<br>mm | Ø2 x L2<br>mm | L<br>mm | ΔΔ<br>g |
|------------------|-------------|---------------|---------------|---------|---------|
| <b>AN2X75</b>    | 0,4 x 2,0   | 2,0 x 75      | 19 x 94       | 169     | 18      |
| <b>AN2,5X50</b>  | 0,4 x 2,5   | 2,5 x 50      | 19 x 94       | 144     | 20      |
| <b>AN2,5X75</b>  | 0,4 x 2,5   | 2,5 x 75      | 19 x 94       | 169     | 21      |
| <b>AN3X75</b>    | 0,5 x 3,0   | 3,0 x 75      | 25 x 103      | 178     | 32      |
| <b>AN3X100</b>   | 0,5 x 3,0   | 3,0 x 100     | 25 x 103      | 203     | 33      |
| <b>AN3,5X75</b>  | 0,6 x 3,5   | 3,5 x 75      | 25 x 103      | 178     | 41      |
| <b>AN3,5X100</b> | 0,6 x 3,5   | 3,5 x 100     | 25 x 103      | 203     | 43      |
| <b>AN3,5X250</b> | 0,6 x 3,5   | 3,5 x 250     | 25 x 103      | 353     | 55      |
| <b>AN4X100</b>   | 0,8 x 4,0   | 4,0 x 100     | 30 x 109      | 209     | 47      |
| <b>AN4X150</b>   | 0,8 x 4,0   | 4,0 x 150     | 30 x 109      | 259     | 52      |
| <b>AN4X200</b>   | 0,8 x 4,0   | 4,0 x 200     | 30 x 109      | 309     | 57      |
| <b>AN4X300</b>   | 0,8 x 4,0   | 4,0 x 300     | 30 x 109      | 409     | 120     |
| <b>AN5,5X100</b> | 1,0 x 5,5   | 5,5 x 100     | 30 x 109      | 209     | 82      |
| <b>AN5,5X125</b> | 1,0 x 5,5   | 5,5 x 125     | 30 x 109      | 234     | 87      |
| <b>AN5,5X150</b> | 1,0 x 5,5   | 5,5 x 150     | 30 x 109      | 259     | 91      |
| <b>AN5,5X200</b> | 1,0 x 5,5   | 5,5 x 200     | 30 x 109      | 309     | 105     |
| <b>AN5,5X300</b> | 1,0 x 5,5   | 5,5 x 300     | 30 x 109      | 409     | 130     |
| <b>AN6,5X125</b> | 1,2 x 6,5   | 6,5 x 125     | 36 x 120      | 245     | 132     |
| <b>AN6,5X150</b> | 1,2 x 6,5   | 6,5 x 150     | 36 x 120      | 270     | 140     |
| <b>AN6,5X200</b> | 1,2 x 6,5   | 6,5 x 200     | 36 x 120      | 320     | 153     |
| <b>AN6,5X300</b> | 1,2 x 6,5   | 6,5 x 300     | 36 x 120      | 420     | 180     |



### ANF For slotted heads - forged blades

- Optimum tip grain structure for exceptional torsional strength.
- Matt chrome blade, hardened black tip.
- Extra-long blades for increased accessibility.

| ➤                 | e x A<br>mm | Ø1 x L1<br>mm | Ø2 x L2<br>mm | L<br>mm | ΔΔ<br>g |
|-------------------|-------------|---------------|---------------|---------|---------|
| <b>ANF4X100</b>   | 0,8 x 4,0   | 4,0 x 100     | 30 x 109      | 209     | 47      |
| <b>ANF5,5X100</b> | 1,0 x 5,5   | 5,5 x 100     | 30 x 109      | 209     | 76      |
| <b>ANF5,5X150</b> | 1,0 x 5,5   | 5,5 x 150     | 30 x 109      | 259     | 84      |
| <b>ANF6,5X100</b> | 1,2 x 6,5   | 6,0 x 100     | 36 x 120      | 220     | 120     |
| <b>ANF6,5X150</b> | 1,2 x 6,5   | 6,0 x 150     | 36 x 120      | 270     | 131     |
| <b>ANF8X150</b>   | 1,2 x 8,0   | 7,0 x 150     | 40 x 125      | 275     | 149     |
| <b>ANF8X200</b>   | 1,2 x 8,0   | 7,0 x 200     | 40 x 125      | 325     | 164     |
| <b>ANF10X200</b>  | 1,6 x 10,0  | 9,0 x 200     | 40 x 125      | 325     | 214     |
| <b>ANF10X250</b>  | 1,6 x 10,0  | 9,0 x 250     | 40 x 125      | 375     | 268     |



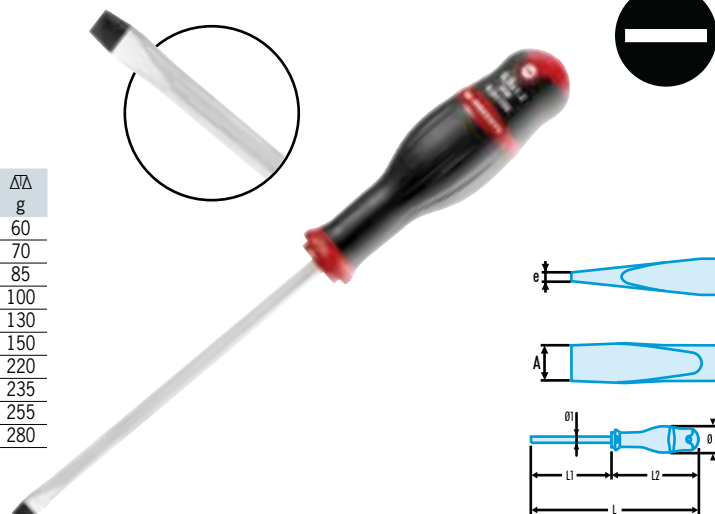


# Screwdrivers

## AW For slotted heads - hexagonal blades

- Hexagonal blades for optimum resilience and performance.
- Matt chrome blade, hardened black tip.
- Extra-long blades for increased accessibility.

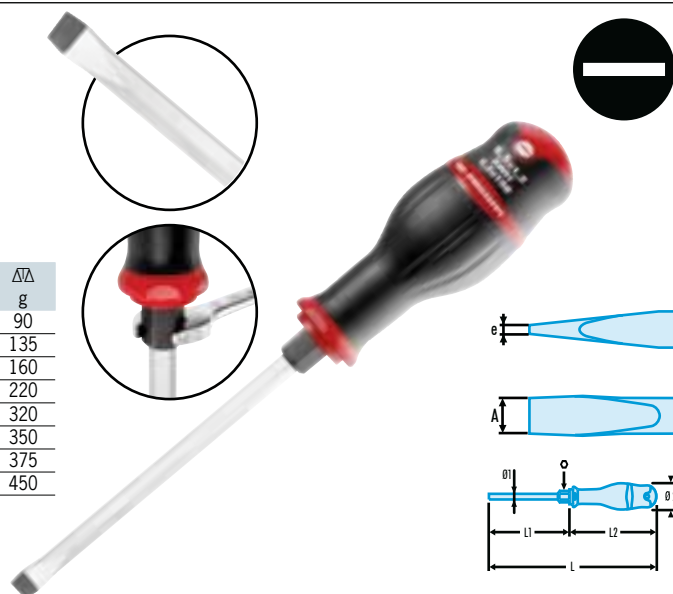
| ➤         | E x A<br>mm | ⌀ 1 x 1L<br>mm | Ø2 x L2<br>mm | L<br>mm | ΔΔ<br>g |
|-----------|-------------|----------------|---------------|---------|---------|
| AW4X100   | 0,8 x 4,0   | 4,0 x 100      | 30 x 109      | 209     | 60      |
| AW4X150   | 0,8 x 4,0   | 4,0 x 150      | 30 x 109      | 259     | 70      |
| AW5,5X100 | 1,0 x 5,5   | 5,0 x 100      | 30 x 109      | 209     | 85      |
| AW5,5X150 | 1,0 x 5,5   | 5,0 x 150      | 30 x 109      | 259     | 100     |
| AW6,5X125 | 1,2 x 6,5   | 6,0 x 125      | 36 x 120      | 245     | 130     |
| AW6,5X150 | 1,2 x 6,5   | 6,0 x 150      | 36 x 120      | 270     | 150     |
| AW8X150   | 1,2 x 8,0   | 7,0 x 150      | 40 x 125      | 275     | 220     |
| AW8X200   | 1,2 x 8,0   | 7,0 x 200      | 40 x 125      | 300     | 235     |
| AW10X200  | 1,6 x 10,0  | 9,0 x 200      | 40 x 125      | 325     | 255     |
| AW12X250  | 2,0 x 12,0  | 10,0 x 250     | 40 x 125      | 375     | 280     |



## AWH Power series for slotted heads

- Hexagon blade with bolster for unscrewing tight screws.
- Matt chrome blade, hardened black tip.
- Extra-long blades for increased accessibility.

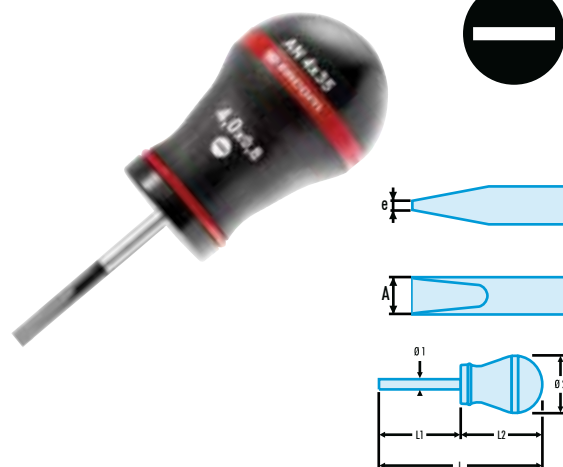
| ➤          | e x A<br>mm | ⌀ 1 x 1L<br>mm | Ø2 x L2<br>mm | L<br>mm | Ω<br>mm | ΔΔ<br>g |
|------------|-------------|----------------|---------------|---------|---------|---------|
| AWH5,5X125 | 1,0 x 5,5   | 5,0 x 125      | 30 x 109      | 234     | 8       | 90      |
| AWH6,5X150 | 1,2 x 6,5   | 6,0 x 150      | 36 x 120      | 270     | 10      | 135     |
| AWH8X175   | 1,2 x 8,0   | 7,0 x 175      | 40 x 125      | 300     | 11      | 160     |
| AWH8EX175  | 1,6 x 8,0   | 8,0 x 175      | 40 x 125      | 300     | 12      | 220     |
| AWH10X175  | 1,6 x 10,0  | 9,0 x 175      | 40 x 125      | 300     | 14      | 320     |
| AWH12x200  | 2,0 x 12,0  | 10,0 x 200     | 40 x 125      | 325     | 14      | 350     |
| AWH12X250  | 2,0 x 12,0  | 10,0 x 250     | 40 x 125      | 375     | 14      | 375     |
| AWH14X250  | 2,5 x 14,0  | 12,0 x 250     | 40 x 125      | 375     | 16      | 450     |



## AN For slotted heads - short blades

- Short round blade and stubby handle for working in confined spaces.
- Steel, chromium, silicon, manganese.

| ➤        | E x A<br>mm | Ø1 x L1<br>mm | Ø2 x L2<br>mm | L<br>mm | ΔΔ<br>g |
|----------|-------------|---------------|---------------|---------|---------|
| AN4X25   | 0,8 x 4,0   | 4,0 x 25      | 36 x 56       | 81      | 35      |
| AN4X35   | 0,8 x 4,0   | 4,0 x 35      | 36 x 56       | 91      | 36      |
| AN5,5X35 | 1,0 x 5,5   | 5,5 x 35      | 36 x 56       | 91      | 41      |
| AN6,5X35 | 1,2 x 6,5   | 6,5 x 35      | 36 x 56       | 91      | 46      |






# Screwdrivers



## Choosing the right screwdriver for cross-heads

### POWER - DURABILITY - QUALITY



PHILLIPS® PH



POZIDRIV® PZ

The two main cross-head types have very different profiles. Choosing the right screwdriver is crucial for :

- Extending tool life.
- Protecting screw patterns.
- Transmitting maximum torque without wear, particularly with difficult fasteners.

Each tip pattern has a different colour code to help you choose the right screwdriver.


Yellow for PHILLIPS® screwdrivers and blue for POZIDRIV® screwdrivers.

A pictogram of the pattern is also shown on the colour coded end.



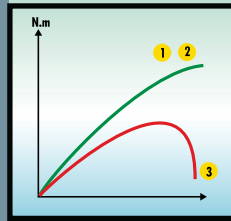
### SMALL DIFFERENCES CAN HAVE A BIG EFFECT

Correct patterns and sizes.




1

2




Screwdriver-to-fastener torque transmission.


Incorrect patterns or sizes.



3



Using the right screwdriver for the fastener optimises contact areas and transmits maximum torque.



Using the wrong screwdriver reduces contact areas, increases risk of wear or breakage (worn tips, broken fins) which can damage fasteners and assemblies, and may even cause injury.

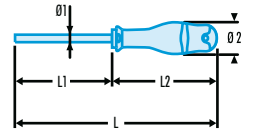



## ▶ Protwist® screwdrivers for Phillips® heads

### ANP For Phillips® heads - round blades

- Extra-long blades for increased accessibility.
- Matt chrome blade, hardened black tip.

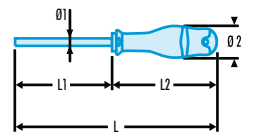

| ➤               | Phillips® no. | Ø1 x L1 mm | Ø2 x L2 mm | L mm | ΔΔ g |
|-----------------|---------------|------------|------------|------|------|
| <b>ANPOX75</b>  | PH.0          | 3,0 x 75   | 25 x 103   | 178  | 45   |
| <b>ANP1X75</b>  | PH.1          | 4,5 x 75   | 30 x 109   | 184  | 73   |
| <b>ANP1X100</b> | PH.1          | 4,5 x 100  | 30 x 109   | 209  | 76   |
| <b>ANP1X250</b> | PH.1          | 4,5 x 250  | 30 x 109   | 359  | 99   |
| <b>ANP2X100</b> | PH.2          | 6,0 x 100  | 36 x 120   | 220  | 120  |
| <b>ANP2X125</b> | PH.2          | 6,0 x 125  | 36 x 120   | 245  | 126  |
| <b>ANP2X250</b> | PH.2          | 6,0 x 250  | 36 x 120   | 370  | 153  |
| <b>ANP2X400</b> | PH.2          | 6,0 x 400  | 36 x 120   | 520  | 186  |
| <b>ANP3X150</b> | PH.3          | 8,0 x 150  | 40 x 125   | 275  | 194  |
| <b>ANP4X200</b> | PH.4          | 10,0 x 200 | 40 x 125   | 325  | 277  |



### AWP For Phillips® heads - hexagonal blades

- Hexagonal blades for optimum resilience and performance.
- Matt chrome blade, hardened black tip.

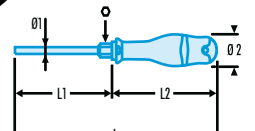

| ➤               | Phillips® no. | ● 1 x 1L mm | Ø2 x L2 mm | L mm | ΔΔ g |
|-----------------|---------------|-------------|------------|------|------|
| <b>AWP1X100</b> | PH.1          | 5,0 x 100   | 30 x 109   | 209  | 80   |
| <b>AWP2X125</b> | PH.2          | 6,0 x 125   | 36 x 120   | 245  | 130  |
| <b>AWP3X150</b> | PH.3          | 8,0 x 150   | 40 x 125   | 275  | 200  |
| <b>AWP4X200</b> | PH.4          | 10,0 x 200  | 40 x 125   | 325  | 280  |



### AWPH For Phillips® heads - power series

- Hexagon blade with bolster for unscrewing tight screws.
- Matt chrome blade, hardened black tip.

| ➤                | Phillips® no. | ● 1 x 1L mm | Ø2 x L2 mm | L mm | ⊘ mm | ΔΔ g |
|------------------|---------------|-------------|------------|------|------|------|
| <b>AWPH1X100</b> | PH.1          | 5,0 x 100   | 30 x 109   | 209  | 8    | 70   |
| <b>AWPH2X125</b> | PH.2          | 6,0 x 125   | 36 x 120   | 245  | 10   | 130  |
| <b>AWPH3X150</b> | PH.3          | 8,0 x 150   | 40 x 125   | 275  | 12   | 200  |
| <b>AWPH4X200</b> | PH.4          | 10,0 x 200  | 40 x 125   | 325  | 14   | 280  |

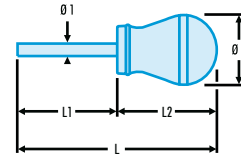


# Screwdrivers

## ANP For Phillips® heads - short blades

- Short blade and stubby handle for working in confined spaces.
- Matt chrome blade, hardened black tip.

| Φ       | Phillips® no. | Ø1 x L1 mm | Ø2 x L2 mm | L mm | ΔΔ g |
|---------|---------------|------------|------------|------|------|
| ANP1X25 | PH.1          | 4,5 x 25   | 36 x 56    | 81   | 38   |
| ANP1X35 | PH.1          | 4,5 x 35   | 36 x 56    | 91   | 39   |
| ANP2X35 | PH.2          | 6,0 x 35   | 36 x 56    | 91   | 44   |

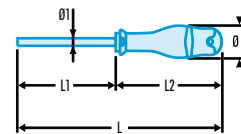



## ▶ Protwist® screwdriver for Pozidriv® heads

### AND For Pozidriv® heads - round blades

- Round matt chrome blade.
- Hardened black tip.

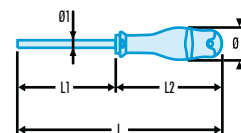
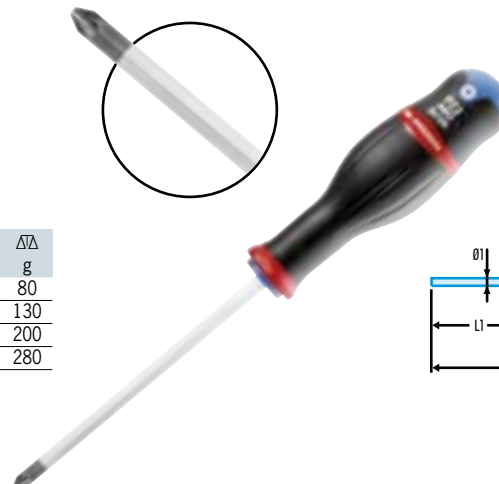
| Φ        | Pozidriv® no. | Ø1 x L1 mm | Ø2 x L2 mm | L mm | ΔΔ g |
|----------|---------------|------------|------------|------|------|
| ANDOX75  | PZ.0          | 3,0 x 75   | 25 x 103   | 178  | 45   |
| AND1X75  | PZ.1          | 4,5 x 75   | 30 x 109   | 184  | 73   |
| AND1X100 | PZ.1          | 4,5 x 100  | 30 x 109   | 209  | 76   |
| AND1X250 | PZ.1          | 4,5 x 250  | 30 x 109   | 359  | 99   |
| AND2X100 | PZ.2          | 6,0 x 100  | 36 x 120   | 220  | 120  |
| AND2X125 | PZ.2          | 6,0 x 125  | 36 x 120   | 245  | 126  |
| AND2X250 | PZ.2          | 6,0 x 250  | 36 x 120   | 370  | 153  |
| AND3X150 | PZ.3          | 8,0 x 150  | 40 x 125   | 275  | 194  |
| AND4X200 | PZ.4          | 10,0 x 200 | 40 x 125   | 325  | 277  |



### AWD For Pozidriv® heads - hexagonal blades

- Hexagonal blades for optimum resilience and performance.
- Matt chrome blade, hardened black tip.

| Φ        | Pozidriv® no. | Ø1 x L1 mm | Ø2 x L2 mm | L mm | ΔΔ g |
|----------|---------------|------------|------------|------|------|
| AWD1X100 | PZ.1          | 5,0 x 100  | 30 x 109   | 209  | 80   |
| AWD2X125 | PZ.2          | 6,0 x 125  | 36 x 120   | 245  | 130  |
| AWD3X150 | PZ.3          | 8,0 x 150  | 40 x 125   | 275  | 200  |
| AWD4X200 | PZ.4          | 10,0 x 200 | 40 x 125   | 325  | 280  |

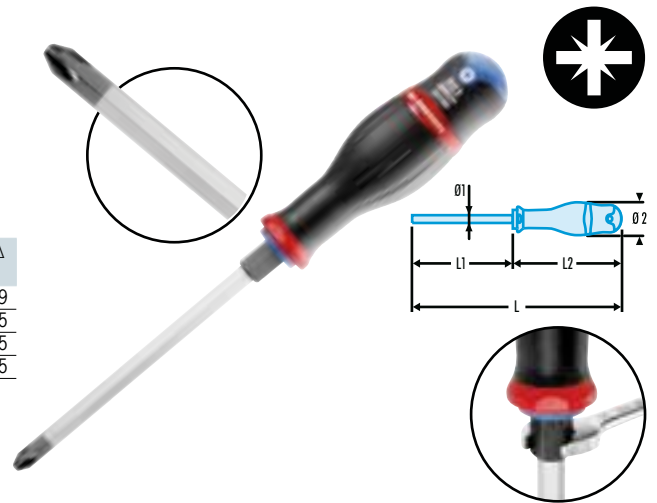


# Screwdrivers

## AWDH For Pozidriv® heads - power series

- Hexagon blade with bolster for unscrewing tight screws.
- Matt chrome blade, hardened black tip.

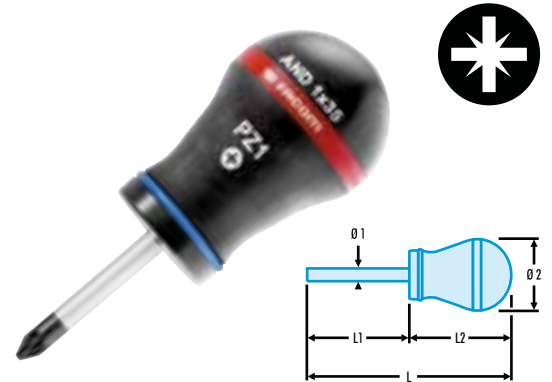
| AWDH             | Pozidriv® no. | Ø1 x L1 mm | Ø2 x L2 mm | L mm | Ø mm | ΔΔ g |
|------------------|---------------|------------|------------|------|------|------|
| <b>AWDH1X100</b> | PZ.1          | 5,0 x 100  | 30 x 109   | 209  | 8    | 209  |
| <b>AWDH2X125</b> | PZ.2          | 6,0 x 125  | 36 x 120   | 245  | 10   | 245  |
| <b>AWDH3X150</b> | PZ.3          | 8,0 x 150  | 40 x 125   | 275  | 12   | 275  |
| <b>AWDH4X200</b> | PZ.4          | 10,0 x 200 | 40 x 125   | 325  | 14   | 325  |



## AND For Pozidriv® heads - short blades

- Short round blade and stubby handle for working in confined spaces.
- Matt chrome blade, hardened black tip.

| AND            | Pozidriv® no. | Ø1 x L1 mm | Ø2 x L2 mm | L mm | ΔΔ g |
|----------------|---------------|------------|------------|------|------|
| <b>AND1X25</b> | PZ.1          | 4,5 x 25   | 36 x 56    | 81   | 38   |
| <b>AND1X35</b> | PZ.1          | 4,5 x 35   | 36 x 56    | 91   | 40   |
| <b>AND2X35</b> | PZ.2          | 6,0 x 35   | 36 x 56    | 91   | 45   |

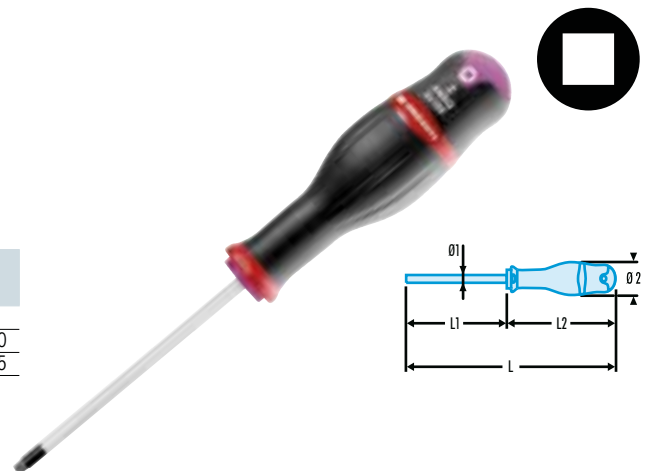


## ▶ Protwist® screwdrivers for square drive heads

### ANSQ For square drive heads

- Matt chrome blade, hardened black tip.

| ANSQ             | Robertson® n° | Ø2 x L2 mm | Ø2 x L2 mm | Ø1 x L1 mm | ΔΔ g      |
|------------------|---------------|------------|------------|------------|-----------|
| <b>ANSQ1X75</b>  | SQ 1          | 30 x 109   | 30 x 109   | 184        | 73        |
| <b>ANSQ2X100</b> | SQ 2          | 36 x 120   | 220        | 220        | 5,0 x 100 |
| <b>ANSQ3X125</b> | SQ 3          | 40 x 125   | 250        | 250        | 6,0 x 125 |





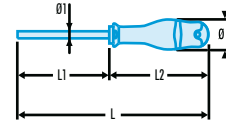

# Screwdrivers

## ► Protwist® screwdrivers for Torx® and Resistorx® heads

### ANN for Torx® heads

- Meets Torx® specifications.
- Matt chrome blade, hardened black tip.

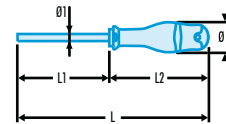

| ⇒         | Torx N° | Ø1 x L1<br>mm | I*<br>mm | Ø2 x L2<br>mm | L<br>mm | ΔΔ<br>g |
|-----------|---------|---------------|----------|---------------|---------|---------|
| ANX6X50   | T.6     | 2,5 x 50      | 1,65     | 19 x 94       | 144     | 20      |
| ANX7X50   | T.7     | 2,5 x 50      | 1,97     | 19 x 94       | 144     | 20      |
| ANX8X50   | T.8     | 2,5 x 50      | 2,30     | 25 x 103      | 153     | 35      |
| ANX9X75   | T.9     | 3,0 x 75      | 2,48     | 25 x 103      | 178     | 45      |
| ANX10X75  | T.10    | 3,0 x 75      | 2,74     | 30 x 109      | 184     | 50      |
| ANX15X75  | T.15    | 3,5 x 75      | 3,26     | 30 x 109      | 184     | 61      |
| ANX20X100 | T.20    | 4,0 x 100     | 3,84     | 36 x 120      | 220     | 67      |
| ANX20X150 | T.20    | 4,0 x 150     | 3,84     | 36 x 120      | 270     | 73      |
| ANX25X100 | T.25    | 5,0 x 100     | 4,40     | 36 x 120      | 220     | 113     |
| ANX27X100 | T.27    | 5,5 x 100     | 4,96     | 36 x 120      | 220     | 113     |
| ANX30X125 | T.30    | 6,0 x 125     | 5,49     | 36 x 120      | 245     | 126     |
| ANX40X150 | T.40    | 7,0 x 150     | 6,60     | 40 x 125      | 275     | 173     |



### ANXP for Torx Plus® heads

- Meets Torx Plus® specifications.
- Matt chrome blade, hardened black tip.

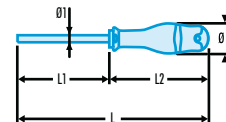

| ⇒          | Torx® n° | I*<br>mm | Ø1 x L1<br>mm | Ø2 x L2<br>mm | L<br>mm | ΔΔ<br>g |
|------------|----------|----------|---------------|---------------|---------|---------|
| ANXP5X50   | IP 5     | 1,42     | 2,5 x 50      | 19 x 95       | 144     | 20      |
| ANXP6X50   | IP 6     | 1,65     | 2,5 x 50      | 19 x 95       | 144     | 20      |
| ANXP7X50   | IP 7     | 1,97     | 2,5 x 50      | 19 x 95       | 144     | 20      |
| ANXP8X50   | IP 8     | 2,30     | 2,5 x 50      | 25 x 103      | 153     | 35      |
| ANXP9X75   | IP 9     | 2,48     | 3,0 x 75      | 25 x 103      | 178     | 45      |
| ANXP10X75  | IP 10    | 2,74     | 3,0 x 75      | 30 x 109      | 184     | 50      |
| ANXP15X75  | IP 15    | 3,26     | 3,5 x 75      | 30 x 110      | 184     | 61      |
| ANXP20X100 | IP 20    | 3,84     | 4,0 x 100     | 36 x 120      | 220     | 67      |
| ANXP25X100 | IP 25    | 4,40     | 5,0 x 100     | 36 x 120      | 220     | 113     |
| ANXP27X100 | IP 27    | 4,96     | 5,5 x 100     | 36 x 120      | 220     | 113     |
| ANXP30X125 | IP 30    | 5,49     | 6,0 x 125     | 36 x 120      | 245     | 126     |
| ANXP40X150 | IP 40    | 6,60     | 7,0 x 150     | 40 x 125      | 275     | 173     |



### ANXR For Resistorx® heads

- Meets Resistorx® specifications.
- Matt chrome blade, hardened black tip.

| ⇒          | Resistorx® n° | I*<br>mm | Ø1 x L1<br>mm | Ø2 x L2<br>mm | L<br>mm | ΔΔ<br>g |
|------------|---------------|----------|---------------|---------------|---------|---------|
| ANXR10X75  | TT 10         | 2,74     | 3,0 x 75      | 25 x 109      | 184     | 50      |
| ANXR15X75  | TT 15         | 3,26     | 3,5 x 75      | 30 x 110      | 185     | 61      |
| ANXR20X100 | TT 20         | 3,84     | 4,0 x 100     | 36 x 120      | 220     | 67      |
| ANXR25X100 | TT 25         | 4,40     | 5,0 x 100     | 36 x 120      | 220     | 113     |
| ANXR27X100 | TT 27         | 4,96     | 5,5 x 100     | 36 x 120      | 220     | 113     |
| ANXR30X125 | TT 30         | 5,49     | 6,0 x 125     | 36 x 120      | 245     | 126     |
| ANXR40X150 | TT 40         | 6,60     | 7,0 x 150     | 40 x 125      | 275     | 173     |



# Screwdrivers

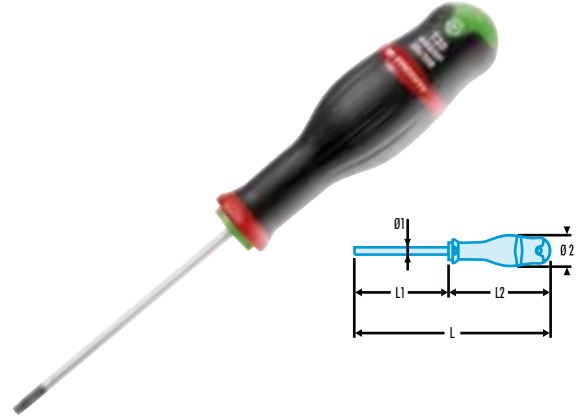
Screwdrivers, keys and bits

## ANXRP for Torx Plus® Tamper Resistant heads

- Meets Torx Plus® specifications.
- Matt chrome blade, hardened black tip.



| Resistorx® n° | T    | mm   | Ø1 x L1<br>mm | Ø2 x L2<br>mm | L<br>mm | ΔΔ<br>g |
|---------------|------|------|---------------|---------------|---------|---------|
| ANXRP10X75    | T 10 | 2,74 | 3,0 x 75      | 30 x 109      | 184     | 50      |
| ANXRP15X75    | T 15 | 3,26 | 3,5 x 75      | 30 x 110      | 185     | 61      |
| ANXRP20X100   | T 20 | 3,84 | 4,0 x 100     | 36 x 120      | 220     | 67      |
| ANXRP25X100   | T 25 | 4,40 | 5,0 x 100     | 36 x 120      | 220     | 113     |
| ANXRP27X100   | T 27 | 4,96 | 5,5 x 100     | 36 x 120      | 220     | 113     |
| ANXRP30X125   | T 30 | 5,49 | 6,0 x 125     | 36 x 120      | 245     | 126     |
| ANXRP40X140   | T 40 | 6,60 | 7,0 x 150     | 40 x 125      | 275     | 173     |



## ► Set of Protwist® screwdrivers - sand-blasted tips

### 6-piece set of screwdrivers for slotted and Phillips® heads

#### ASP.J6

| Qty | Contents  |
|-----|---|
| 6   | ● AS3,5X75 - AS4X100 - AS5,5X100 - ASF6,5X150 ● ASP1X100 - ASP2X125 |



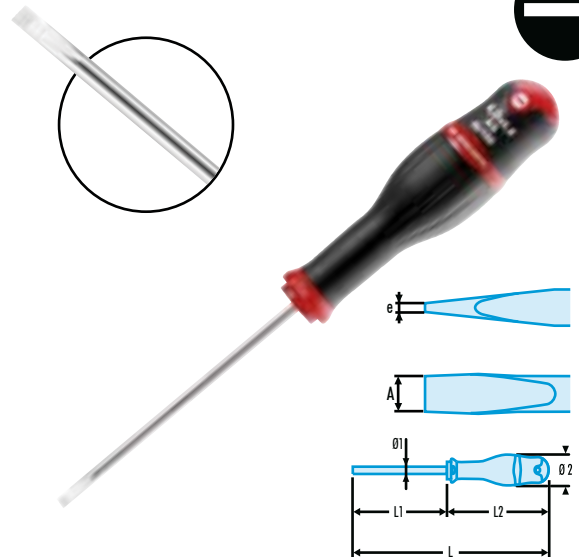
## ► Protwist® screwdrivers - sand-blasted tips

### AS - ASF For slotted heads

- Shiny chrome blade, sand-blasted tip.
- AS : machined blades - ASF : forged blades.



| E x A<br>mm | Ø1 x L1<br>mm | Ø2 x L2<br>mm | L<br>mm | ΔΔ<br>g |
|-------------|---------------|---------------|---------|---------|
| AS2,5X75    | 0,4 x 2,5     | 2,5 x 75      | 170     | 21      |
| AS3,5X75    | 0,6 x 3,5     | 3,5 x 75      | 179     | 41      |
| AS3,5X100   | 0,6 x 3,5     | 3,5 x 100     | 204     | 43      |
| AS4X100     | 0,8 x 4,0     | 4,0 x 100     | 209     | 47      |
| AS5,5X100   | 1,0 x 5,5     | 5,5 x 100     | 210     | 82      |
| AS5,5X150   | 1,0 x 5,5     | 5,5 x 150     | 260     | 91      |
| AS6,5X150   | 1,2 x 6,5     | 6,5 x 150     | 270     | 140     |
| ASF5,5X100  | 1,0 x 5,5     | 5,0 x 100     | 210     | 76      |
| ASF6,5X150  | 1,2 x 6,5     | 6,0 x 150     | 270     | 120     |
| ASF8X150    | 1,2 x 8,0     | 7,0 x 150     | 275     | 149     |
| ASF10X200   | 1,6 x 10,0    | 9,0 x 200     | 325     | 214     |

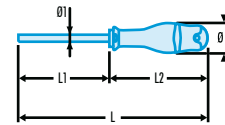



# Screwdrivers

## ASP for Phillips® heads

- Shiny chrome blade, sand-blasted tip.

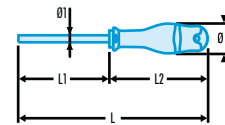

| ➤               | Phillips®<br>n° | Ø1 x L1<br>mm | Ø2 x L2<br>mm | L<br>mm | ΔΔ<br>g |
|-----------------|-----------------|---------------|---------------|---------|---------|
| <b>ASPOX75</b>  | PH 0            | 3,0 x 75      | 25 x 104      | 179     | 45      |
| <b>ASP1X100</b> | PH 1            | 4,5 x 100     | 30 x 110      | 210     | 76      |
| <b>ASP2X125</b> | PH 2            | 6,0 x 125     | 36 x 120      | 245     | 126     |
| <b>ASP3X150</b> | PH 3            | 8,0 x 150     | 40 x 125      | 275     | 194     |



## ASD for Pozidriv® heads

- Shiny chrome blade, sand-blasted tip.

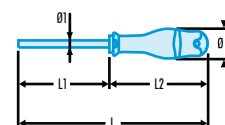

| ➤               | Pozidriv®<br>n° | Ø1 x L1<br>mm | Ø2 x L2<br>mm | L<br>mm | ΔΔ<br>g |
|-----------------|-----------------|---------------|---------------|---------|---------|
| <b>ASDOX75</b>  | PZ 0            | 3,0 x 75      | 25 x 104      | 179     | 45      |
| <b>ASD1X100</b> | PZ 1            | 4,5 x 100     | 30 x 110      | 210     | 76      |
| <b>ASD2X125</b> | PZ 2            | 6,0 x 125     | 36 x 120      | 245     | 126     |
| <b>ASD3X150</b> | PZ 3            | 8,0 x 150     | 40 x 125      | 275     | 194     |



## ASX for Torx® heads

- Meets Torx® specifications.
- Shiny chrome blade, sand-blasted tip.

| ➤                | Torx® n° | I★<br>mm | Ø1 x L1<br>mm | Ø2 x L2<br>mm | L<br>mm | ΔΔ<br>g |
|------------------|----------|----------|---------------|---------------|---------|---------|
| <b>ASX10X75</b>  | T 10     | 2,74     | 3,0 x 75      | 30 x 109      | 184     | 50      |
| <b>ASX15X75</b>  | T 15     | 3,26     | 3,5 x 75      | 30 x 110      | 185     | 61      |
| <b>ASX20X100</b> | T 20     | 3,84     | 4,0 x 100     | 36 x 120      | 220     | 73      |
| <b>ASX25X100</b> | T 25     | 4,40     | 5,0 x 100     | 36 x 120      | 220     | 113     |
| <b>ASX30X125</b> | T 30     | 5,49     | 6,0 x 125     | 36 x 120      | 245     | 126     |



## New Screwdriver

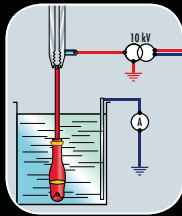
# Protwist®

**1000 VOLTS**  
EN 60900

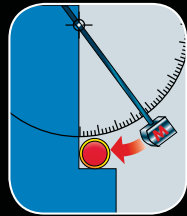
### FACOM VE-SERIES 1,000 V SCREWDRIVERS

Tools built for electrical safety to European standard EN 60900 specifications, and designed for working on live components up to 1,000 V AC and 1,500 V DC. For your safety, every screwdriver is tested to 10,000 V for 10 seconds at the end of the manufacturing cycle.

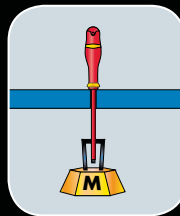
Tested in accordance with EN 60900.



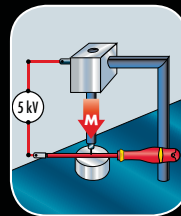
Electrical resistance



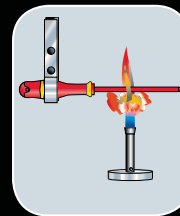
Impact resistance



Pull-off resistance



Pull-off resistance



Combustion test



#### Safety first

Working on live components is hazardous. For your safety it is important that you

- Ensure that the insulation is not damaged by :
  - heat (-20 to 70° working temperature),
  - chemicals,
  - cuts or perforations.
- Visually check insulation before use.



## ▶ 1,000 V insulated Protwist® sets and modules

### A.VE 1,000 V insulated screwdriver sets

| Set     | Number of screwdrivers | Contents  |
|---------|------------------------|---|
| AD.J5VE | 5                      | ● A3,5x100VE - A4x100VE - A5,5x125VE ⊕ AD1x100VE - AD2x125VE                                      |
| AP.J5VE | 5                      | ● A3,5x100VE - A4x100VE - A5,5x125VE ⊕ AP1x100VE - AP2x125VE                                      |
| AD.J8VE | 8                      | ● A2,5x75VE - A3x75VE - A3,5x75VE - A4x100VE - A5,5x125VE - A6,5x150VE<br>⊕ AD1x100VE - AD2x125VE |



### 8-piece 1,000 V insulated screwdriver module

#### MOD.A1VE

| Module   | Number of screwdrivers | Contents   | Tray   |
|----------|------------------------|--|--------|
| MOD.A1VE | 8                      | ● A3,5x100VE - A4x100VE - A5,5x125VE - A6,5x150VE<br>⊕ AP1x100VE - AP2x125VE ⊕ AD1x100VE - AD2x125VE | PL.764 |





# Screwdrivers

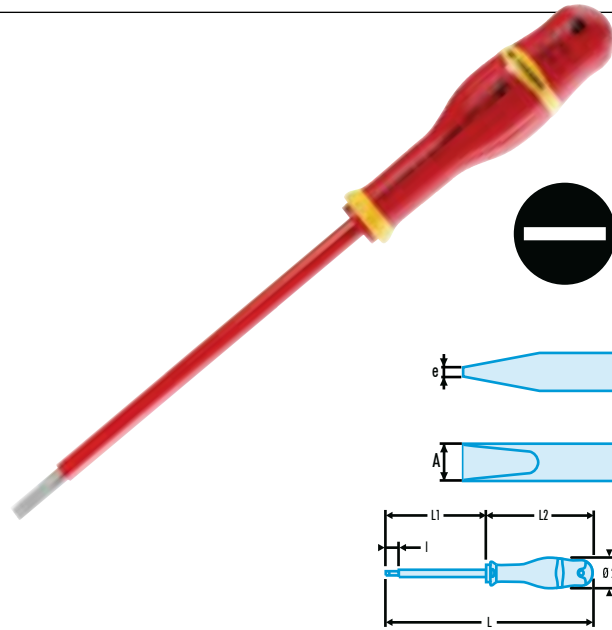
## ▶ Protwist® 1,000 V insulated screwdrivers for slotted heads

### A.VE For slotted heads

▷ NF ISO 2380-1, NF ISO 2380-2, DIN ISO 2380-1, DIN ISO 2380-2.

- 1,000 V sheathed round blade.
- Machined blade up to 5.5 inclusive. Hollowed blade from 6.5 to 12.

| ⇒                 | E x A<br>mm | l x L1<br>mm | Ø2 x L2<br>mm | L<br>mm | ΔΔ<br>g |
|-------------------|-------------|--------------|---------------|---------|---------|
| <b>A2X75VE</b>    | 0,4 x 2,0   | 18 x 40      | 19 x 95       | 170     | 23      |
| <b>A2,5X50VE</b>  | 0,4 x 2,5   | 18 x 50      | 25 x 103      | 153     | 30      |
| <b>A2,5X75VE</b>  | 0,4 x 2,5   | 18 x 75      | 25 x 103      | 178     | 32      |
| <b>A3X75VE</b>    | 0,5 x 3,0   | 18 x 75      | 25 x 103      | 178     | 38      |
| <b>A3X100VE</b>   | 0,5 x 3,0   | 18 x 100     | 25 x 103      | 202     | 39      |
| <b>A3,5X75VE</b>  | 0,6 x 3,5   | 18 x 75      | 25 x 104      | 179     | 42      |
| <b>A3,5X100VE</b> | 0,6 x 3,5   | 18 x 100     | 25 x 104      | 204     | 44      |
| <b>A4X100VE</b>   | 0,8 x 4,0   | 18 x 100     | 30 x 110      | 210     | 48      |
| <b>A4X150VE</b>   | 0,8 x 4,0   | 18 x 150     | 30 x 110      | 260     | 53      |
| <b>A5,5X125VE</b> | 1,0 x 5,5   | 18 x 125     | 30 x 110      | 235     | 88      |
| <b>A5,5X150VE</b> | 1,0 x 5,5   | 18 x 150     | 30 x 110      | 260     | 92      |
| <b>A5,5X200VE</b> | 1,0 x 5,5   | 18 x 200     | 30 x 110      | 310     | 106     |
| <b>A6,5X150VE</b> | 1,2 x 6,5   | 18 x 150     | 36 x 120      | 270     | 120     |
| <b>A6,5X200VE</b> | 1,2 x 6,5   | 18 x 200     | 36 x 120      | 320     | 170     |
| <b>A8X150VE</b>   | 1,2 x 8,0   | 18 x 150     | 40 x 125      | 275     | 160     |
| <b>A8X200VE</b>   | 1,2 x 8,0   | 18 x 200     | 40 x 125      | 325     | 180     |
| <b>A10X200VE</b>  | 1,6 x 10,0  | 18 x 200     | 40 x 125      | 325     | 240     |
| <b>A12X250VE</b>  | 2,0 x 12,0  | 18 x 250     | 40 x 125      | 375     | 360     |



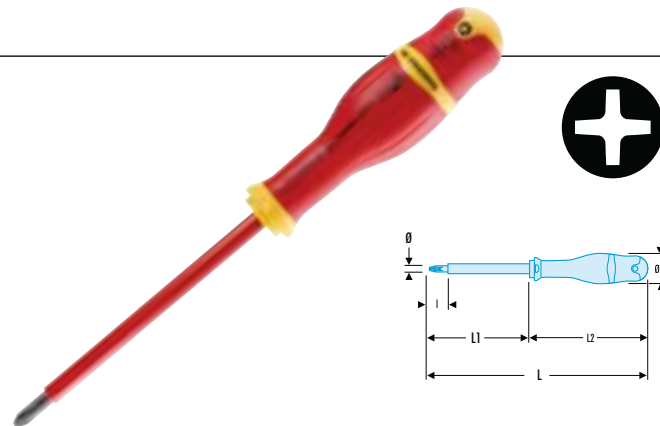
## ▶ 1,000 V insulated Protwist® screwdrivers for cross-heads

### AP.VE For Phillips® heads

▷ NF ISO 8764-1, NF ISO 8764-2, DIN ISO 8764-1, DIN ISO 8764-2.

- 1,000 V sheathed round blade.

| ⇒                | Phillips®<br>no. | Ø<br>mm | l x L1<br>mm | Ø2 x L2<br>mm | L<br>mm | ΔΔ<br>g |
|------------------|------------------|---------|--------------|---------------|---------|---------|
| <b>APOX75VE</b>  | PH.0             | 3       | 18 x 75      | 25 x 104      | 179     | 46      |
| <b>AP1X100VE</b> | PH.1             | 4,5     | 18 x 100     | 30 x 110      | 210     | 77      |
| <b>AP2X125VE</b> | PH.2             | 6       | 18 x 125     | 36 x 120      | 245     | 127     |
| <b>AP3X150VE</b> | PH.3             | 8       | 18 x 150     | 40 x 125      | 275     | 195     |
| <b>AP4X200VE</b> | PH.4             | 10      | 18 x 200     | 40 x 125      | 325     | 278     |

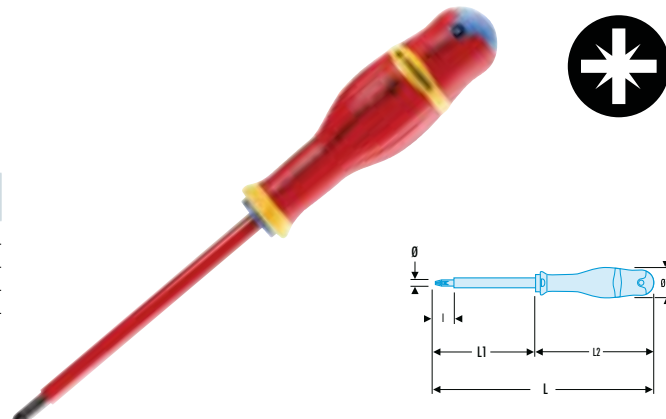


### AD.VE For Pozidriv® heads

▷ NF ISO 8764-1, NF ISO 8764-2, DIN ISO 8764-1, DIN ISO 8764-2.

- 1,000 V sheathed round blade.

| ⇒                | Pozidriv®<br>no. | Ø<br>mm | l x L1<br>mm | Ø2 x L2<br>mm | L<br>mm | ΔΔ<br>g |
|------------------|------------------|---------|--------------|---------------|---------|---------|
| <b>AD0X75VE</b>  | PZ.0             | 3       | 18 x 75      | 25 x 104      | 179     | 46      |
| <b>AD1X100VE</b> | PZ.1             | 4,5     | 18 x 100     | 30 x 109      | 209     | 77      |
| <b>AD2X125VE</b> | PZ.2             | 6       | 18 x 125     | 36 x 120      | 245     | 127     |
| <b>AD3X150VE</b> | PZ.3             | 8       | 18 x 150     | 40 x 125      | 275     | 195     |





## 1,000 V insulated screwdrivers



# Borneo®

**Special screwdrivers for combination pattern heads used on switchgear.**

### Special pattern


- Specific driver pattern suitable for switches, relays, circuit-breakers, boxes, terminals, etc.

### Powerful tightening

- Torque transmission considerably higher than with a conventional screwdriver.

### Drive integrity

- More positive coupling preventing slippage, reduced wear of both fastener and screwdriver.
- More secure fit avoiding damage to enclosures and casings.



PHILLIPS®

POZIDRIV®



### Safety first

#### 1,000 V safety

- Screwdrivers to European standard EN 60900.
- Most switchgear has combination Pozidriv®/slotted heads (Facom ADB series screwdrivers), but some uses Phillips®/slotted heads (Facom APB series screwdrivers). Clean results can only be achieved with correct screwdriver/fastener contact.

## ► BORNEO® screwdriver sets for electrical terminals

### AB.VE Borneo® combination head screwdriver sets

- Supplied in a box..

| Model    | Qty | Contents  |
|----------|-----|---|
| AB.J4VE  | 4   | ⚡/⚡ APB1X100VE - APB2X125VE ⚡/⚡ ADB1X100VE - ADB2X125VE                                   |
| ADB.J7VE | 7   | ⚡/⚡ ADB1X100VE - ADB2X125VE ⚡ A2,5X75VE - A3,5X100VE - A4X100VE - A5,5X125VE - A6,5X150VE |
| APB.J7VE | 7   | ⚡/⚡ APB1X100VE - APB2X125VE ⚡ A2,5X75VE - A3,5X100VE - A4X100VE - A5,5X125VE - A6,5X150VE |



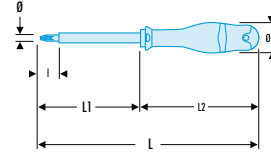

# Screwdrivers

## ▶ BORNEO® screwdrivers for electrical terminals

### APB For slotted/Phillips® heads

- Designed for screws with combination heads used on electrical terminals.
- More powerful tightening enhances safety.
- Positive engagement reduces slippage and wear.
- Longer service life.

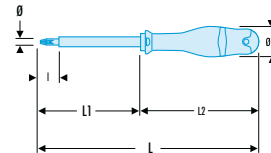

| Icon | Phillips® no. | Ø mm | l x L1 mm | Ø2 x L2 mm | L mm | ΔΔ g |
|------|---------------|------|-----------|------------|------|------|
|      | PH.1          | 5    | 18 x 100  | 30 x 110   | 210  | 80   |
|      | PH.2          | 6    | 18 x 125  | 36 x 120   | 245  | 136  |



### ADB For slotted/Pozidriv® heads

- Designed for screws with combination heads used on electrical terminals.
- More powerful tightening enhances safety.
- Positive engagement reduces slippage and wear.
- Longer service life.

| Icon | Pozidriv® no. | Ø mm | l x L1 mm | Ø2 x L2 mm | L mm | ΔΔ g |
|------|---------------|------|-----------|------------|------|------|
|      | PZ.1          | 5    | 18 x 100  | 30 x 110   | 210  | 80   |
|      | PZ.2          | 6    | 18 x 125  | 36 x 120   | 245  | 136  |



## ▶ ISORYL screwdriver sets

### ISORYL screwdriver sets

▷ NF ISO 2380-1, NF ISO 2380-2, DIN ISO 2380-1, DIN ISO 2380-2, NF ISO 8764-1, NF ISO 8764-2, DIN ISO 8764-1, DIN ISO 8764-2.

| Icon  | Icon | Icon | Icon | Contents   | Number of screwdrivers | ΔΔ g |
|-------|------|------|------|--|------------------------|------|
| AR.J5 | •    |      |      | ● AR.3x75 - 4x100 - 5,5x100<br>6,5x150 - 8x200   | 5                      | 406  |
| AS.4  | •    |      |      | ● AP.0x50 - 1x75 - 2x100<br>3x150 - 4x200  | 5                      | 685  |
| AT.J9 | •    |      |      | ● AR.3x75 - 3,5x100 - 4x100<br>● AP.0x50 - 1x75 - 2x100<br>● 84,2 - 2,5 - 3  | 9                      | 300  |
| AJ.3  | •    |      |      | ● AR.3,5x75 - 4x100 - 5,5x100<br>6,5x150<br>● AG.8x150 - 8Ex200 - 3,5x100VE<br>● AP.1x75 - 2x100 - 3x150<br>● AD.1x75 - 2x100 - 3x150<br>● AF            | 14                     | 1210 |
| AS.15 | •    |      |      | ● AR.3,5x75 - 4x100 - 5,5x100<br>6,5x150<br>● AG.8x150 - 8Ex200 - 3,5x100VE<br>● AP.1x75 - 2x100 - 3x150<br>● AD.1x75 - 2x100 - 3x150<br>● AF (pose vis) | 14                     | 1460 |



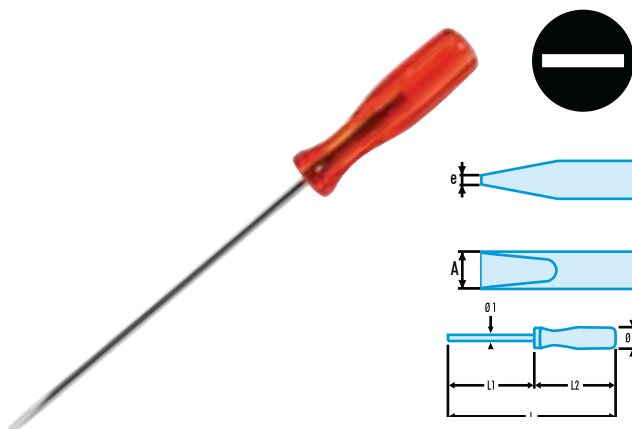
# Screwdrivers

## ► ISORYL screwdrivers for slotted heads

### AR For slotted heads - machined blades

- Shank machined for access into recesses.
- Polished chrome finish.

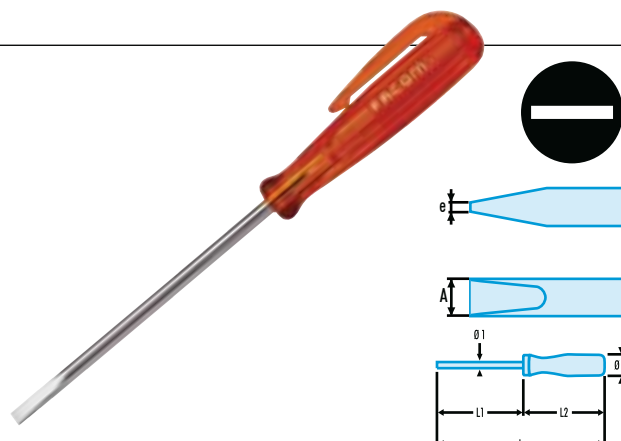
| ➤                 | e x A<br>mm | t<br>mm | Ø1 x L1<br>mm | Ø2 x L2<br>mm | L<br>mm | ΔΔ<br>g |
|-------------------|-------------|---------|---------------|---------------|---------|---------|
| <b>AR.2X40</b>    | 0,4 x 2     | 0,2     | 2 x 40        | 16 x 70       | 110     | 13,5    |
| <b>AR.2,5X50</b>  | 0,4 x 2,5   | 0,2     | 2,5 x 50      | 16 x 70       | 120     | 15      |
| <b>AR.2,5X75</b>  | 0,4 x 2,5   | 0,2     | 2,5 x 75      | 16 x 70       | 145     | 16      |
| <b>AR.3X75</b>    | 0,5 x 3     | 0,3     | 3 x 75        | 16 x 70       | 145     | 17,5    |
| <b>AR.3,5X75</b>  | 0,6 x 3,5   | 0,4     | 3,5 x 75      | 20,5 x 80     | 155     | 31      |
| <b>AR.3,5X100</b> | 0,8 x 4     | 0,4     | 3,5 x 100     | 20,5 x 80     | 180     | 33      |
| <b>AR.4X100</b>   | 0,8 x 4     | 0,5     | 4 x 100       | 24 x 90       | 190     | 45      |
| <b>AR.4X150</b>   | 0,8 x 4     | 0,5     | 4 x 150       | 24 x 90       | 240     | 50      |
| <b>AR.5,5X100</b> | 1 x 5,5     | 0,6     | 5,5 x 100     | 28 x 100      | 200     | 71      |
| <b>AR.5,5X150</b> | 1 x 5,5     | 0,6     | 5,5 x 150     | 28 x 100      | 250     | 80      |
| <b>AR.6,5X100</b> | 1,2 x 6,5   | 0,7     | 6,5 x 100     | 30 x 110      | 210     | 102     |
| <b>AR.6,5X150</b> | 1,2 x 6,5   | 0,7     | 6,5 x 150     | 30 x 110      | 260     | 114     |
| <b>AR.8X150</b>   | 1,2 x 8     | 0,7     | 8 x 150       | 30 x 110      | 260     | 141     |



### ARA For slotted heads - pocket clip handle

- Polished chrome finish.

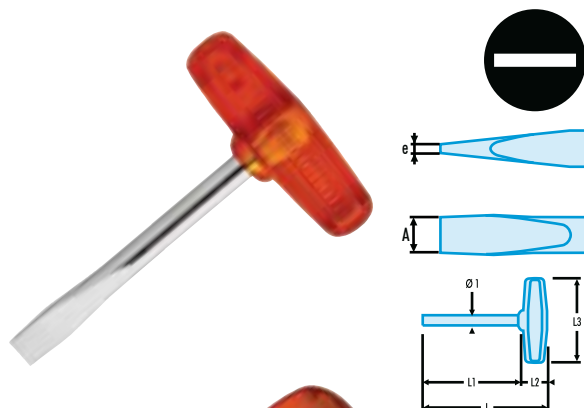
| ➤                 | e x A<br>mm | t<br>mm | Ø1 x L1<br>mm | Ø2 x L2<br>mm | L<br>mm | ΔΔ<br>g |
|-------------------|-------------|---------|---------------|---------------|---------|---------|
| <b>ARA.2,5X50</b> | 0,4 x 2,5   | 0,2     | 2,5 x 50      | 13 x 60       | 110     | 10      |
| <b>ARA.2,5X75</b> | 0,4 x 2,5   | 0,2     | 2,5 x 75      | 13 x 60       | 135     | 11      |
| <b>ARA.3,5X50</b> | 0,6 x 3,5   | 0,4     | 3,5 x 50      | 13 x 60       | 110     | 12      |
| <b>ARA.3,5X75</b> | 0,6 x 3,5   | 0,4     | 3,5 x 75      | 13 x 60       | 135     | 14      |



### AGT For slotted heads - forged blades - Tee handle

- High torque capability.
- Chrome finish.

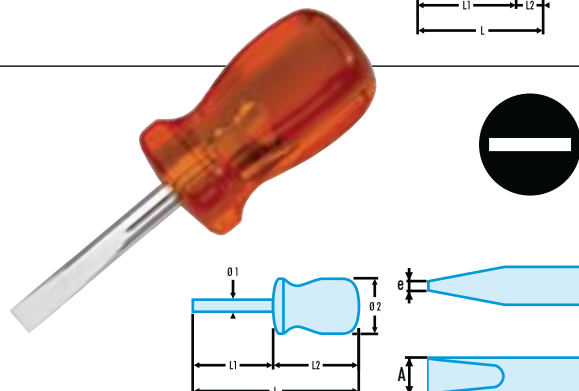
| ➤                 | e x A<br>mm | t<br>mm | L2 x L3<br>mm | Ø1 x L1<br>mm | L<br>mm | ΔΔ<br>g |
|-------------------|-------------|---------|---------------|---------------|---------|---------|
| <b>AGT.8X100</b>  | 1,2 x 8     | 1       | 30 x 85       | 8 x 100       | 130     | 150     |
| <b>AGT.10X100</b> | 1,6 x 10    | 1       | 30 x 85       | 10 x 100      | 130     | 160     |



### ARB For slotted heads - short blades

- For use in confined spaces.
- Polished chrome finish.

| ➤                 | e x A<br>mm | t<br>mm | Ø1 x L1<br>mm | Ø2 x L2<br>mm | L<br>mm | ΔΔ<br>g |
|-------------------|-------------|---------|---------------|---------------|---------|---------|
| <b>ARB.4X40</b>   | 0,8 x 4     | 0,5     | 4,0 x 40      | 29 x 50       | 90      | 38      |
| <b>ARB.5,5X40</b> | 1,0 x 5,5   | 0,6     | 5,5 x 40      | 29 x 50       | 90      | 39      |
| <b>ARB.6,5X40</b> | 1,2 x 6,5   | 0,7     | 6,5 x 40      | 29 x 50       | 90      | 42      |





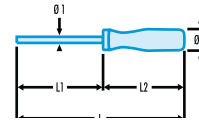

# Screwdrivers

## ► ISORYL screwdrivers for Pozidriv® heads

### AD For Pozidriv® heads

- High-strength alloy steel blade.
- Burnished finish.

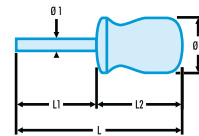
| ⇒               | Pozidriv®<br>no. | Ø1 x L1<br>mm | Ø2 x L2<br>mm | L<br>mm | ΔΔ<br>g |
|-----------------|------------------|---------------|---------------|---------|---------|
| <b>AD.0X50</b>  | PZ.0             | 4 x 50        | 20,5 x 80     | 130     | 31      |
| <b>AD.1X75</b>  | PZ.1             | 4 x 75        | 24 x 90       | 165     | 55      |
| <b>AD.2X100</b> | PZ.2             | 6 x 100       | 28 x 100      | 200     | 77      |
| <b>AD.2X125</b> | PZ.2             | 6 x 125       | 28 x 100      | 225     | 81      |
| <b>AD.3X150</b> | PZ.3             | 8 x 150       | 30 x 110      | 260     | 142     |



### ADB For Pozidriv® heads - short blades

- For use in confined spaces.
- Burnished finish.

| ⇒               | Pozidriv®<br>no. | Ø1 x L1<br>mm | Ø2 x L2<br>mm | L<br>mm | ΔΔ<br>g |
|-----------------|------------------|---------------|---------------|---------|---------|
| <b>ADB.1X40</b> | PZ.1             | 5 x 40        | 29 x 50       | 90      | 38      |
| <b>ADB.2X40</b> | PZ.2             | 6 x 40        | 29 x 50       | 90      | 44      |

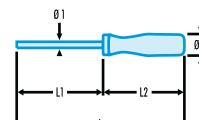



## ► ISORYL screwdrivers for Phillips® heads

### AP For Phillips® heads

- Chrome finish.

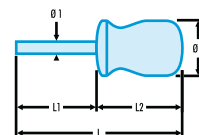
| ⇒               | Phillips®<br>no. | Ø1 x L1<br>mm | Ø2 x L2<br>mm | L<br>mm | ΔΔ<br>g |
|-----------------|------------------|---------------|---------------|---------|---------|
| <b>AP.0X50</b>  | PH.0             | 4 x 50        | 20,5 x 80     | 130     | 31      |
| <b>AP.0X75</b>  | PH.0             | 4 x 75        | 20,5 x 80     | 155     | 33      |
| <b>AP.1X75</b>  | PH.1             | 5 x 75        | 24 x 90       | 165     | 55      |
| <b>AP.1X100</b> | PH.1             | 5 x 100       | 24 x 90       | 190     | 59      |
| <b>AP.2X100</b> | PH.2             | 6 x 100       | 28 x 100      | 200     | 77      |
| <b>AP.2X125</b> | PH.2             | 6 x 125       | 28 x 100      | 225     | 81      |
| <b>AP.3X150</b> | PH.3             | 8 x 150       | 30 x 110      | 260     | 142     |
| <b>AP.4X200</b> | PH.4             | 10 x 200      | 34 x 120      | 320     | 246     |



### APB For Phillips® heads - short blades

- For use in confined spaces.
- Chrome finish.

| ⇒               | Phillips®<br>no. | Ø1 x L1<br>mm | Ø2 x L2<br>mm | L<br>mm | ΔΔ<br>g |
|-----------------|------------------|---------------|---------------|---------|---------|
| <b>APB.0X40</b> | PH.0             | 4 x 40        | 29 x 50       | 90      | 33      |
| <b>APB.1X40</b> | PH.1             | 5 x 40        | 29 x 50       | 90      | 36      |
| <b>APB.2X40</b> | PH.2             | 6 x 40        | 29 x 50       | 90      | 40      |



# Screwdrivers

## ▶ Wood-handle screwdriver sets

### Wood-handle screwdriver sets

| Code     | Icon | Contents  | Number of screwdrivers | ΔΔ g     |
|----------|------|---|------------------------|----------|
| ATH.JS5  | •    | • ATH.5,5x100 - 6,5x100 - 8x150<br>8x175 - 10x200                           | 5                      | 837      |
| ATHH.JS5 | •    | • ATHH.5,5x100 - 6,5x125 - 8x150<br>10x175 - 12x200                         | 5                      | 952      |
| AGH.JS5  | •    | • AGH.5,5x100 - 6,5x125 - 8x150<br>10x175 - 12x200                          | 5                      | 992\1262 |
| ATHH.PJ3 | •    | • ATHH.P1 - P2 - P3   | 3                      | 372      |
| ATHH.J7  | •    | • ATHH.4x90 - 5,5x100 - 6,5x125<br>8x150 - 10x17 - 12x200 - 14x250          | 7                      | 1262     |
| AJT.2    | •    | • ATHH.5,5x100 - 6,5x125 - 8x150\10x175<br>• ATHH.P1 - P2<br>• ATHH.D1 - D2 | 8                      | 908      |



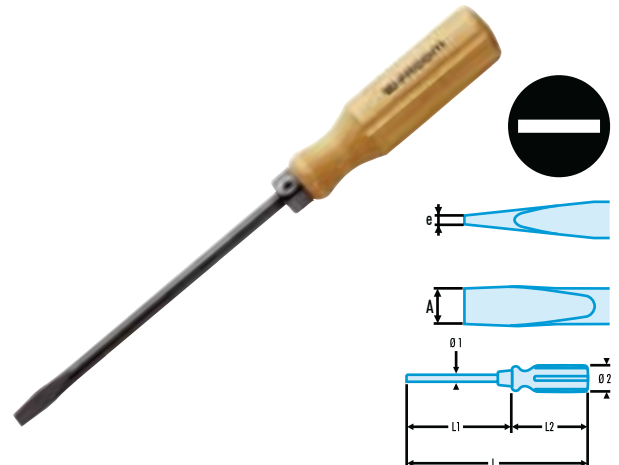
## ▶ Wood-handle screwdrivers for slotted heads

### ATH For slotted heads - forged blades

▷ NF ISO 2380-1, NF ISO 2380-2, DIN ISO 2380-1, DIN ISO 2380-2.

- Through-blade withstands gentle impact on end to free seized fasteners.
- Metal insert to spread impact area
- Full blade length forged and hardened.
- Winged shank for secure fit within handle.
- Burnished finish.

| Code        | e x A mm   | t mm | Ø1 x L1 mm | Ø2 x L2 mm | L mm | ΔΔ g |
|-------------|------------|------|------------|------------|------|------|
| ATH.5,5X100 | 1,0 x 5,5  | 0,6  | 5 x 100    | 22 x 105   | 205  | 65   |
| ATH.6,5X100 | 1,2 x 6,5  | 0,7  | 6 x 100    | 26 x 110   | 210  | 86   |
| ATH.8X150   | 1,2 x 8,0  | 0,7  | 7 x 150    | 28 x 120   | 270  | 130  |
| ATH.8EX175  | 1,6 x 8,0  | 1,0  | 7 x 175    | 32 x 130   | 305  | 177  |
| ATH.10X200  | 1,6 x 10,0 | 1,0  | 9 x 200    | 32 x 130   | 330  | 222  |
| ATH.12X250  | 2,0 x 12,0 | 1,2  | 10 x 250   | 32 x 130   | 380  | 335  |

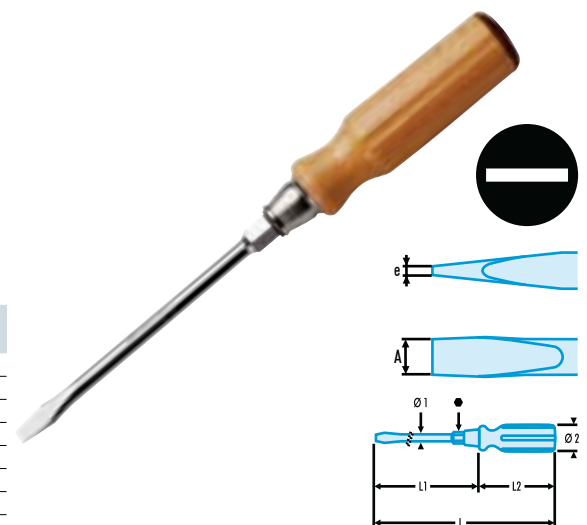


### ATHH For slotted heads - forged blades with hexagonal bolster

▷ NF ISO 2380-1, NF ISO 2380-2, DIN ISO 2380-1, DIN ISO 2380-2.

- Through-blade withstands gentle impact on end to free seized fasteners.
- Forged and hardened blade with hex shoulder to take a wrench for extra leverage.
- Winged shank for secure fit within handle.
- Steel shock-absorbing ferrule; leather end-pad to cushion impact.
- Polished chrome finish.

| Code         | e x A mm   | t mm | Ø1 x L1 mm | Ø2 x L2 mm | Ø3 mm | L mm | ΔΔ g |
|--------------|------------|------|------------|------------|-------|------|------|
| ATHH.4X90    | 0,8 x 4,0  | 0,5  | 4,5 x 90   | 25 x 100   | 6     | 190  | 49   |
| ATHH.5,5X100 | 1,0 x 5,5  | 0,6  | 5,5 x 100  | 25 x 100   | 8     | 200  | 58   |
| ATHH.6,5X125 | 1,2 x 6,5  | 0,7  | 6,5 x 125  | 26 x 115   | 10    | 240  | 99   |
| ATHH.6,5X175 | 1,2 x 6,5  | 0,7  | 6,5 x 175  | 26 x 115   | 10    | 290  | 110  |
| ATHH.8X150   | 1,2 x 8,0  | 0,7  | 8,0 x 150  | 28 x 120   | 13    | 270  | 160  |
| ATHH.10X175  | 1,6 x 10,0 | 1,0  | 9,0 x 175  | 30 x 125   | 13    | 300  | 207  |
| ATHH.12X200  | 2,0 x 12,0 | 1,2  | 10,0 x 200 | 32 x 130   | 17    | 330  | 278  |
| ATHH.14X250  | 2,5 x 14,0 | 1,5  | 10,0 x 250 | 32 x 135   | 17    | 385  | 331  |

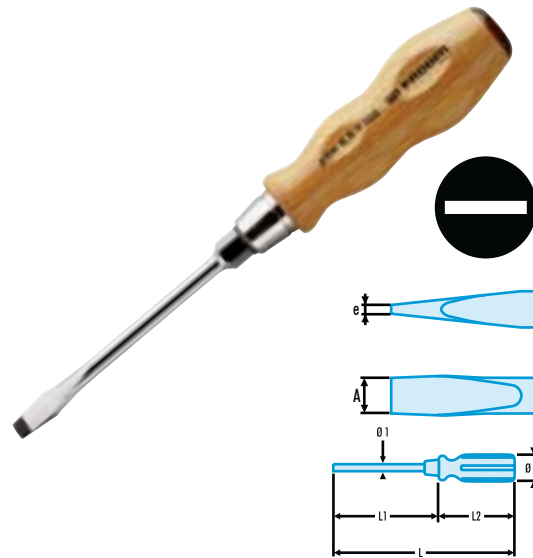


# Screwdrivers

## AGH For slotted heads - "High torque" forged blades with hexagonal bolster

- Ergonomic varnished beechwood handle for powerful rotation.
- Through-blade withstands gentle impact on end to free seized fasteners.
- Forged and hardened blade with hex bolster to take a wrench for extra leverage.
- Winged shank for secure fit within handle.
- Steel shock-absorbing ferrule; leather end-pad to cushion impact.
- Chrome finish, burnished tip.

| Ref                | e x A<br>mm | t<br>mm | Ø1 x L1<br>mm | Ø2 x L2<br>mm | ●<br>mm | L<br>mm | ΔΔ<br>g |
|--------------------|-------------|---------|---------------|---------------|---------|---------|---------|
| <b>AGH.5.5X100</b> | 1,0 x 5,5   | 0,6     | 5,0 x 100     | 33 x 110      | 6       | 210     | 49      |
| <b>AGH.6.5X125</b> | 1,2 x 6,5   | 0,7     | 6,0 x 125     | 33 x 110      | 8       | 235     | 64      |
| <b>AGH.8X150</b>   | 1,2 x 8,0   | 0,7     | 8,0 x 150     | 38 x 120      | 10      | 270     | 110     |
| <b>AGH.8X200</b>   | 1,2 x 8,0   | 0,7     | 8,0 x 200     | 38 x 120      | 13      | 320     | 160     |
| <b>AGH.10X175</b>  | 1,6 x 10,0  | 1,0     | 9,0 x 175     | 38 x 120      | 13      | 295     | 190     |
| <b>AGH.10X200</b>  | 1,6 x 10,0  | 1,0     | 9,0 x 200     | 38 x 120      | 13      | 320     | 207     |
| <b>AGH.12X200</b>  | 2,0 x 12,0  | 1,2     | 10,0 x 200    | 42 x 130      | 17      | 330     | 278     |
| <b>AGH.12X250</b>  | 2,0 x 12,0  | 1,2     | 10,0 x 250    | 42 x 130      | 17      | 380     | 331     |
| <b>AGH.14X250</b>  | 2,5 x 14,0  | 1,2     | 11,0 x 250    | 42 x 130      | 17      | 380     | 351     |

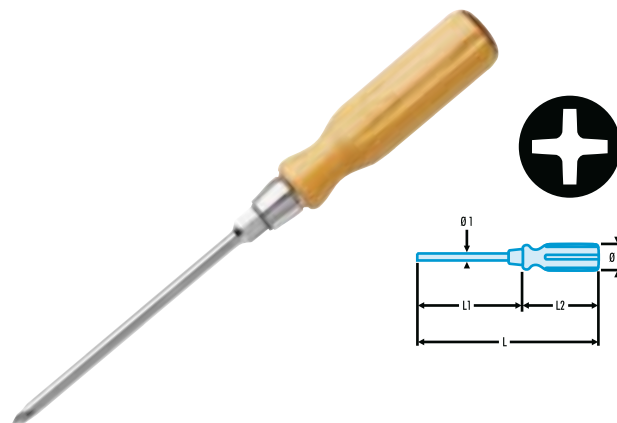


## ▶ Wood-handle screwdrivers for cross-heads

### ATHH.P For Phillips® heads - blades with hexagonal bolster

- Through-blade withstands gentle impact on end to free seized fasteners.
- Forged and hardened blade with hex bolster to take a wrench for extra leverage.
- Winged shank for secure fit within handle.
- Steel shock-absorbing ferrule; leather end-pad to cushion impact.
- Polished chrome finish.

| Ref            | Phillips®<br>no. | Ø1 x L1<br>mm | Ø2 x L2<br>mm | ●<br>mm | L<br>mm | ΔΔ<br>g |
|----------------|------------------|---------------|---------------|---------|---------|---------|
| <b>ATHH.P1</b> | PH.1             | 5 x 100       | 25 x 100      | 8       | 200     | 60      |
| <b>ATHH.P2</b> | PH.2             | 6 x 125       | 26 x 110      | 10      | 235     | 92      |
| <b>ATHH.P3</b> | PH.3             | 8 x 150       | 28 x 120      | 13      | 270     | 160     |



### ATHH.D For Pozidriv® heads - blades with hexagonal bolster

- Through-blade withstands gentle impact on end to free seized fasteners.
- Forged and hardened blade with hex bolster to take a wrench for extra leverage.
- Winged shank for secure fit within handle.
- Steel shock-absorbing ferrule; leather end-pad to cushion impact.
- Burnished finish.

| Ref            | Pozidriv®<br>no. | Ø1 x L1<br>mm | Ø2 x L2<br>mm | ●<br>mm | L<br>mm | ΔΔ<br>g |
|----------------|------------------|---------------|---------------|---------|---------|---------|
| <b>ATHH.D1</b> | PZ.1             | 5 x 100       | 25 x 100      | 8       | 200     | 60      |
| <b>ATHH.D2</b> | PZ.2             | 6 x 125       | 26 x 115      | 10      | 240     | 92      |
| <b>ATHH.D3</b> | PZ.3             | 8 x 150       | 28 x 120      | 13      | 270     | 160     |



## ▶ multi-blade screwdrivers

**New**

### AM Multi-blade sets

- Compact set offering a selection of drive patterns.
- Double-ended blades.
- Handle fits 1/4" hexagon shank on blades.
- Blade retaining spring within handle.
- AM.1 comes in a plastic box.
- AM.2-AM.3-AM.4 come in a compact wallet.

# Protwist®



| Handle      | ⊖    | ⊕                          | ⊕                      | ⊕            | Torx Plus®<br>Tamper resistant                  | Qty | ΔΔ<br>g |
|-------------|------|----------------------------|------------------------|--------------|---|-----|---------|
| <b>AM.1</b> | AM.D | AMZ.S 4-6,5<br>AMZ.S 5,5-7 | AMZ.P 0-1<br>AMZ.P 2-3 |              | AMZ.X 10-15<br>AMZ.X 20-25<br>AMZ.X 30-40       | 16  | 775     |
| <b>AM.2</b> | AM.D | AMZ.S 4-6,5<br>AMZ.S 5,5-7 | AMZ.P 1-2              | AMZ.<br>D1-2 |   | 5   | 350     |
| <b>AM.3</b> | AM.D | AMZ.S 4-6,5<br>AMZ.S 5,5-7 | AMZ.P 1-2              |              | AMZ.X 10-15<br>AMZ.X 20-25<br>AMZ.X 30-40       | 7   | 450     |
| <b>AM.4</b> | AM.D | AMZ.S 4-6,5<br>AMZ.S 5,5-7 |                        |              | AMZ.XRP 10-15<br>AMZ.XRP 20-25<br>AMZ.XRP 30-40 | 5   | 350     |

### AMZ Reversible blades

- Length 175 mm.
- Length outside the handle 125 mm.
- Chrome finish.

ΔΔ : 40 g.

| Pattern             | Contents                   |
|---------------------|----------------------------|
| <b>AMZ.S4-6,5</b>   | 0,8 x 4 - 1,2 x 6,5        |
| <b>AMZ.S5,5-7</b>   | 1 x 5,5 - 1,5 x 7          |
| <b>AMZ.PO-1</b>     | PH.0 - PH.1                |
| <b>AMZ.P2-3</b>     | PH.2 - PH.3                |
| <b>AMZ.P1-2</b>     | PH.1 - PH.2                |
| <b>AMZ.DO-1</b>     | PZ.0 - PZ.1                |
| <b>AMZ.D2-3</b>     | PZ.2 - PZ.3                |
| <b>AMZ.D1-2</b>     | PZ.1 - PZ.2                |
| <b>AMZ.H2,5</b>     | 2,5                        |
| <b>AMZ.H3</b>       | 3                          |
| <b>AMZ.H4</b>       | 4                          |
| <b>AMZ.H5</b>       | 5                          |
| <b>AMZ.H6</b>       | 6                          |
| <b>AMZ.X8-9</b>     | T.8 - T.9                  |
| <b>AMZ.X10-15</b>   | T.10 - T.15                |
| <b>AMZ.X20-25</b>   | T.20 - T.25                |
| <b>AMZ.X30-40</b>   | T.30 - T.40                |
| <b>AMZ.XRP10-15</b> | Tamper Torx® Plus TT+10-15 |
| <b>AMZ.XRP20-25</b> | Tamper Torx® Plus TT+20-25 |
| <b>AMZ.XRP30-40</b> | Tamper Torx® Plus TT+30-40 |
| <b>AMZ.E</b>        | Porte-embout 6 pans 1/4"   |





# Screwdrivers

**New**

## Blade handle

### AM.D

- 1/4" hexagon drive.
- Length 133 mm,
- Ø : 35 mm.
- ΔΔ : 100 g.


# Protwist®



## "Radio" model

### AMR

- Supplied with 3 blades for slotted heads Ø 1,5 - 2 - 2,5 mm, stored in handle.
- Polished chrome finish.
- Length with blade 105 mm.
- ΔΔ : 14 g.



## "Junior" model

### AMJ


- Supplied with 3 blades for slotted heads Ø 3,5 - 4 - 5.5 mm, stored in handle.
- Polished chrome finish.
- Length with blade 150 mm.
- ΔΔ : 57 g.



## "Standard" model

### AMS

- Supplied with 2 reversible blades :
  - For slotted heads Ø 5.5 and Phillips® no. 1.
  - For slotted heads Ø 6,5 and Phillips® no. 2.
- Wallet set.
- Polished chrome finish.
- Length with blade 165 mm.
- ΔΔ : 101 g.



# Screwdrivers

## ▶ Bit drivers

### Spiral ratchet driver for 1/4" hexagon bits

#### AAM.PE





- Time savings of up to one third for screws with long threads.
- Quick-release chuck for 1/4" (6.35 mm) 1-series bits.
- 3-position ratchet : screw, unscrew, tighten.
- Shank locks in retracted position.
- Polished chrome finish.
- Length 305 mm extended; 230 mm closed.
- $\Delta\Delta$  : 345 g.



### Ratchet bit drivers

New

#### ACL.1

- High quality 45 tooth mechanism for speed, precision, strength and durability.
- One-handed 3-position selector ring (screw, unscrew and tighten).
- Cap with 7 bit storage compartments.
- Cap can serve as an additional mini bit-holder for difficult-to-reach screw locations.
- Partly hollow handle for storing additional bits or screws.
- Bi-material, ergonomic handle for a powerful, comfortable screwing action.
- Very low blade return torque.
- Powerful magnetic adaptor holds the bit and the screw.
- Contains 8 bits :
  -  For slotted heads : 4 - 6,5.
  -  For Phillips® : PH1 - PH2.
  -  For Pozidriv® : PZ1 - PZ2.
  -  For hexagon socket heads : 4 - 6.





**Protwist**®

New

### AM Bit driver

- AM.H : spring-clip model.  
AM.M1 : short-reach magnetic model.  
AM.M2 : long-reach magnetic model.

|  | A<br>mm | B<br>mm | L<br>mm | $\Delta\Delta$<br>g |
|---|---------|---------|---------|---------------------|
| <b>AM.H</b>   | 11      | 75      | 180     | 80                  |
| <b>AM.M1</b>  | 10      | 63      | 180     | 120                 |
| <b>AM.M2</b>  | 10      | 125     | 245     | 150                 |



**Protwist**®


# Screwdrivers

## ▶ Voltage-tester screwdrivers

### AV.BT Voltage-tester screwdrivers (very low voltage)

- For very low voltage.
- AV.BT1 : Standard model
- AV.BT2 : Clip model.
- Supplied with 50 cm lead complete with jack and alligator clip.



| ⚡             | Tension<br>Volt | Ø x Blade<br>mm | L<br>mm | ΔΔ<br>g |
|---------------|-----------------|-----------------|---------|---------|
| <b>AV.BT1</b> | 6 - 24          | 4 x 104         | 196     | 53      |
| <b>AV.BT2</b> | 6 - 24          | 3 x 53          | 138     | 27      |



### AV.HT Voltage-tester screwdrivers (low voltage)

- AV.HT4P : Standard model
- AV.HT3P : Clip model.

| ⚡              | Tension<br>Volt | Ø x Blade<br>mm | L<br>mm | ΔΔ<br>g |
|----------------|-----------------|-----------------|---------|---------|
| <b>AV.HT1B</b> | 90 - 480        | 3,5 x 100       | 190     | 45      |
| <b>AV.HT2B</b> | 110 - 250       | 3 x 62          | 140     | 20      |




## ▶ Magnetiser / Demagnetiser

### Magnetiser-demagnetiser

**837**

- Magnetizes driver blade to hold screw in position.
- Demagnetizes driver after use.
- ΔΔ : 73 g.

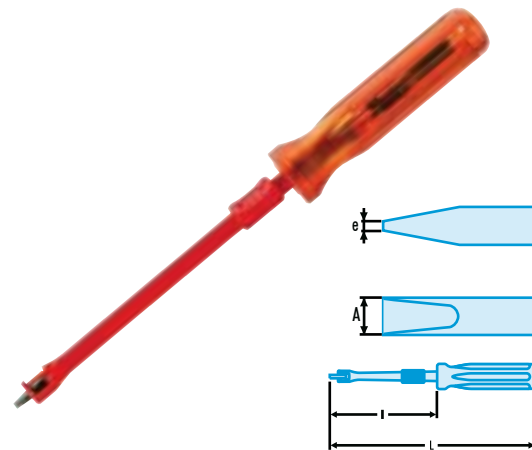


## ▶ Screw starters

### Screw starters

- AFR for slotted heads.
- ⊕ AFP for Phillips® heads.
- ⊕ AFD for Pozidriv® heads.
- Starting and driving with one tool.
- Thumb-operated slide. Spring holds screw head against the blade.

| ⚡                 | e x A<br>mm | Phillips®<br>no. | Pozidriv®<br>no. | l<br>mm | L<br>mm | ΔΔ<br>g |
|-------------------|-------------|------------------|------------------|---------|---------|---------|
| <b>AFR.2.5X75</b> | 0,4 x 2,5   |                  |                  | 75      | 150     | 22      |
| <b>AFR.3X100</b>  | 0,5 x 3     |                  |                  | 100     | 190     | 37      |
| <b>AFR.4X125</b>  | 0,6 x 4     |                  |                  | 125     | 225     | 64      |
| <b>AFR.5X150</b>  | 0,7 x 5     |                  |                  | 150     | 260     | 95      |
| <b>AFP.0</b>      |             | PH.0             |                  | 125     | 225     | 64      |
| <b>AFP.1</b>      |             | PH.1             |                  | 150     | 260     | 96      |
| <b>AFP.2</b>      |             | PH.2             |                  | 175     | 285     | 118     |
| <b>AFD.1</b>      |             |                  | PZ.1             | 150     | 255     | 96      |
| <b>AFD.2</b>      |             |                  | PZ.2             | 175     | 280     | 120     |




# Screwdrivers

## Screw starters for slotted heads

### AF

- Sleeve slides to lock wedge-shaped tips into the slot.
- For slots 0.5 to 1.5 mm wide.
- Screwdriver required for subsequent tightening or loosening.
- Blade length 150 mm.
- Total length 240 mm.

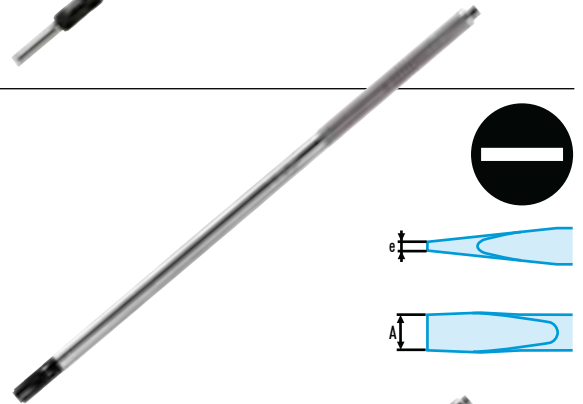
ΔΔ : 56 g.



## AFU Screw starters for slotted heads

- Sleeve rotation locks tip into slot.
- AFU.2 handle is tipped with a magnet.
- Finely knurled steel handle.


| ➤            | e x A<br>mm | L<br>mm | ΔΔ<br>g |
|--------------|-------------|---------|---------|
| <b>AFU.0</b> | 0,5 x 3,8   | 135     | 18      |
| <b>AFU.1</b> | 0,8 x 7,0   | 130     | 18      |
| <b>AFU.2</b> | 0,8 x 7,0   | 300     | 31      |



## AFUX Screw starters for cross-heads

- Sleeve slides to lock tip into head.
- AFUX.2 handle is tipped with a magnet.
- Finely knurled steel handle.

| ➤             | Phillips®<br>no. | L<br>mm | ΔΔ<br>g |
|---------------|------------------|---------|---------|
| <b>AFUX.1</b> | PH.1             | 130     | 23      |
| <b>AFUX.2</b> | PH.2             | 300     | 39      |

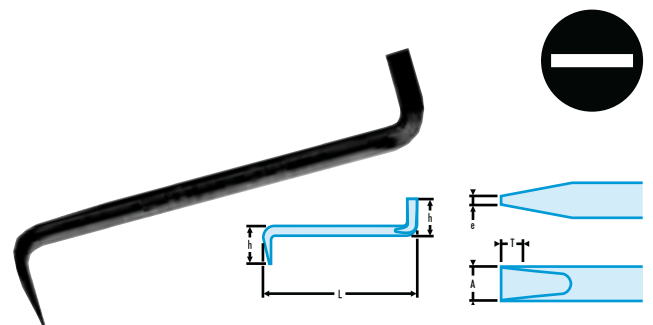


## ▶ Offset screwdrivers

### ARZ and AKZ Offset screwdrivers for slotted heads

- ARZ Round-blade
- AKZ Square blade.
- Double-ended in perpendicular planes.
- Quarter-turns by reversing the tool.
- Burnished finish.

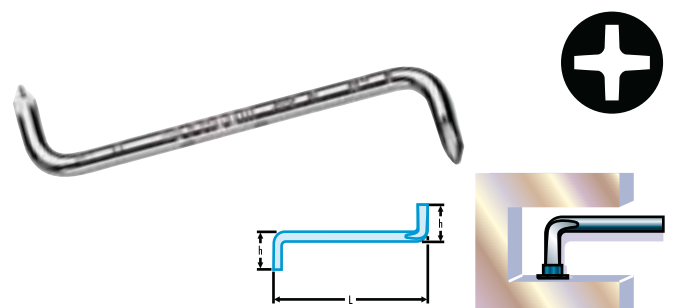
| ➤              | Shank cross-section | e x A<br>mm | t<br>mm | h<br>mm | L<br>mm | ΔΔ<br>g |
|----------------|---------------------|-------------|---------|---------|---------|---------|
| <b>ARZ.4</b>   | •                   | 0,8 x 4,0   | 0,5     | 13,0    | 86      | 10      |
| <b>ARZ.5,5</b> | •                   | 1,0 x 5,5   | 0,6     | 14,0    | 95      | 19      |
| <b>ARZ.6,5</b> | •                   | 1,2 x 6,5   | 0,7     | 16,0    | 110     | 31      |
| <b>AKZ.6</b>   | ■                   | 1,2 x 8,0   | 0,7     | 17,5    | 123     | 38      |
| <b>AKZ.8</b>   | ■                   | 1,6 x 10,0  | 1,0     | 20,0    | 175     | 92      |



### APZ Offset screwdrivers for Phillips® heads

- Different size at each end.
- For use in confined spaces.
- Chrome finish.

| ➤            | Phillips®<br>no. | h<br>mm | L<br>mm | ΔΔ<br>g |
|--------------|------------------|---------|---------|---------|
| <b>APZ.A</b> | PH.0 - PH.1      | 18      | 86      | 17      |
| <b>APZ.B</b> | PH.1 - PH.2      | 20      | 142     | 40      |
| <b>APZ.C</b> | PH.3 - PH.4      | 22      | 205     | 138     |





## FACOM keys

### Strong and durable :

- Silicon alloy, for strength and wear resistance.

### Guaranteed safe :

- Precise, constant heat treatment controls the hardness of the key, to ensure that, if overloaded, it will fail by twisting before breaking cleanly and without splintering.

### Perfect fit in the screw :

- Keys cut, not sheared, to give a clean, regular face.



### A comprehensive range

- Hexagon keys available in three lengths, with standard and spherical heads (series 82 and 83).
- Torx and Resistorx® keys (series 89).
- Special pattern keys : XZN, groove sockets and Bristol (series 80, 81 and 85).
- Hexagonal tee-handle keys (series 84 TC).
- Hexagonal and Torx® tee-handled nut spinners (series 84TZ and 89TX).
- Protwist® hexagonal and spherical head nut spinners (series AWHH and AWSH).

### ... and tool holders to suit every need.

- JP sleeve sets of hexagonal and Torx® keys.
- Multi-blade hexagonal and Torx® drivers.
- Ring, wallet or module sets.



## Facom JP sleeve set

### PRACTICAL AND COMPACT

#### Maximum compactness :

- Folds flat.

#### Easy tool storage and selection :


- Flat sleeve-case, hinged flap.

#### Strong and durable :

- Elastomer chosen for its wear resistance, good durability, its resistance to chemicals and weather variations.

#### Convenient hanging hole..

System available for hexagon and Torx® key series.



## ▶ Key sleeve sets

### JP Sleeve sets of hexagon keys

▷ NF/ISO 2936, DIN ISO 2936.

- Keys supplied in compact sleeve-case with hinged flap for instant selection of size needed

82H : Short keys.

83H : Long keys.

83SH : Long spherical head keys.

83S.L : Extra-long keys.

| 🔑                | Keys series | mm / "   | Wallet only | ΔΔ g |
|------------------|-------------|--|-------------|------|
| <b>82H.JP9</b>   | 82H         | 1,5 - 2 - 2,5 - 3 - 4 - 5 - 6 - 8 - 10             | JP9         | 260  |
| <b>82H.JP8U</b>  | 82H         | 3/32 - 1/8 - 5/32 - 3/16 - 7/32 - 1/4 - 5/16 - 3/8 | JP8U        | 235  |
| <b>83H.JP9</b>   | 83H         | 1,5 - 2 - 2,5 - 3 - 4 - 5 - 6 - 8 - 10             | JP9         | 350  |
| <b>83SH.JP7</b>  | 83SH        | 1,5 - 2 - 2,5 - 3 - 4 - 5 - 6                      | JP9         | 290  |
| <b>83SH.JP9</b>  | 83SH        | 1,5 - 2 - 2,5 - 3 - 4 - 5 - 6 - 8 - 10             | JP9         | 450  |
| <b>83SH.JPA</b>  | 83SH        | 1,5 - 2 - 2,5 - 3 - 4 - 5 - 6 - 7 - 8              |             | 270  |
| <b>83SH.JP6U</b> | 83SH        | 3/32 - 1/8 - 5/32 - 3/16 - 7/32 - 1/4              | JP8U        | 300  |
| <b>83SH.JP8U</b> | 83SH        | 3/32 - 1/8 - 5/32 - 3/16 - 7/32 - 1/4 - 5/16 - 3/8 | JP8U        | 365  |
| <b>83S.JP9L</b>  | 83S.L       | 1,5 - 2 - 2,5 - 3 - 4 - 5 - 6 - 8 - 10             | JP9         | 350  |



### Set of 6 hexagon keys 83R for safety fasteners

#### **83R.JP6**

- Sleeve-set contains sizes 2 - 2,5 - 3 - 4 - 5 - 6.

ΔΔ : 350 g.



### 89.JP Sleeve set of Torx® keys

- Meets Torx® et Resistorx®.
- 89 Torx® keys.
- 89L Long Torx® keys.
- 89 Resistorx® keys.
- 89S Long Torx® keys with spherical heads.

| 🔑              | Keys series | Torx® n°                              | ΔΔ g |
|----------------|-------------|---------------------------------------|------|
| <b>89.JP6</b>  | 89          | 10 - 15 - 20 - 25 - 30 - 40           | 230  |
| <b>89.JP8</b>  | 89          | 10 - 15 - 20 - 25 - 27 - 30 - 40 - 45 | 330  |
| <b>89.JP8L</b> | 89L         | 10 - 15 - 20 - 25 - 27 - 30 - 40 - 45 | 360  |
| <b>89R.JP6</b> | 89R         | 10 - 15 - 20 - 25 - 30 - 40           | 220  |
| <b>89S.JP8</b> | 89S         | 10 - 15 - 20 - 25 - 27 - 30 - 40 - 45 | 230  |





## Multi-blade handle

### POWERFUL AND ERGONOMIC

#### 90° stop

Provides positive leverage for safe and powerful rotation.

#### Blade at 180°.

For fast pre-tightening in screwdriver position.

#### Holder swings 180°.

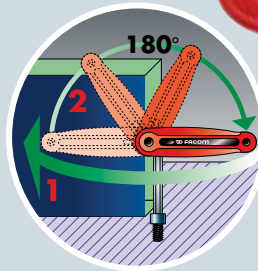

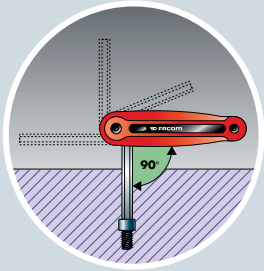
For fast re-positioning without removing the blade from the fastener.



#### Composite construction.

- Metal frame for 30% more strength.
- Resin side pieces for comfortable handling.

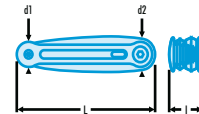
For hexagon and Torx® keys.



## ▶ Folding key sets

### 86H Folding sets of hexagon keys

- Compact holder.
- Comfortable grip.
- 90° stop for high torque.
- Silicon steel keys derived from series 82H.
- Phosphate finish.



|                 | mm /"  | d1<br>mm | d2<br>mm | l<br>mm | L<br>mm | ΔΔ<br>g |
|-----------------|--|----------|----------|---------|---------|---------|
| <b>86H.JE7A</b> | 2,5 - 3 - 4 - 5 - 6 - 8 - 10                 | 24       | 30       | 32      | 138     | 405     |
| <b>86H.JE7B</b> | 1,5 - 2 - 2,5 - 3 - 4 - 5 - 6                | 18       | 22       | 28      | 118     | 147     |
| <b>86H.JU6</b>  | 5/32 - 3/16 - 7/32 - 1/4 - 5/16 - 3/8        | 24       | 30       | 32      | 138     | 420     |
| <b>86H.JU7</b>  | 1/16 - 5/64 - 3/32 - 1/8 - 5/32 - 3/16 - 1/4 | 18       | 22       | 28      | 118     | 142     |

### 89.JM Folding set of Torx® keys

- Meets Torx® specifications.
- 89A.JM8 : Torx®.
- 89R.JM8 : Resistorx®.
- Compact holder, comfortable grip.



|                | Torx® n°               | d1<br>mm | d2<br>mm | l<br>mm | L<br>mm | ΔΔ<br>g |
|----------------|------------------------|----------|----------|---------|---------|---------|
| <b>89A.JM8</b> | 8-10-15-20-25-27-30-40 | 24       | 30       | 32      | 138     | 170     |
| <b>89R.JM8</b> | 8-10-15-20-25-27-30-40 | 24       | 30       | 32      | 138     | 160     |



## ▶ Ring sets

### 87HL Long hexagonal key ring sets



- Keys from 83H series.
- Silicon steel.
- Phosphate finish.

|  | <br>mm/" | $\Delta\Delta$<br>g |
|---|---|---------------------|
| <b>87HL.JE8</b>   | 1,5 - 2 - 2,5 - 3 - 4 - 5 - 6 - 8   | 150                 |
| <b>87HL.JU8</b>   | 5/64 - 3/32 - 1/8 - 5/32 - 3/16<br>- 7/32 - 1/4 - 5/16                                    | 175                 |



### 87H Short hexagonal key ring sets

- Keys from 82H series.
- Silicon steel.
- Phosphate finish.

|  | <br>mm/" | $\Delta\Delta$<br>g |
|---|---|---------------------|
| <b>87H.JE8</b>  | 1,5 - 2 - 2,5 - 3 - 4 - 5 - 6 - 8   | 150                 |
| <b>87H.JU8</b>  | 5/64 - 3/32 - 1/8 - 5/32 - 3/16<br>- 7/32 - 1/4 - 5/16                                      | 175                 |



### 89 Torx® key ring set

#### 89.JA8

- Meets Torx® specifications.
  - Comprises 8 Torx® keys no. T 8 - 10 - 15 - 20 - 25 - 27 - 30 - 40.
- $\Delta\Delta$  : 107 g.





## ► Wallet sets

### JL / JU Wallet sets of hexagonal keys

82H : Short keys.

83H : Long keys.

83SH : Long spherical head keys.

JL = Set of metric keys

JU = Set of inch keys.


| Series | Keys series | mm / °   | ΔΔ kg |
|--------|-------------|--|-------|
| 82H    | JE10        | 0,9 - 1,5 - 2 - 2,5 - 3 - 3,5 - 4 - 4,5 - 5 - 6                                    | 0,122 |
| 82H    | JL10        | 2 - 2,5 - 3 - 4 - 5 - 6 - 7 - 8 - 9 - 10   | 0,433 |
| 82H    | JL12        | 1,5 - 2 - 2,5 - 3 - 4 - 5 - 6 - 7 - 8 - 9 - 10 - 12                                | 0,6   |
| 82H    | JL13        | 3 - 4 - 5 - 6 - 7 - 8 - 9 - 10 - 11 - 12 - 14 - 17 - 19                            | 2,22  |
| 82H    | JU7         | 0,028 - 0,035 - 0,050 - 3/64 - 1/16 - 5/64 - 3/32                                  | 0,011 |
| 82H    | JU10        | 1/16 - 5/64 - 3/32 - 1/8 - 3/32 - 3/16 - 7/32 - 1/4 - 5/16 - 3/8                   | 0,433 |
| 82H    | JU13        | 3/32 - 1/8 - 5/32 - 3/16 - 7/32 - 1/4 - 5/16 - 3/8 - 7/16 - 1/2 - 9/16 - 5/8 - 3/4 | 2,08  |
| 83H    | JL10        | 2 - 2,5 - 3 - 4 - 5 - 6 - 7 - 8 - 9 - 10   | 0,585 |
| 83H    | JL12        | 1,5 - 2 - 2,5 - 3 - 4 - 5 - 6 - 7 - 8 - 9 - 10 - 12                                | 0,81  |
| 83H    | JL13        | 3 - 4 - 5 - 6 - 7 - 8 - 9 - 10 - 11 - 12 - 14 - 17 - 19                            | 3,04  |
| 83H    | JU10        | 1/16 - 5/64 - 3/32 - 1/8 - 5/32 - 3/16 - 7/32 - 1/4 - 5/16 - 3/8                   | 0,44  |
| 83SH   | JL10        | 2 - 2,5 - 3 - 4 - 5 - 6 - 7 - 8 - 9 - 10   | 0,585 |
| 83SH   | JL12        | 1,5 - 2 - 2,5 - 3 - 4 - 5 - 6 - 7 - 8 - 9 - 10 - 12                                | 0,81  |
| 83SH   | JU8         | 3/32 - 1/8 - 5/32 - 3/16 - 7/32 - 1/4 - 5/16 - 3/8                                 | 0,435 |



### 89.JL Wallet set of Torx® keys

• Meets Torx®.

| Series | Keys series | Torx® n°   | ΔΔ g |
|--------|-------------|--|------|
| 89     | JL8         | 8 - 10 - 15 - 20 - 25 - 27 - 30 - 40                   | 110  |
| 89     | JL12        | 7 - 8 - 9 - 10 - 15 - 20 - 25 - 27 - 30 - 40 - 45 - 50 | 271  |



## ► Hexagonal keys

### 83SH Metric long hexagonal keys with spherical head

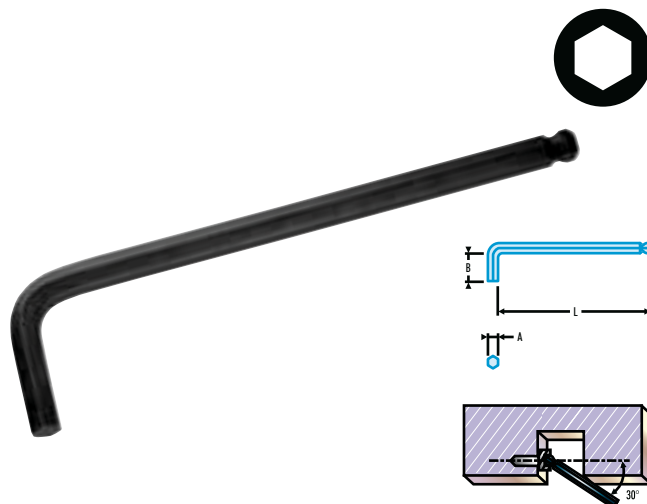
▷ ISO 2936, DIN ISO 2936, NF ISO 2936

• Silicon steel.

• Spherical head gives up to 30° working angle.

• Phosphate finish.

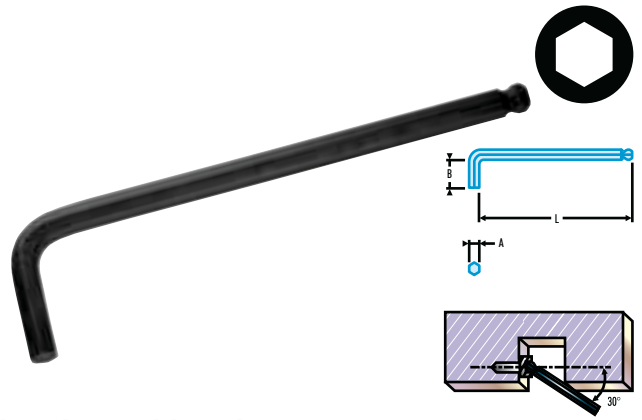
| Series | A mm | B x L mm | ΔΔ g |
|--------|------|----------|------|
| 83SH   | 1,5  | 14 x 62  | 1    |
| 83SH   | 2    | 16 x 75  | 2    |
| 83SH   | 2,5  | 18 x 85  | 4    |
| 83SH   | 3    | 20 x 90  | 7    |
| 83SH   | 4    | 25 x 100 | 15   |
| 83SH   | 5    | 28 x 115 | 24   |
| 83SH   | 6    | 32 x 135 | 42   |
| 83SH   | 7    | 34 x 140 | 57   |
| 83SH   | 8    | 36 x 150 | 80   |
| 83SH   | 9    | 38 x 160 | 110  |
| 83SH   | 10   | 40 x 170 | 140  |
| 83SH   | 12   | 45 x 190 | 225  |



## 83SH - Inch long hexagonal keys with spherical head

- Same specification as metric keys 83SH.

| Key       | A    | B x L    | ΔΔ  |
|-----------|------|----------|-----|
|           | "    | mm       | g   |
| 83SH.3/32 | 3/32 | 17 x 85  | 4   |
| 83SH.1/8  | 1/8  | 20 x 90  | 7   |
| 83SH.5/32 | 5/32 | 25 x 100 | 13  |
| 83SH.3/16 | 3/16 | 28 x 115 | 22  |
| 83SH.7/32 | 7/32 | 32 x 135 | 34  |
| 83SH.1/4  | 1/4  | 32 x 140 | 46  |
| 83SH.5/16 | 5/16 | 36 x 150 | 80  |
| 83SH.3/8  | 3/8  | 38 x 170 | 128 |

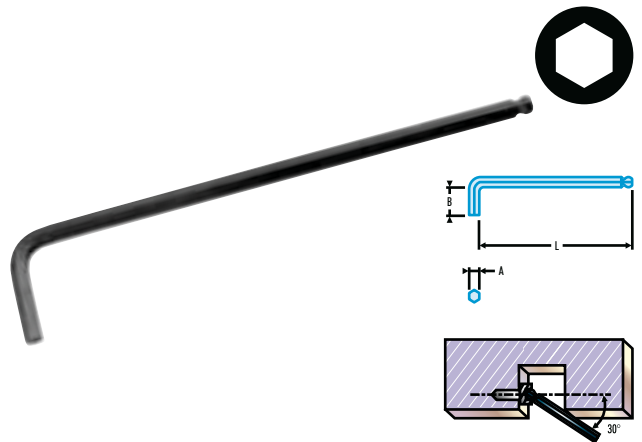


## 83S.L Metric extra-long hexagonal keys with spherical head

▷ DIN ISO 2936.

- Longer lengths offer greater leverage, higher torque and improved in-line access.
- Phosphate finish.

| Key      | A   | B x L    | ΔΔ  |
|----------|-----|----------|-----|
|          | mm  | mm       | g   |
| 83S.1.5L | 1,5 | 14 x 89  | 1,7 |
| 83S.2L   | 2   | 16 x 100 | 4   |
| 83S.2.5L | 2,5 | 18 x 111 | 6   |
| 83S.3L   | 3   | 20 x 124 | 10  |
| 83S.4L   | 4   | 25 x 138 | 20  |
| 83S.5L   | 5   | 28 x 159 | 36  |
| 83S.6L   | 6   | 32 x 179 | 58  |
| 83S.7L   | 7   | 34 x 188 | 83  |
| 83S.8L   | 8   | 36 x 198 | 115 |
| 83S.10L  | 10  | 40 x 221 | 200 |
| 83S.12L  | 12  | 45 x 247 | 322 |

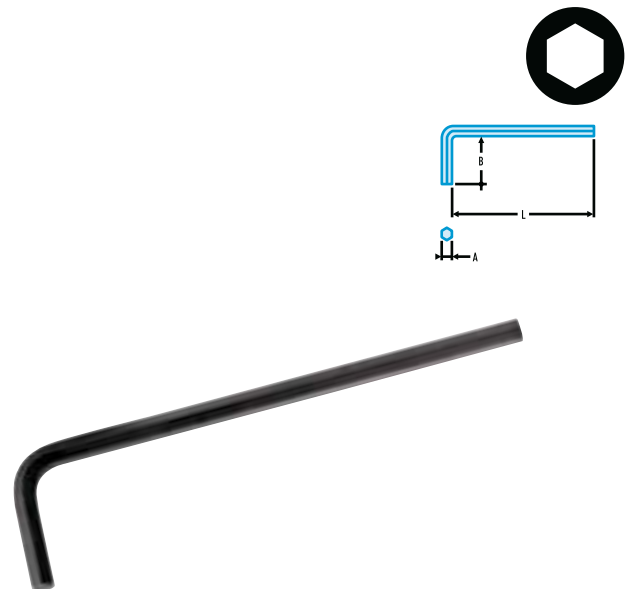


## 83H Metric long hexagonal keys

▷ ISO 2936, DIN ISO 2936, NF ISO 2936.

- Silicon steel.
- Phosphate finish.

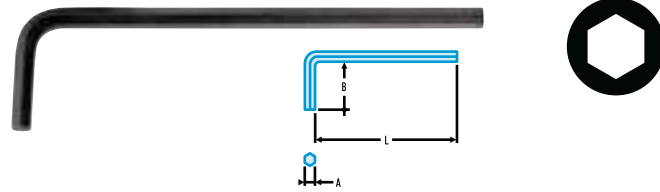
| Key     | A   | B x L     | ΔΔ   |
|---------|-----|-----------|------|
|         | mm  | mm        | g    |
| 83H.1,5 | 1,5 | 14 x 62   | 1    |
| 83H.2   | 2   | 16 x 75   | 2    |
| 83H.2,5 | 2,5 | 18 x 85   | 4    |
| 83H.3   | 3   | 20 x 90   | 7    |
| 83H.3,5 | 3,5 | 25 x 95   | 10   |
| 83H.4   | 4   | 25 x 100  | 15   |
| 83H.4,5 | 4,5 | 26 x 110  | 18   |
| 83H.5   | 5   | 28 x 115  | 24   |
| 83H.6   | 6   | 32 x 135  | 42   |
| 83H.7   | 7   | 34 x 140  | 57   |
| 83H.8   | 8   | 36 x 150  | 80   |
| 83H.9   | 9   | 38 x 160  | 110  |
| 83H.10  | 10  | 40 x 170  | 140  |
| 83H.11  | 11  | 42 x 180  | 180  |
| 83H.12  | 12  | 45 x 190  | 225  |
| 83H.13  | 13  | 50 x 200  | 286  |
| 83H.14  | 14  | 56 x 215  | 361  |
| 83H.15  | 15  | 58 x 225  | 435  |
| 83H.16  | 16  | 60 x 235  | 515  |
| 83H.17  | 17  | 63 x 245  | 602  |
| 83H.18  | 18  | 66 x 255  | 713  |
| 83H.19  | 19  | 70 x 265  | 830  |
| 83H.22  | 22  | 80 x 275  | 1010 |
| 83H.23  | 23  | 85 x 285  | 1160 |
| 83H.24  | 24  | 90 x 299  | 1310 |
| 83H.27  | 27  | 100 x 315 | 1380 |
| 83H.32  | 32  | 125 x 364 | 1470 |



## 83H Inch long hexagonal keys

▷ For information : DIN ISO 2936, NF ISO 2936.

- Silicon steel.
- Phosphate finish.



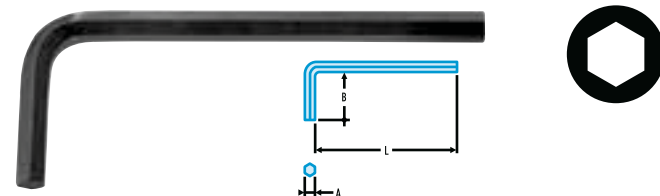
| 83H      | A<br>" | B x L<br>mm | ΔΔ<br>g |
|----------|--------|-------------|---------|
| 83H.050  | 050    | 14 x 62     | 0,8     |
| 83H.3/64 | 3/64   | 14 x 58     | 1       |
| 83H.1/16 | 1/16   | 13 x 62     | 2       |
| 83H.5/64 | 5/64   | 16 x 75     | 3       |
| 83H.3/32 | 3/32   | 17 x 85     | 4       |
| 83H.7/64 | 7/64   | 18 x 90     | 5       |
| 83H.1/8  | 1/8    | 20 x 90     | 7       |
| 83H.9/64 | 9/64   | 22 x 95     | 10      |
| 83H.5/32 | 5/32   | 25 x 100    | 13      |

| 83H      | A<br>" | B x L<br>mm | ΔΔ<br>g |
|----------|--------|-------------|---------|
| 83H.3/16 | 3/16   | 28 x 115    | 22      |
| 83H.7/32 | 7/32   | 32 x 135    | 34      |
| 83H.1/4  | 1/4    | 32 x 140    | 46      |
| 83H.5/16 | 5/16   | 36 x 150    | 80      |
| 83H.3/8  | 3/8    | 38 x 170    | 128     |
| 83H.7/16 | 7/16   | 42 x 180    | 186     |
| 83H.1/2  | 1/2    | 45 x 190    | 263     |
| 83H.9/16 | 9/16   | 56 x 215    | 376     |

## 82H Metric short hexagonal keys

▷ ISO 2936, DIN ISO 2936, NF ISO 2936.

- Silicon steel.
- Phosphate finish.



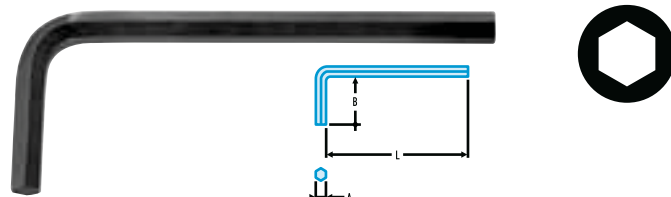
| 82H     | A<br>mm | B x L<br>mm | ΔΔ<br>g |
|---------|---------|-------------|---------|
| 82H.0,9 | 0,9     | 12 x 38     | 0,3     |
| 82H.1,3 | 1,3     | 13 x 45     | 0,7     |
| 82H.1,5 | 1,5     | 13 x 45     | 0,9     |
| 82H.2   | 2       | 16 x 50     | 2       |
| 82H.2,5 | 2,5     | 17 x 62     | 3       |
| 82H.3   | 3       | 20 x 65     | 5       |
| 82H.3,5 | 3,5     | 22 x 66     | 8       |
| 82H.4   | 4       | 25 x 70     | 10      |
| 82H.4,5 | 4,5     | 26 x 75     | 15      |
| 82H.5   | 5       | 28 x 80     | 20      |
| 82H.6   | 6       | 32 x 90     | 30      |
| 82H.7   | 7       | 34 x 95     | 45      |
| 82H.8   | 8       | 36 x 100    | 60      |
| 82H.9   | 9       | 38 x 105    | 80      |
| 82H.10  | 10      | 40 x 112    | 100     |

| 82H    | A<br>mm | B x L<br>mm | ΔΔ<br>g |
|--------|---------|-------------|---------|
| 82H.11 | 11      | 42 x 118    | 130     |
| 82H.12 | 12      | 45 x 125    | 165     |
| 82H.13 | 13      | 50 x 135    | 205     |
| 82H.14 | 14      | 55 x 140    | 260     |
| 82H.15 | 15      | 58 x 150    | 310     |
| 82H.16 | 16      | 60 x 154    | 370     |
| 82H.17 | 17      | 63 x 160    | 440     |
| 82H.18 | 18      | 66 x 170    | 540     |
| 82H.19 | 19      | 70 x 180    | 640     |
| 82H.22 | 22      | 80 x 200    | 950     |
| 82H.23 | 23      | 85 x 210    | 1100    |
| 82H.24 | 24      | 90 x 224    | 1250    |
| 82H.27 | 27      | 100 x 250   | 1300    |
| 82H.32 | 32      | 125 x 315   | 1420    |

## 82H Inch short hexagonal keys

▷ For information : DIN ISO 2936, NF ISO 2936.

- Silicon steel.
- Phosphate finish.



| 82H      | A<br>" | B x L<br>mm | ΔΔ<br>g |
|----------|--------|-------------|---------|
| 82H.028  | 028    | 10 x 33     | 0,3     |
| 82H.035  | 035    | 11 x 35     | 0,4     |
| 82H.050  | 050    | 12 x 38     | 0,4     |
| 82H.3/64 | 1/64   | 12 x 38     | 0,5     |
| 82H.1/16 | 1/16   | 13 x 45     | 0,7     |
| 82H.5/64 | 5/64   | 16 x 50     | 2       |
| 82H.3/32 | 3/32   | 17 x 62     | 3       |
| 82H.7/64 | 7/64   | 18 x 60     | 4       |
| 82H.1/8  | 1/8    | 20 x 65     | 6       |
| 82H.9/64 | 9/64   | 22 x 66     | 8       |
| 82H.5/32 | 5/32   | 25 x 70     | 10      |
| 82H.3/16 | 3/16   | 28 x 80     | 16      |

| 82H       | A<br>" | B x L<br>mm | ΔΔ<br>g |
|-----------|--------|-------------|---------|
| 82H.7/32  | 7/32   | 32 x 90     | 24      |
| 82H.1/4   | 1/4    | 32 x 90     | 33      |
| 82H.5/16  | 5/16   | 36 x 100    | 59      |
| 82H.3/8   | 3/8    | 40 x 112    | 90      |
| 82H.7/16  | 7/16   | 42 x 118    | 135     |
| 82H.1/2   | 1/2    | 45 x 125    | 202     |
| 82H.9/16  | 9/16   | 55 x 140    | 273     |
| 82H.5/8   | 5/8    | 60 x 160    | 383     |
| 82H.11/16 | 11/16  | 63 x 170    | 540     |
| 82H.3/4   | 3/4    | 70 x 175    | 623     |
| 82H.7/8   | 7/8    | 80 x 200    | 955     |
| 82H.1'    | 1'     | 90 x 235    | 1450    |




## ► Torx® keys

### 89S Long Torx® keys with spherical head

- Meets Torx® specifications.
- Spherical head provides a 20° working range for difficult-to-reach screws.
- Burnished finish.


| 89S    | Torx® n° | I★ mm | B x L mm     | ΔΔ g |
|--------|----------|-------|--------------|------|
| 89S.15 | T15      | 3,26  | 21,0 x 93,0  | 8    |
| 89S.20 | T20      | 3,84  | 23,0 x 99,0  | 10   |
| 89S.25 | T25      | 4,40  | 24,5 x 104,5 | 18   |
| 89S.27 | T27      | 4,96  | 26,0 x 110,0 | 23   |
| 89S.30 | T30      | 5,49  | 30,0 x 120,5 | 30   |
| 89S.40 | T40      | 6,60  | 32,5 x 131,5 | 45   |
| 89S.45 | T45      | 7,77  | 37,0 x 138,0 | 63   |



### 89 Short Torx® keys

- Meets Torx® specifications.
- Burnished finish.


| 89    | Torx® n° | I★ mm | B x L mm    | ΔΔ g |
|-------|----------|-------|-------------|------|
| 89.6  | T6       | 1,65  | 18 x 51     | 3    |
| 89.7  | T7       | 1,97  | 18 x 51,5   | 3    |
| 89.8  | T8       | 2,30  | 18 x 51,5   | 3    |
| 89.9  | T9       | 2,48  | 19,5 x 51,5 | 4    |
| 89.10 | T10      | 2,72  | 19,5 x 53   | 4    |
| 89.15 | T15      | 3,26  | 21,5 x 57   | 6    |
| 89.20 | T20      | 3,84  | 24 x 61     | 8    |
| 89.25 | T25      | 4,40  | 25,5 x 63,5 | 11   |
| 89.27 | T27      | 4,96  | 27 x 67,5   | 16   |
| 89.30 | T30      | 5,49  | 30 x 76     | 20   |
| 89.40 | T40      | 6,60  | 34 x 83,5   | 31   |
| 89.45 | T45      | 7,77  | 37 x 88,5   | 43   |
| 89.50 | T50      | 8,79  | 41 x 106    | 62   |
| 89.55 | T55      | 11,17 | 48 x 121    | 70   |



### 89R Short Resistorx® keys

- Meets Resistorx® specifications.
- For safety fasteners.
- Burnished finish.

| 89R    | Torx® n° | I★ mm | B x L mm | ΔΔ g |
|--------|----------|-------|----------|------|
| 89R.10 | T10      | 2,72  | 20 x 54  | 4    |
| 89R.15 | T15      | 3,26  | 21 x 57  | 6    |
| 89R.20 | T20      | 3,84  | 24 x 61  | 8    |
| 89R.25 | T25      | 4,40  | 25 x 65  | 11   |
| 89R.30 | T30      | 5,49  | 30 x 76  | 20   |
| 89R.40 | T40      | 6,60  | 33 x 83  | 31   |





## ► Nut spinners - Tee-handle keys

### 7-piece spherical head tee-handle hexagon key module

#### MOD.84TZS

| Key       | Plateau  | $\Delta\Delta$<br>kg |
|-----------|--|----------------------|
| MOD.84TZS | 6 pans<br>84TZ 3 - 84TZS.4<br>- 5 - 6 - 7 - 8 - 10 | PL.329<br>0,996      |

### 7-piece tee-handle Torx® key module

#### MOD.89TX

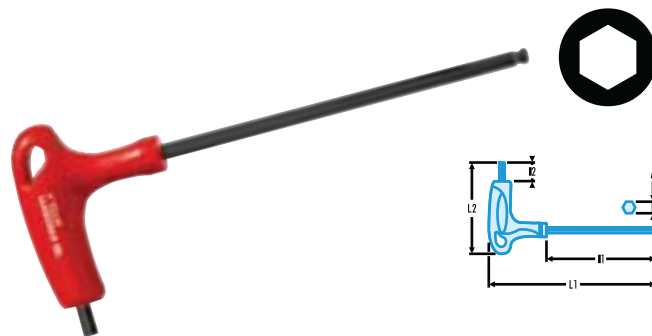
- ★ 89.TX 10 - 15 - 20 - 25 - 27 - 30 - 40.
- Tray PL.328.

| Key      | Plateau  | $\Delta\Delta$<br>kg |
|----------|--|----------------------|
| MOD.89TX | Torx®<br>89.TX 10 - 15 - 20 - 25 - 27<br>- 30 - 40 | PL.328<br>0,648      |

### 84TZS Metric hexagon keys with spherical head

- Ergonomic tee-handle allows effective use of either end of key.
- Spherical head gives a working angle of up to 30°. Short shank provides extra torque for tightening.
- Polished phosphate finish.
- Silicon steel.

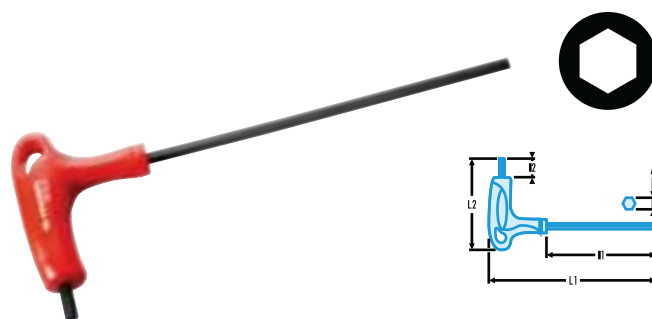
| A<br>mm  | I2 x I1<br>mm | L2 x L1<br>mm | $\Delta\Delta$<br>g |     |
|----------|---------------|---------------|---------------------|-----|
| 84TZS.4  | 4             | 12 x 130      | 77 x 183            | 58  |
| 84TZS.5  | 5             | 12 x 130      | 77 x 183            | 70  |
| 84TZS.6  | 6             | 15 x 175      | 95 x 240            | 112 |
| 84TZS.7  | 7             | 15 x 175      | 95 x 240            | 120 |
| 84TZS.8  | 8             | 15 x 175      | 95 x 240            | 125 |
| 84TZS.10 | 10            | 15 x 175      | 95 x 240            | 192 |



### 84TZ Standard metric hexagon keys

- Ergonomic tee-handle allows effective use of either end of key.
- Polished phosphate finish.
- Silicon steel.


| A<br>mm  | I2 x I1<br>mm | L2 x L1<br>mm | $\Delta\Delta$<br>g |     |
|----------|---------------|---------------|---------------------|-----|
| 84TZ.2,5 | 2,5           | 11 x 90       | 63 x 133            | 9   |
| 84TZ.3   | 3             | 11 x 90       | 63 x 133            | 12  |
| 84TZ.4   | 4             | 12 x 130      | 77 x 183            | 58  |
| 84TZ.5   | 5             | 12 x 130      | 77 x 183            | 70  |
| 84TZ.6   | 6             | 15 x 175      | 95 x 240            | 112 |
| 84TZ.8   | 8             | 15 x 175      | 95 x 240            | 125 |
| 84TZ.10  | 10            | 15 x 175      | 95 x 240            | 192 |



### 84TZ Standard inch hexagon keys

- Ergonomic tee-handle allows effective use of either end of key.
- Polished phosphate finish.
- Silicon steel.


| A<br>"    | I2 x I1<br>mm | L2 x L1<br>mm | $\Delta\Delta$<br>g |     |
|-----------|---------------|---------------|---------------------|-----|
| 84TZ.5/32 | 5/32          | 12 x 130      | 77 x 183            | 58  |
| 84TZ.3/16 | 3/16          | 12 x 130      | 77 x 183            | 65  |
| 84TZ.7/32 | 7/32          | 15 x 175      | 95 x 240            | 80  |
| 84TZ.1/4  | 1/4           | 15 x 175      | 95 x 240            | 115 |
| 84TZ.5/16 | 5/16          | 15 x 175      | 95 x 240            | 125 |
| 84TZ.3/8  | 3/8           | 15 x 175      | 95 x 240            | 180 |



## 89TX Torx® nut spinners

- Ergonomic handle allows effective use of either end of key.
- Chrome finish, sand-blasted tips.


| ➤       | Torx®<br>n° | I★<br>A mm | l2 x l1<br>mm | L2 x L1<br>mm | ΔΔ<br>g |
|---------|-------------|------------|---------------|---------------|---------|
| 89TX.6  | T6          | 1,65       | 11 x 90       | 63 x 133      | 7       |
| 89TX.7  | T7          | 1,97       | 11 x 90       | 63 x 133      | 8       |
| 89TX.8  | T8          | 2,30       | 11 x 90       | 63 x 133      | 9       |
| 89TX.9  | T9          | 2,48       | 11 x 90       | 63 x 133      | 10      |
| 89TX.10 | T10         | 2,72       | 11 x 90       | 63 x 133      | 12      |
| 89TX.15 | T15         | 3,26       | 11 x 90       | 63 x 133      | 15      |
| 89TX.20 | T20         | 3,84       | 12 x 130      | 77 x 183      | 40      |
| 89TX.25 | T25         | 4,40       | 12 x 130      | 77 x 183      | 55      |
| 89TX.27 | T27         | 4,96       | 12 x 130      | 77 x 183      | 60      |
| 89TX.30 | T30         | 5,49       | 15 x 175      | 95 x 240      | 90      |
| 89TX.40 | T40         | 6,60       | 15 x 175      | 95 x 240      | 105     |
| 89TX.45 | T45         | 7,77       | 15 x 175      | 95 x 240      | 125     |
| 89TX.50 | T50         | 8,79       | 15 x 175      | 95 x 240      | 170     |



## 5-piece set of tee-handle keys

### 84TC.JE5


- Contains models 84TC.3 - 4 - 5 - 6 - 8 mm.
- ΔΔ : 519 g.



## 84TC Metric tee-handle hexagon keys

- All 3 ends with hexagon.
- Burnish-tipped chrome finish.

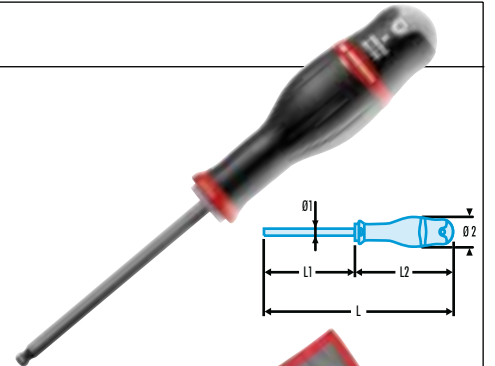
| ➤       | ●<br>mm | A<br>mm | L<br>mm | ΔΔ<br>g |
|---------|---------|---------|---------|---------|
| 84TC.3  | 2,0     | 62,5    | 125     | 22      |
| 84TC.4  | 4,0     | 62,5    | 125     | 22      |
| 84TC.3  | 3,0     | 75,0    | 150     | 26      |
| 84TC.4  | 4,0     | 90,0    | 180     | 63      |
| 84TC.5  | 5,0     | 105,0   | 210     | 100     |
| 84TC.6  | 6,0     | 105,0   | 210     | 145     |
| 84TC.8  | 8,0     | 125,0   | 250     | 220     |
| 84TC.10 | 10,0    | 150,0   | 300     | 440     |
| 84TC.12 | 12,0    | 160,0   | 320     | 645     |
| 84TC.14 | 14,0    | 170,0   | 340     | 680     |



New

## AWSH Hexagon nut drivers - spherical head

| ➤          | ●<br>mm | ●l1xL1<br>mm | Ø2 x L2<br>mm | L<br>mm | ΔΔ<br>g |
|------------|---------|--------------|---------------|---------|---------|
| AWSH2X75   | 2       | 2,0 x 75     | 19 x 94       | 169     | 31      |
| AWSH2,5X75 | 2,5     | 2,5 x 75     | 19 x 94       | 169     | 33      |
| AWSH3X75   | 3       | 3,0 x 75     | 19 x 94       | 169     | 35      |
| AWSH4X75   | 4       | 4,0 x 75     | 25 x 103      | 178     | 45      |
| AWSH5X100  | 5       | 5,0 x 100    | 30 x 109      | 209     | 80      |
| AWSH6X100  | 6       | 6,0 x 100    | 36 x 120      | 220     | 120     |
| AWSH8X100  | 8       | 8,0 x 100    | 36 x 120      | 220     | 180     |



## Set of hexagon nut drivers with spherical head

### AWSH.JT6

| ➤        | Contents   | Qty |
|----------|--|-----|
| AWSH.JT6 | ● AWSH2X75 - AWSH2,5X75 - AWSH3X75<br>- AWSH4X75 - AWSH5X100 - AWSH6X100 | 6   |

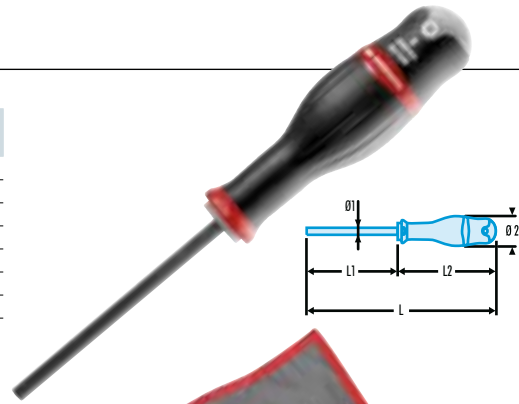


# Protwist®

**New**

## AWHH Hexagon nut spinners

|                   | ●<br>mm | Ø2 x L2<br>mm | L<br>mm | ●1xL1<br>mm | ΔΔ<br>g |
|-------------------|---------|---------------|---------|-------------|---------|
| <b>AWHH2X75</b>   | 2       | 19 x 94       | 169     | 2,0 x 75    | 31      |
| <b>AWHH2,5X75</b> | 2,5     | 19 x 94       | 169     | 2,5 x 75    | 33      |
| <b>AWHH3X75</b>   | 3       | 19 x 94       | 169     | 3,0 x 75    | 35      |
| <b>AWHH4X75</b>   | 4       | 25 x 103      | 178     | 4,0 x 75    | 45      |
| <b>AWHH5X100</b>  | 5       | 30 x 109      | 209     | 5,0 x 100   | 80      |
| <b>AWHH6X100</b>  | 6       | 36 x 120      | 220     | 6,0 x 100   | 120     |
| <b>AWHH8X100</b>  | 8       | 36 x 120      | 220     | 8,0 x 100   | 180     |



## Set of hexagon nut spinners

### AWHH.JT6

|                 | Contents   | Qty |
|-----------------|--|-----|
| <b>AWHH.JT6</b> | ● AWHH2X75 - AWHH2,5X75 - AWHH3X75<br>- AWHH4X75 - AWHH5X100 - AWHH6X100 | 6   |

**Protwist**®



## ► Special pattern keys

### Set of keys for spline sockets (XZN)

#### 80.JL7


- Set of 7 keys type 80 : M5 - M6 - M8 - M10 - M12 - M14 - M16.
- Supplied in a wallet.
- ΔΔ : 918 g.



### Set of keys for groove sockets

#### 81.JL7

- Set of 7 keys type 81 M5 - M6 - M8 - M10 - M12 - M14 - M16.
- Supplied in a wallet.
- ΔΔ : 907 g.



### 10-piece wallet set of keys for Bristol sockets

#### 85.JU10

- Set of 10 keys type 85033-048-060-072-096-111-133-145-168-183.
- Supplied in a wallet.
- ΔΔ : 37 g.



**Correct bit selection**





















**QUALITY - DURABILITY**

The Facom bit range offers a versatile choice, but no single product covers all applications. It is therefore essential to match hardness with usage and carry out tests, where necessary to select the most appropriate type of bit.


















**Choosing the right bit for your needs**

**1 - According to the type of screw-driving method used :**

| Driving method/<br>Bit type   | Manual<br>E.g. : bit<br>driver   | Powered<br>E.g. : screw<br>gun   | Impact<br>E.g. : impact<br>screwdriver   |
|---|--|--|--|
| STANDARD<br>           |     |     |  |
| TORSION<br>           |    |     |  |
| TITANIUM TORSION<br> |   |   |  |
| IMPACT<br>           |  |  |   |

-  Occasional
-  Recommended
-  Ideal

**2 - According to the hexagon drive :**

| Fittings   | STANDARD<br> | High Perf'<br> | TITANIUM High Perf'<br> | IMPACT<br> |
|--|---|---|--|---|
| ∅ 1/4" 1-series<br>             | Page 345     | Page 355       | Page 356                |   |
| ∅ 1/4" with groove 6-series<br> | Page 349     | Page 356       | Page 357                |   |
| ∅ 5/16" 2-series<br>            | Page 351     |   |  | Page 362   |
| ∅ 1/2" 3-series<br>             |   |   |  | Page 363   |



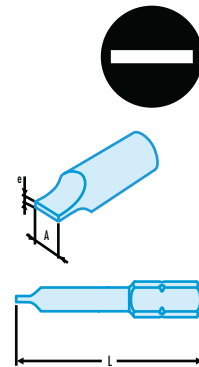
## ▶ Standard bits

### ▶▶ Standard 1-series - 1/4" (6.35 mm) drive bits

#### ES.1 Bits for slotted heads

▷ ISO 1173, DIN 3126, NF ISO 1173, ISO 2380-1, ISO 2351-1.

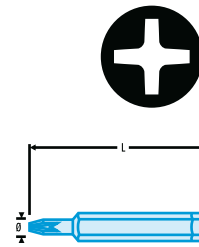
| ES       | e x A<br>mm | Length<br>mm | ΔΔ<br>g |
|----------|-------------|--------------|---------|
| ES.133   | 0,5 x 3,0   | 25           | 5       |
| ES.133,5 | 0,6 x 3,5   | 25           | 5       |
| ES.134   | 0,6 x 4,0   | 25           | 6       |
| ES.134,5 | 0,6 x 4,5   | 25           | 6       |
| ES.135,5 | 0,8 x 5,5   | 25           | 8       |
| ES.136,5 | 1,2 x 6,5   | 25           | 9       |
| ES.138   | 1,2 x 8,0   | 25           | 12      |



#### EP.1 Bits for Phillips® heads

▷ ISO 1173, DIN 3126, NF ISO 1173, ISO 8764-1, ISO 2351-2.

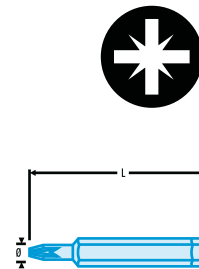
| EP     | Phillips®<br>no. | Length<br>mm | ΔΔ<br>g |
|--------|------------------|--------------|---------|
| EP.100 | PH.0             | 25           | 7,2     |
| EP.101 | PH.1             | 25           | 8,0     |
| EP.111 | PH.1             | 50           | 14,4    |
| EP.102 | PH.2             | 25           | 8,0     |
| EP.122 | PH.2             | 50           | 14,4    |
| EP.103 | PH.3             | 25           | 14,4    |



#### ED.1 Bits for Pozidriv® heads

▷ ISO 1173, DIN 3126, NF ISO 1173, ISO 8764-1, ISO 2351-2.

| ED     | Pozidriv®<br>no. | Length<br>mm | ΔΔ<br>g |
|--------|------------------|--------------|---------|
| ED.100 | PZ.0             | 25           | 6       |
| ED.101 | PZ.1             | 25           | 7       |
| ED.111 | PZ.1             | 50           | 11      |
| ED.102 | PZ.2             | 25           | 7       |
| ED.112 | PZ.2             | 50           | 12      |
| ED.103 | PZ.3             | 25           | 12      |

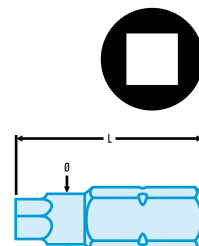


#### ECAR.1 Bits for square socket heads

▷ ISO 1173, DIN 3126.

• 1/4" (6,35 mm) drive.

| ECAR     | no. | Ø<br>mm | L<br>mm | ΔΔ<br>g |
|----------|-----|---------|---------|---------|
| ECAR.101 | 1   | 3,5     | 25      | 8       |
| ECAR.102 | 2   | 6       | 25      | 10      |
| ECAR.103 | 3   | 6       | 25      | 12      |

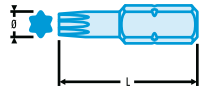


## EX.1 Bits for Torx® heads

▷ ISO 1173, DIN 3126, NF ISO 1173.

- Meets Torx® specifications.

| №      | Torx®<br>n° | I★<br>mm | L<br>mm | ΔΔ<br>g |
|--------|-------------|----------|---------|---------|
| EX.106 | T6          | 1,65     | 25      | 5       |
| EX.107 | T7          | 1,97     | 25      | 5       |
| EX.108 | T8          | 2,30     | 25      | 5       |
| EX.109 | T9          | 2,48     | 25      | 5       |
| EX.110 | T10         | 2,72     | 25      | 5       |
| EX.115 | T15         | 3,26     | 25      | 5       |
| EX.120 | T20         | 3,84     | 25      | 6       |
| EX.125 | T25         | 4,40     | 25      | 6       |
| EX.127 | T27         | 4,96     | 25      | 6       |
| EX.130 | T30         | 5,49     | 25      | 6       |
| EX.140 | T40         | 6,60     | 25      | 6       |

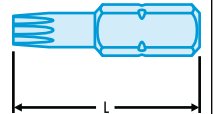


## EXP.1 Bits for Torx Plus® heads

▷ ISO 1173, DIN 3126, NF ISO 1173.

- Meets Torx Plus® specifications.

| №       | Torx®<br>n° | L<br>mm | ΔΔ<br>g |
|---------|-------------|---------|---------|
| EXP.106 | IP6         | 25      | 5       |
| EXP.107 | IP 7        | 25      | 5       |
| EXP.108 | IP 8        | 25      | 5       |
| EXP.109 | IP 9        | 25      | 5       |
| EXP.110 | IP 10       | 25      | 5       |
| EXP.115 | IP 15       | 25      | 5       |
| EXP.120 | IP 20       | 25      | 6       |
| EXP.125 | IP 25       | 25      | 6       |
| EXP.127 | IP 27       | 25      | 6       |
| EXP.130 | IP 30       | 25      | 6       |
| EXP.140 | IP 40       | 25      | 6       |

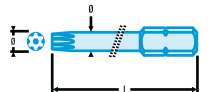


## EXR.1 Bits for Resistorx® heads

▷ ISO 1173, DIN 3126, NF ISO 1173

- Meets Resistorx® specifications.
- For Resistorx safety fasteners.®.
- Long reach provides access to recessed fasteners.

| №        | Torx®<br>n° | I★<br>mm | Ø<br>mm | L<br>mm | ΔΔ<br>g |
|----------|-------------|----------|---------|---------|---------|
| EXR.110  | IP 10       | 2,72     |         | 25      | 5       |
| EXR.115  | IP 15       | 3,26     |         | 25      | 6       |
| EXR.120  | IP 20       | 3,84     |         | 25      | 6       |
| EXR.125  | IP 25       | 4,40     |         | 25      | 6       |
| EXR.127  | IP 27       | 4,96     |         | 25      | 6       |
| EXR.130  | IP 30       | 5,59     |         | 25      | 6       |
| EXR.140  | IP 40       | 6,60     |         | 25      | 6       |
| EXR.110L | IP 10       | 2,72     | 5,2     | 70      | 8       |
| EXR.115L | IP 15       | 3,26     | 5,2     | 70      | 8       |
| EXR.120L | IP 20       | 3,84     | 5,6     | 70      | 9       |
| EXR.125L | IP 25       | 4,40     | 5,6     | 70      | 11      |
| EXR.130L | IP 30       | 5,59     | 6,0     | 70      | 14      |
| EXR.140L | IP 40       | 6,60     | 7,1     | 70      | 17      |

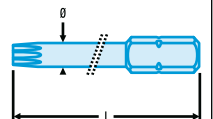


## EXRP.1 Bits for Torx Plus® Tamper Resistant heads

▷ ISO 1173, DIN 3126, NF ISO 1173

- Meets Torx® specifications.

| №        | Torx®<br>n° | L<br>mm | ΔΔ<br>g |
|----------|-------------|---------|---------|
| EXRP.108 | IPR 8       | 25      | 5       |
| EXRP.110 | IPR 10      | 25      | 5       |
| EXRP.115 | IPR 15      | 25      | 6       |
| EXRP.120 | IPR 20      | 25      | 6       |
| EXRP.125 | IPR 25      | 25      | 6       |
| EXRP.127 | IPR 27      | 25      | 6       |
| EXRP.130 | IPR 30      | 25      | 6       |
| EXRP.140 | IPR 40      | 25      | 6       |

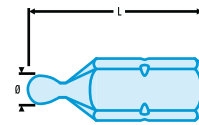


## ETS.1 Bits for metric hexagon socket heads with spherical head

▷ ISO 1173, DIN 3126, NF ISO 1173.

- Spherical head gives a working angle of up to 30°.

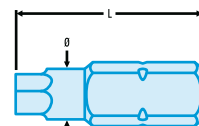
| 🔪                | ⌀<br>mm | L<br>mm | ΔΔ<br>g |
|------------------|---------|---------|---------|
| <b>ETS.102,5</b> | 2,5     | 25      | 5       |
| <b>ETS.103</b>   | 3       | 25      | 5       |
| <b>ETS.104</b>   | 4       | 25      | 5       |
| <b>ETS.105</b>   | 5       | 25      | 6       |
| <b>ETS.106</b>   | 6       | 25      | 6       |



## EH.1 Bits for metric hexagon socket heads

▷ ISO 1173, DIN 3126, NF ISO 1173, ISO 2936, ISO 2351-3.

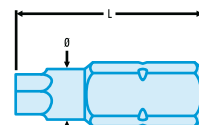
| 🔪               | ⌀<br>mm | Length<br>mm | ΔΔ<br>g |
|-----------------|---------|--------------|---------|
| <b>EH.101,5</b> | 1,5     | 25           | 5       |
| <b>EH.102</b>   | 2       | 25           | 5       |
| <b>EH.102,5</b> | 2,5     | 25           | 5       |
| <b>EH.103</b>   | 3       | 25           | 5       |
| <b>EH.104</b>   | 4       | 25           | 5       |
| <b>EH.105</b>   | 5       | 25           | 6       |
| <b>EH.106</b>   | 6       | 25           | 7       |
| <b>EH.107</b>   | 7       | 25           | 8       |
| <b>EH.108</b>   | 8       | 25           | 9       |
| <b>EH.110</b>   | 10      | 25           | 11      |



## EH.1 Bits for inch hexagon socket heads

▷ ISO 1173, DIN 3126, NF ISO 1173, ISO 2936, ISO 2351-3.

| 🔪                | ⌀<br>" | Length<br>mm | ΔΔ<br>g |
|------------------|--------|--------------|---------|
| <b>EH.101/8</b>  | 1/8    | 25           | 5       |
| <b>EH.105/32</b> | 5/32   | 25           | 5       |
| <b>EH.103/16</b> | 3/16   | 25           | 5       |
| <b>EH.107/32</b> | 7/32   | 25           | 6       |
| <b>EH.101/4</b>  | 1/4    | 25           | 7       |



## EV.1 Bits for spline socket heads (XZN)

▷ ISO 1173, DIN 3126, NF ISO 1173, ISO 2936, ISO 2351-3.

| 🔪             | Ø   | L<br>mm | ΔΔ<br>g |
|---------------|-----|---------|---------|
| <b>EV.104</b> | M4  | 25      | 5       |
| <b>EV.105</b> | M5  | 25      | 5       |
| <b>EV.106</b> | M6  | 25      | 6       |
| <b>EV.108</b> | M8  | 25      | 7       |
| <b>EV.110</b> | M10 | 25      | 8       |



# Bits

## Bits for Tri-wing heads

▷ ISO 1173, DIN 3126, NF ISO 1173.

| Bit             | Tri-Wing screw®<br>no. | Length<br>mm | ΔΔ<br>g |
|-----------------|------------------------|--------------|---------|
| <b>ETRI.101</b> | 1                      | 25           | 5,5     |
| <b>ETRI.102</b> | 2                      | 25           | 5,5     |
| <b>ETRI.103</b> | 3                      | 25           | 5,5     |
| <b>ETRI.104</b> | 4                      | 25           | 5,5     |
| <b>ETRI.105</b> | 5                      | 25           | 5,5     |



## For BNAE heads

▷ ISO 1173, DIN 3126, NF ISO 1173.

| Bit             | BNAE<br>no. | Length<br>mm | ΔΔ<br>g |
|-----------------|-------------|--------------|---------|
| <b>EBNA.104</b> | 4           | 25           | 5       |
| <b>EBNA.105</b> | 5           | 25           | 5       |
| <b>EBNA.106</b> | 6           | 25           | 6       |



## ETOR 1/4" bits for Torq Set® heads

▷ ISO 1173, DIN 3126, NF ISO 1173, ISO 2380-1, ISO 2351-1.

| Bit                | Torq-Set® screw<br>n° | Length<br>mm | ΔΔ<br>g |
|--------------------|-----------------------|--------------|---------|
| <b>ETOR.100</b>    | 0                     | 25           | 5,5     |
| <b>ETOR.101</b>    | 1                     | 25           | 5,5     |
| <b>ETORM.102</b>   | 2                     | 25           | 6       |
| <b>ETORM.103</b>   | 3                     | 25           | 6       |
| <b>ETORM.104</b>   | 4                     | 25           | 6       |
| <b>ETORM.105</b>   | 5                     | 25           | 6       |
| <b>ETORM.106</b>   | 6                     | 25           | 6       |
| <b>ETORM.108</b>   | 8                     | 25           | 6       |
| <b>ETORM.110</b>   | 10                    | 25           | 6       |
| <b>ETORM.101/4</b> | 1/4                   | 32           | 13      |



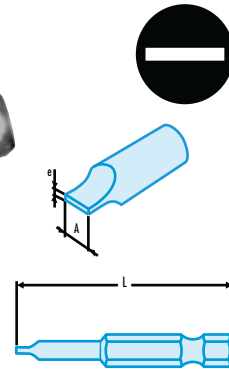


## ▶▶ 6-series 1/4" (6.35 mm) drive bits with groove

### ES.6 Bits for slotted heads

▷ ISO 1173, DIN 3126, NF ISO 1173, ISO 2380-1, ISO 2351-1.

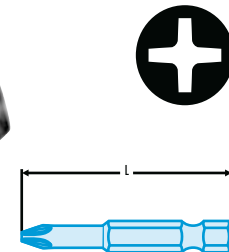
| ES       | e x A<br>mm | L<br>mm | ΔΔ<br>g |
|----------|-------------|---------|---------|
| ES.603   | 0,5 x 3     | 50      | 7,7     |
| ES.603,5 | 0,6 x 3,5   | 50      | 7,9     |
| ES.604   | 0,5 x 4     | 50      | 8,6     |
| ES.604,5 | 0,6 x 4,5   | 50      | 9       |
| ES.605,5 | 0,8 x 5,5   | 50      | 10      |
| ES.606,5 | 1,2 x 6,5   | 50      | 11,5    |
| ES.608   | 1,2 x 8     | 50      | 13,7    |
| ES.623   | 0,5 x 3     | 70      | 8,8     |
| ES.623,5 | 0,6 x 3,5   | 70      | 9,4     |
| ES.624   | 0,8 x 4     | 70      | 10,6    |
| ES.625,5 | 1 x 5,5     | 70      | 13,7    |
| ES.634   | 0,8 x 4     | 90      | 12,6    |
| ES.635,5 | 1 x 5,5     | 90      | 17,5    |



### EP.6 Bits for Phillips® heads

▷ ISO 1173, DIN 3126, NF ISO 1173, ISO 8764-1, ISO 2351-2.

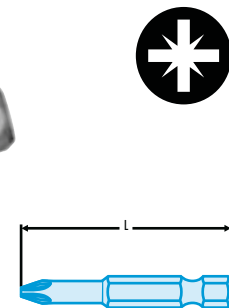
| EP     | Phillips®<br>no. | L<br>mm | ΔΔ<br>g |
|--------|------------------|---------|---------|
| EP.661 | PH.1             | 70      | PH.1    |
| EP.662 | PH.2             | 70      | PH.2    |
| EP.663 | PH.3             | 70      | PH.3    |
| EP.691 | PH.1             | 90      | 16.1    |
| EP.692 | PH.2             | 90      | 17.9    |



### ED.6 Bits for Pozidriv® heads

▷ ISO 1173, DIN 3126, NF ISO 1173, ISO 8764-1, ISO 2351-2.

| ED     | Pozidriv® n° | ΔΔ<br>g | Pozidriv®<br>no. |
|--------|--------------|---------|------------------|
| ED.661 | PZ.1         | 12,4    | 12,4             |
| ED.662 | 70           | 14,4    | 14,4             |
| ED.663 | 70           | 70      | PZ.3             |
| ED.691 | PZ.1         | 16,1    | 16,1             |
| ED.692 | 90           | 17,9    | PZ.2             |
| ED.693 | 90           | 90      | PZ.3             |

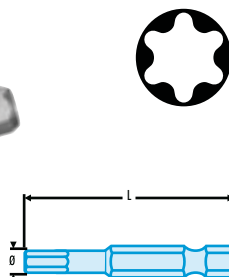


### EX.6 Bits for Torx® heads

▷ ISO 1173, DIN 3126, NF ISO 1173.

- Meets Torx® specifications.

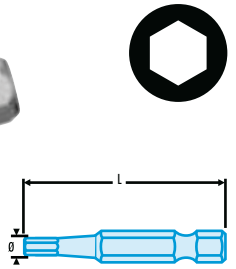

| EX     | Torx®<br>n° | I★<br>mm | Ø<br>mm | L<br>mm | ΔΔ<br>g |
|--------|-------------|----------|---------|---------|---------|
| EX.610 | T10         | 2,72     | 5,2     | 70      | 8,4     |
| EX.615 | T15         | 3,26     | 5,2     | 70      | 8,6     |
| EX.620 | T20         | 3,84     | 5,6     | 70      | 9,8     |
| EX.625 | T25         | 4,40     | 5,6     | 70      | 11,5    |
| EX.627 | T27         | 4,96     | 5,8     | 70      | 12,9    |
| EX.630 | T30         | 5,59     | 6       | 70      | 14,5    |
| EX.640 | T40         | 6,60     | 7,1     | 70      | 17,6    |



### EH.6 Bits for hexagon socket heads

▷ ISO 1173, DIN 3126, NF ISO 1173, ISO 2936, ISO 2351-3.

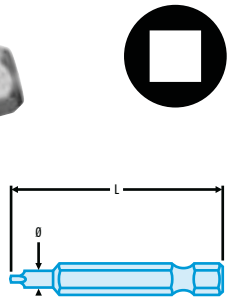
| ➤             | Ø<br>mm | L<br>mm | ΔΔ<br>g |
|---------------|---------|---------|---------|
| <b>EH.603</b> | 3       | 50      | 14,4    |
| <b>EH.604</b> | 4       | 50      | 14,4    |
| <b>EH.605</b> | 5       | 50      | 15,0    |
| <b>EH.606</b> | 6       | 50      | 15,5    |
| <b>EH.608</b> | 8       | 50      | 18,0    |



### ECAR.6 Bits for square socket heads

▷ ISO 1173, DIN 3126, NF ISO 1173.

| ➤               | Ø<br>no. | L<br>mm | ΔΔ<br>g |
|-----------------|----------|---------|---------|
| <b>ECAR.601</b> | 1        | 50      | 10      |
| <b>ECAR.602</b> | 2        | 50      | 12      |
| <b>ECAR.603</b> | 3        | 50      | 15      |



### EF.6DM Magnetic hex nut setters

▷ ISO 1173, DIN 3126, NF ISO 1173.

- Magnet holds fastener on bit.

| ➤                 | ⌀<br>A mm | L<br>mm | ΔΔ<br>g |
|-------------------|-----------|---------|---------|
| <b>EF.6DM5,5L</b> | 5,5       | 70      | 31      |
| <b>EF.6DM7L</b>   | 7         | 70      | 36      |
| <b>EF.6DM8L</b>   | 8         | 70      | 42      |
| <b>EF.6DM10L</b>  | 10        | 70      | 49      |
| <b>EF.6DM13L</b>  | 13        | 70      | 63      |



### EF.6D Hex nut setters

▷ ISO 1173, DIN 3126, NF ISO 1173.

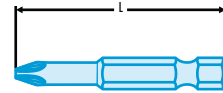

| ➤                | ⌀<br>A mm | L<br>mm | ΔΔ<br>g |
|------------------|-----------|---------|---------|
| <b>EF.6D5,5L</b> | 5,5       | 70      | 26      |
| <b>EF.6D7L</b>   | 7         | 70      | 32      |
| <b>EF.6D8L</b>   | 8         | 70      | 37      |
| <b>EF.6D10L</b>  | 10        | 70      | 44      |
| <b>EF.6D13L</b>  | 13        | 70      | 58      |



## ETORM 1/4" drive bits with groove for Torq Set® heads

▷ ISO 1173, DIN 3126, NF ISO 1173.

| ETORM              | Torq-Set® screw n° | Length mm | ΔΔ g |
|--------------------|--------------------|-----------|------|
| <b>ETORM.602</b>   | 2                  | 50        | 12   |
| <b>ETORM.603</b>   | 3                  | 50        | 12   |
| <b>ETORM.604</b>   | 4                  | 50        | 12   |
| <b>ETORM.605</b>   | 5                  | 50        | 12   |
| <b>ETORM.606</b>   | 6                  | 50        | 12   |
| <b>ETORM.608</b>   | 8                  | 50        | 12   |
| <b>ETORM.610</b>   | 10                 | 50        | 12   |
| <b>ETORM.601/4</b> | 1/4                | 50        | 12   |

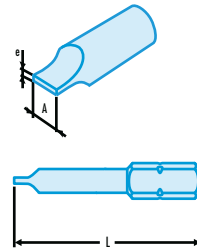


## ▶▶ 2-series 5/16" (7.94 mm) drive bits

### ES.2 Bits for slotted heads

▷ ISO 1173, DIN 3126, NF ISO 1173, ISO 2380-1, ISO 2351-1.

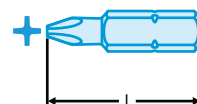
| ES              | e x A mm   | Length mm | ΔΔ g |
|-----------------|------------|-----------|------|
| <b>ES.206,5</b> | 1,2 x 6,5  | 41        | 11   |
| <b>ES.208</b>   | 1,2 x 8,0  | 41        | 13   |
| <b>ES.210</b>   | 1,6 x 10,0 | 41        | 19   |
| <b>ES.212</b>   | 2,0 x 12,0 | 41        | 23   |



### EP.2 Bits for Phillips® heads

▷ ISO 1173, DIN 3126, NF ISO 1773, ISO 8764-1, ISO 2351-2.

| EP            | Phillips® no. | Length mm | ΔΔ g |
|---------------|---------------|-----------|------|
| <b>EP.201</b> | PH.1          | 32        | 10   |
| <b>EP.202</b> | PH.2          | 32        | 11   |
| <b>EP.203</b> | PH.3          | 32        | 11   |
| <b>EP.204</b> | PH.4          | 32        | 14   |

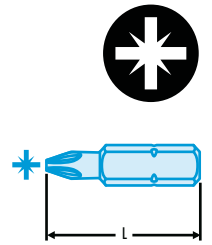


## Bits

## ED.2 Bits for Pozidriv® heads

▷ ISO 1173, DIN 3126, NF ISO 1173, ISO 8764-1, ISO 2351-2.

| ED     | Pozidriv®<br>no. | L<br>mm | ΔΔ<br>g |
|--------|------------------|---------|---------|
| ED.201 | PZ.1             | 32      | 10      |
| ED.202 | PZ.2             | 32      | 11      |
| ED.203 | PZ.3             | 32      | 11      |
| ED.204 | PZ.4             | 32      | 12      |

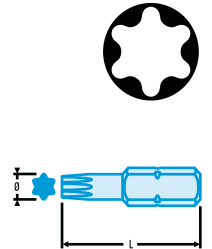


## EX.2 Bits for Torx® heads

▷ ISO 1173, DIN 3126, NF ISO 1173.

- Meets Torx®.
- Length 35 and 70 mm.

| ED      | Torx®<br>n° | I★<br>A mm | Ø<br>mm  | L<br>mm | ΔΔ<br>g |
|---------|-------------|------------|----------|---------|---------|
| EX.220  | T20         | 3,84       |          | 35      | 13      |
| EX.225  | T25         | 4,40       |          | 35      | 13      |
| EX.227  | T27         | 4,96       |          | 35      | 13      |
| EX.230  | T30         | 5,49       |          | 35      | 15      |
| EX.240  | T40         | 6,60       |          | 35      | 15      |
| EX.245  | T45         | 7,77       |          | 35      | 15      |
| EX.250  | T50         | 8,79       |          | 35      | 18      |
| EX.255  | T55         | 11,77      |          | 35      | 31      |
| EX.220L | T20         | 3,84       | 5,6      | 70      | 25      |
| EX.225L | T25         | 4,40       | 5,6      | 70      | 25      |
| EX.230L | T30         | 5,49       | 6        | 70      | 30      |
| EX.240L | T40         | 6,60       | 7        | 70      | 30      |
| EX.245L | T45         | 7,77       | Hex.7,94 | 70      | 40      |
| EX.250L | T50         | 8,79       | Hex.7,94 | 70      | 55      |



## EH.2 Bits for hexagon socket heads

▷ ISO 1173, DIN 3126, NF ISO 1173, ISO 2936, ISO 2351-2.

- Metric and inch.

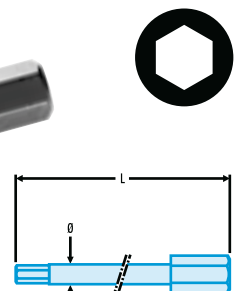
| ED        | Ø<br>mm | L<br>mm | ΔΔ<br>g |
|-----------|---------|---------|---------|
| EH.204    | 4       | 30      | 8       |
| EH.205    | 5       | 30      | 9       |
| EH.206    | 6       | 30      | 11      |
| EH.208    | 8       | 30      | 13      |
| EH.210    | 10      | 30      | 17      |
| EH.201/4  | 1/4     | 30      | 12      |
| EH.205/16 | 5/16    | 30      | 15      |
| EH.203/8  | 3/8     | 30      | 19      |



## EH.2L Long-reach bits for hexagon socket heads

▷ ISO 1173, DIN 3126, NF ISO 1173, ISO 2936, ISO 2351-3.

| ED      | Ø<br>mm | Ø<br>mm | L<br>mm | ΔΔ<br>g |
|---------|---------|---------|---------|---------|
| EH.204L | 4       | 4,8     | 70      | 15      |
| EH.205L | 5       | 6,0     | 70      | 19      |
| EH.206L | 6       | 7,0     | 70      | 23      |
| EH.207L | 7       | 8,9     | 70      | 28      |
| EH.208L | 8       | 8,9     | 70      | 29      |
| EH.210L | 10      | 11,3    | 70      | 42      |





## EV.2 Bits for spline socket heads (XZN)

▷ ISO 1173, DIN 3126, NF ISO 1173.

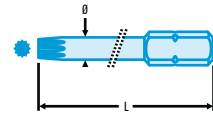
| Ref    | Ø   | Length<br>mm | ΔΔ<br>g |
|--------|-----|--------------|---------|
| EV.206 | M6  | 28           | 9       |
| EV.208 | M8  | 28           | 10      |
| EV.210 | M10 | 32           | 15      |
| EV.212 | M12 | 36           | 21      |



## EV.L Long-reach bits for spline socket heads (XZN)

▷ ISO 1173, DIN 3126, NF ISO 1173.

| Ref     | Ø   | L<br>mm | Ø<br>mm | ΔΔ<br>g |
|---------|-----|---------|---------|---------|
| EV.205L | M5  | 70      | 6,0     | 26      |
| EV.206L | M6  | 70      | 7,0     | 27      |
| EV.208L | M8  | 70      | 7,5     | 28      |
| EV.210L | M10 | 70      | 10,0    | 39      |



## ETORM.2 Bits for Torq Set® heads

▷ ISO 1173, DIN 3126, NF ISO 1173.

| Ref          | Torq-Set® s-<br>crewn <sup>o</sup> | Length<br>mm | ΔΔ<br>g |
|--------------|------------------------------------|--------------|---------|
| ETORM.208    | 8                                  | 32           | 14      |
| ETORM.210    | 10                                 | 32           | 14      |
| ETORM.201/4  | 1/4                                | 32           | 14      |
| ETORM.205/16 | 5/16                               | 32           | 14      |
| ETORM.203/8  | 3/8                                | 32           | 14      |



## EBNA.2 Bits for BNAE heads

▷ ISO 1173, DIN 3126, NF ISO 1173.

| Ref      | BNAE<br>no. | Length<br>mm | ΔΔ<br>g |
|----------|-------------|--------------|---------|
| EBNA.204 | 4           | 35           | 9       |
| EBNA.205 | 5           | 35           | 9       |
| EBNA.206 | 6           | 35           | 10      |
| EBNA.208 | 8           | 35           | 10      |



## ▶▶ 1-series 1/4" (6.35mm) drive bit set

### AME.B Box set of 9 bits + bit holder

- "Torsion" bits for Phillips® and Pozidriv® heads.
- Spring-clip bit holder EF.6P1.
- Compact box 115 x 52 x 21 mm.



| ☞      | ●<br>mm                         | ⊕<br>no.  | ⊕<br>no.  | ○<br>mm             | ⊕<br>no.               | ⊕<br>n°                          | ΔΔ<br>g |
|--------|---------------------------------|-----------|-----------|---------------------|------------------------|----------------------------------|---------|
| AME.B3 | 0,6 x 4,5 - 1 x 5,5 - 1,2 x 6,5 | 1 - 2 - 3 | 1 - 2 - 3 |                     |                        |                                  | 100     |
| AME.B4 | 0,6 x 4,5 - 1 x 5,5             |           | 1 - 2     | 2,5 - 3 - 4 - 5 - 6 |                        |                                  | 100     |
| AME.B5 | 0,6 x 4,5 - 1 x 5,5             | 1 - 2     |           |                     | 10 - 15 - 20 - 25 - 30 |                                  | 103     |
| AME.B6 |                                 |           |           |                     | 8 - 9                  | 10 - 15 - 20 - 25 - 27 - 30 - 40 | 125     |

### POCKET 6 Folding bit driver + bit sets

- 6 drivers in 1.
- Bits stored in handle.
- Magnetic bit holder. ○ 1/4".
- Closes to a compact size.
- EFPZ includes bits for slotted and Pozidriv® heads.
- EH includes hexagon bits.

| ☞    | ●<br>mm       | ⊕<br>no.  | ○<br>mm                 | ΔΔ<br>g |
|------|---------------|-----------|-------------------------|---------|
| EFPZ | 4,5 - 6,5 - 8 | 1 - 2 - 3 |                         | 200     |
| EH   |               |           | 2,5 - 3 - 4 - 5 - 6 - 7 | 200     |



### "Fitters" set

#### AME.JE1

- Comprising 16 tools :
  - x15 1/4" drive bits and 1 hinged bit holder.
  - ● Torsion type for slotted heads 0.5 x 4 - 0.6 x 4.5 - 0.8 x 5.5 - 1.2 x 6.5 mm
  - ⊕ High Perf' type for Phillips® heads PH0 - 1 - 2 - 3
  - ⊕ High Perf' type for Pozidriv® heads PZ1 - 2.
  - ○ : For hexagon heads 2 - 2.5 - 3 - 4 - 5 mm.
  - Bit holder with hinged handle AMH.142.
- Supplied in a case 125 x 95 x 28 mm.
- ΔΔ : 250 g.



### "Motor mechanics" set




#### AME.JE2

- Comprising 16 tools :
  - x15 1/4" drive bits and 1 hinged bit holder.
  - ● High Perf' type for slotted heads 0.5 x 4 - 0.6 x 4.5 - 0.8 x 5.5 - 1.2 x 6.5 mm,
  - ⊕ ⊕ : High Perf' type for Pozidriv® heads PZ.0 - 1 - 2
  - ○ : For hexagon heads 2.5 - 3 - 4 - 5 mm.
  - ⊕ : For Torx® heads no. T 10 - 20 - 25 - 30
  - Bit holder with hinged handle AMH.142.
- Supplied in a case 125 x 95 x 28 mm.
- ΔΔ : 250 g.



## Ratchet wrench and bit set



### 65.PEJ13

- Wrench 68 A. PE.
- 13 bits.
-  For Torx® Tamper Resistant® heads : EXR.110 - EXR.115 - EXR.120 - EXR.125 - EXR.130 - EXR.140.
-  : For hexagon socket heads : EH.103 - EH.104 - EH.105 - EH.106.
-  : For Pozidriv® heads : ED.101T - ED.102T - ED.103T.
- BP.102.
- PL.367 A.
- ΔΔ : 400 g.



## ▶▶ Bit modules

### Bit modules

|  | Comprising  |  | ΔΔ<br>g |
|--|---|---|---------|
| <b>MOD.E20L</b>  | EH.204L - 205L - 206L - 207L - 208L - 210L<br>EV.205L - 206L - 208L - 210L<br>EX.230L - 240L - 245L - 250L<br>EXR.110L - 115L - 120L - 125L - 130L - 140L<br>Bit holders SJ.236 - R.235 - S.236 | PL.624  | 755     |
| <b>MOD.E41</b>   | ED.101T-102T-103T - EH.104-105-106-107 - EH.204L-205L-206L-207L-208L-210L - EH.208-210 - EV.205L-206L-208L-210L - EV.206-208-210 - EX.230L-240L-245L-250L - EX.245-250-255                      | PL.621  | 895     |




## ▶ High Perf' bits

### ▶▶ 1-series 1/4" (6.35 mm) drive High Perf' bits

#### ES.1T High Perf' bits for slotted heads


▷ ISO 1173, DIN 3126, NF ISO 1173, ISO 2380-1, ISO 2351-1.

|  | e x A<br>mm | Length<br>mm | ΔΔ<br>g |
|--|-------------|--------------|---------|
| <b>ES.134T</b>   | 0,5 x 4     | 25           | 2       |
| <b>ES.134,5T</b>   | 0,6 x 4,5   | 25           | 3       |
| <b>ES.135,5T</b>   | 0,8 x 5,5   | 25           | 3       |
| <b>ES.145,5T</b>   | 1 x 5,5     | 25           | 4       |
| <b>ES.136,5T</b>   | 1,2 x 6,5   | 25           | 4       |
| <b>ES.148T</b>   | 1,6 x 8     | 25           | 8       |



#### EP.1T Bits for Phillips® heads

▷ ISO 1173, DIN 3126, NF ISO 1173, ISO 8764-1, ISO 2351-2.

|  | Phillips®<br>no. | L<br>mm | ΔΔ<br>g |
|--|------------------|---------|---------|
| <b>EP.101T</b>   | PH.1             | 25      | 3,5     |
| <b>EP.102T</b>   | PH.2             | 25      | 4,0     |
| <b>EP.103T</b>   | PH.3             | 25      | 4,2     |



**ED.1T Bits for Pozidriv® heads**

▷ ISO 1173, DIN 3126, NF ISO 1173, ISO 8764-1, ISO 2351-2.

| ED      | Pozidriv®<br>no. | L<br>mm | ΔΔ<br>g |
|---------|------------------|---------|---------|
| ED.101T | PZ.1             | 25      | 3,5     |
| ED.102T | PZ.2             | 25      | 4,0     |
| ED.103T | PZ.3             | 25      | 4,2     |



▶▶ **6-series 1/4" (6.35 mm) drive High Perf' bits with groove**

**EP.6 Bits for Phillips® heads**

▷ ISO 1173, DIN 3126, NF ISO 1173, ISO 8764-1, ISO 2351-2.

| ED      | Phillips®<br>no. | L<br>mm | ΔΔ<br>g |
|---------|------------------|---------|---------|
| EP.601T | PH.1             | 50      | 8,7     |
| EP.602T | PH.2             | 50      | 10,0    |
| EP.603T | PH.3             | 50      | 11,5    |



**ED.60T Bits for Pozidriv® heads**

▷ ISO 1173, DIN 3126, NF ISO 1173, ISO 8764-1, ISO 2351-2.

| ED      | Pozidriv®<br>n° | Length<br>mm | ΔΔ<br>g |
|---------|-----------------|--------------|---------|
| ED.601T | PZ.1            | 50           | 8,7     |
| ED.602T | PZ.2            | 50           | 10,0    |
| ED.603T | PZ.3            | 50           | 11,5    |



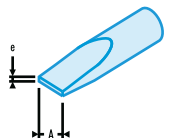
▶ **Titanium High Perf' bits**

▶▶ **1-series 1/4" (6.35 mm) drive titanium High Perf' bits**

**ES.12T Bits for slotted heads**

▷ ISO 1173, DIN 3126, NF ISO 1173, ISO 2380-1, ISO 2351-1.


| ED        | e x A<br>mm | L<br>mm | ΔΔ<br>g |
|-----------|-------------|---------|---------|
| ES.124,5T | 0,6 x 4,5   | 25      | 3       |
| ES.125,5T | 0,8 x 5,5   | 25      | 3       |
| ES.175,5T | 1,0 x 5,5   | 25      | 4       |
| ES.126,5T | 1,2 x 6,5   | 25      | 4       |
| ES.128T   | 1,6 x 8     | 25      | 8       |





## EP.13T Bits for Phillips® heads


▷ ISO 1173, DIN 3126, NF ISO 1173, ISO 8764-1, ISO 2351-2.

|  | Phillips®<br>no. | L<br>mm | ΔΔ<br>g |
|---|------------------|---------|---------|
| <b>EP.131T</b>  | PH.1             | 25      | 3,5     |
| <b>EP.132T</b>  | PH.2             | 25      | 4,0     |
| <b>EP.133T</b>  | PH.3             | 25      | 4,2     |



## ED.13T Bits for Pozidriv® heads

▷ ISO 1173, DIN 3126, NF ISO 1173, ISO 8764-1, ISO 2351-2.


|  | Pozidriv®<br>no. | L<br>mm | ΔΔ<br>g |
|---|------------------|---------|---------|
| <b>ED.131T</b>  | PZ.1             | 25      | 3,5     |
| <b>ED.132T</b>  | PZ.2             | 25      | 4,1     |
| <b>ED.133T</b>  | PZ.3             | 25      | 4,2     |




## ▶▶ 6-series 1/4" (6.35 mm) drive titanium High Perf' bits with groove

### EP.6T Bits for Phillips® heads


▷ ISO 1173, DIN 3126, NF ISO 1173, ISO 8764-1, ISO 2351-2.

|  | Phillips®<br>no. | Length<br>mm | ΔΔ<br>g |
|---|------------------|--------------|---------|
| <b>EP.631T</b>  | PH.1             | 50           | 8,7     |
| <b>EP.632T</b>  | PH.2             | 50           | 10,0    |
| <b>EP.633T</b>  | PH.3             | 50           | 11,5    |



### ED.6T Bits for Pozidriv® heads

▷ ISO 1173, DIN 3126, NF ISO 1173, ISO 8764-1, ISO 2351-2.

|  | Pozidriv®<br>no. | Length<br>mm | ΔΔ<br>g |
|---|------------------|--------------|---------|
| <b>ED.631T</b>  | PZ.1             | 50           | 8,7     |
| <b>ED.632T</b>  | PZ.2             | 50           | 10,0    |
| <b>ED.633T</b>  | PZ.3             | 50           | 11,5    |



▶ **Bit holders and accessories**

▶▶ **Bit holders and accessories for hand screw-driving applications**

New

### Ratchet bit drivers

**ACL.1**

- High quality 45 tooth mechanism for speed, precision, strength and durability.
- One-handed 3-position selector ring (screw, unscrew and tighten).
- Cap with 7 bit storage compartments.
- Cap can serve as an additional mini bit-holder for difficult-to-reach screw locations.
- Partly hollow handle for storing additional bits or screws.
- Bi-material, ergonomic handle for a powerful, comfortable screwing action.
- Very low blade return torque.
- Powerful magnetic adaptor holds the bit and the screw.
- Contains 8 bits :
  -  For slotted heads : 4 - 6,5.
  -  For Phillips® : PH1 - PH2.
  -  For Pozidriv® : PZ1 - PZ2.
  -  For hexagon socket heads : 4 - 6.



Protwist®

**Magnetic bit driver with in-handle bit storage compartment**

**AFM.2**

- Easy-to-reach in-handle storage for quick bit selection.
- End cap fits perfectly onto the handle and remains firmly in place during tightening.
- Fitted with a powerful magnetic adaptor. Magnet holds the screw on the bit.
- Polyamide handle and end cap highly resistant to impact and workshop chemicals.
- Contains six 1/4" drive bits 25mm long.
  -  For slotted heads : 0.5 x 4 mm - 0.8 x 5.5 mm
  -  For Phillips® heads no. 1 and 2
  -  For Pozidriv® heads no. 1 and 2
- Chrome finished hardened steel blade.
- Supplied in a reusable transparent plastic sleeve.
- Total weight : 218 g (including 41g sleeve).



**New**

## AM Bit driver

- AM.H : spring-clip model.
- AM.M1 : short-reach magnetic model.
- AM.M2 : long-reach magnetic model.

|              | A<br>mm | B<br>mm | L<br>mm | ΔΔ<br>g |
|--------------|---------|---------|---------|---------|
| <b>AM.H</b>  | 11      | 75      | 180     | 80      |
| <b>AM.M1</b> | 10      | 63      | 180     | 120     |
| <b>AM.M2</b> | 10      | 125     | 245     | 150     |



**Protwist**®

## 1/4" - 5/16" bit holder wrench

### 65.PE

- Takes bits :
- Series 1 : hexagonal 1/4"
- Series 2 : hexagonal 5/16"
- Used for installing 1/4" and 5/16" aircraft fasteners.
- 5° increments.
- Heads angled at 15°.
- Bits retained by spring-clip.
- Knurled head for fast pre-tightening.
- Length : 150 mm
- Satin chrome finish.
- ΔΔ : 74 g



## Socket adaptor - □ 1/4" - ⌀ 1/4"

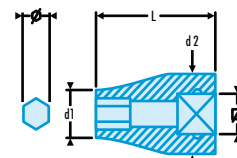
### ECR

- For using 1/4" sockets with drivers A.400, A.440, A.301MT and A.341MT.
- Length 25 mm.
- ΔΔ : 15 g.



## Spring-clip bit holders for 1-series 1/4" (6.35 mm) drive bits

- Bit holder R.245 includes a spring clip for secure bit retention. For infrequent bit changes, the square drive has a hole for ball or plunger lock.
- Bit holders R.235, J.235, SJ.235 include a standard clip for frequent bit changes.



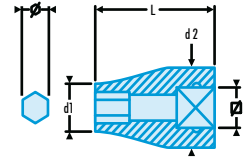
|               | ∅   | □   | d1<br>mm | d2<br>mm | L<br>mm | ΔΔ<br>g |
|---------------|-----|-----|----------|----------|---------|---------|
| <b>R.235</b>  | 1/4 | 1/4 | 11,3     | 11,3     | 22      | 10      |
| <b>R.245</b>  | 1/4 | 1/4 | 11,3     | 11,3     | 22      | 10      |
| <b>J.235</b>  | 1/4 | 3/8 | 11,3     | 18,0     | 30      | 26      |
| <b>SJ.235</b> | 1/4 | CDX | 11,3     | 18,6     | 30      | 28      |



### J-SJ-S Spring-clip bit holders for 2-series 5/16" (7.94 mm) drive bits

- For manual use.

| Part No.      | Ø    | □   | d1<br>mm | d2<br>mm | L<br>mm | ΔΔ<br>g |
|---------------|------|-----|----------|----------|---------|---------|
| <b>J.236</b>  | 5/16 | 3/8 | 14       | 18,0     | 30      | 30      |
| <b>SJ.236</b> | 5/16 | CDX | 14       | 18,6     | 30      | 32      |
| <b>S.236</b>  | 5/16 | 1/2 | 14       | 23       | 36      | 54      |



## ▶▶ Bit holders and accessories for non-impact powered screw-driving applications

### EF Bit holders with lock-ring


| Part No.    | Ø   | □   | Length<br>mm | ΔΔ<br>g |
|-------------|-----|-----|--------------|---------|
| <b>EF.R</b> | 1/4 | 1/4 | 30           | 26      |
| <b>EF.J</b> | 1/4 | 3/8 | 43           | 48      |
| <b>EF.S</b> | 1/4 | 1/2 | 50           | 88      |



### Magnetic bit-holder with lock-ring

#### EF.6P6

- For quick bit changes.
  - Magnet holds fastener on bit.
  - Length 77 mm.
- ΔΔ : 41 g.



### Bit-holder with lock-ring

#### EF.6P5

- For quick bit changes.
  - Length 51 mm.
- ΔΔ : 31 g.



### Short-reach spring-clip bit holder

#### EF.6P1

- Length 57 mm.
- ΔΔ : 30 g.



## Magnetic bit holder

---

### EF.6P3

- Copper-beryllium body.
  - Length 74 mm.
- ΔΔ : 39 g.



## Magnetic bit holder

---

### EF.6P4

- Length 75 mm.
- ΔΔ : 36 g.



## Socket holder ☑ 1/4"

---

### EF.6R

- Socket locking plunger.
  - Length 50 mm.
- ΔΔ : 16 g.



## Long-reach socket holder ☑ 1/4"

---

### EF.6RL

- Socket locking plunger.
  - Length 100 mm.
- ΔΔ : 38 g.



## Socket holder ☑ 3/8"

---

### EF.6J

- Socket locking plunger.
  - Length 50 mm.
- ΔΔ : 25 g.





## Long-reach socket holder ☑ 3/8"

### EF.6JL

- Socket locking plunger.
- Length 100 mm.
- ΔΔ : 80 g.



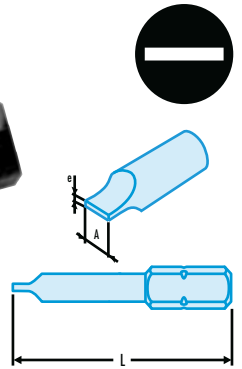
## ► Impact bits

### ►► 2-series 5/16" (7.94 mm) drive impact bits

#### ENS.2 Bits for slotted heads

- ▷ ISO 1173, DIN 3126, NF ISO 1173.
- For use with impact drivers.
  - Burnished finish.

| ➤         | e x A<br>mm | L<br>mm             | ΔΔ<br>g |
|-----------|-------------|---------------------|---------|
| ENS.205,5 | 0,8 x 5,5   | 41                  | 10      |
| ENS.206,5 | 1,2 x 6,5   | 41                  | 12      |
| ENS.208   | 1,2 x 8,0   | 41                  | 14      |
| ENS.210   | 1,6 x 10    | 41                  | 19      |
| ENS.212   | 2,0 x 12,0  | 41                  | 22      |
| ENS.214   | 2,5 x 14,0  | 41                  | 28      |
| ENS.215,5 | 1,0 x 5,5   | 41                  | 10      |
| ENS.218   | 1,6 x 8,0   | 41 </td <td>19</td> | 19      |



#### ENP.2 Bits for Phillips® heads

- ▷ ISO 1173, DIN 3126, NF ISO 1173.
- For use with impact drivers.
  - Burnished finish.

| ➤       | Phillips®<br>no. | L<br>mm | ΔΔ<br>g |
|---------|------------------|---------|---------|
| ENP.201 | PH.1             | 32      | 14      |
| ENP.202 | PH.2             | 32      | 14      |
| ENP.203 | PH.3             | 32      | 14      |
| ENP.204 | PH.4             | 32      | 14      |



#### END.2 Bits for Pozidriv® heads

- ▷ ISO 1173, DIN 3126, NF ISO 1173.
- For use with impact drivers.
  - Burnished finish.


| ➤       | Pozidriv®<br>no. | L<br>mm | ΔΔ<br>g |
|---------|------------------|---------|---------|
| END.201 | PZ.1             | 32      | 10      |
| END.202 | PZ.2             | 32      | 10      |
| END.203 | PZ.3             | 32      | 11      |
| END.204 | PZ.4             | 32      | 12      |



## ENH.2 Bits for hexagon socket heads

▷ ISO 1173, DIN 3126, NF ISO 1173.

- For use with impact drivers.
- Burnished finish.

|                |  | L  | ΔΔ |
|----------------|---|----|----|
|                | mm  | mm | g  |
| <b>ENH.204</b> | 4   | 30 | 9  |
| <b>ENH.205</b> | 5   | 30 | 10 |
| <b>ENH.206</b> | 6   | 30 | 11 |
| <b>ENH.208</b> | 8   | 30 | 13 |
| <b>ENH.210</b> | 10  | 30 | 17 |

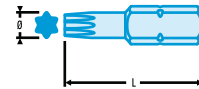


## ENX.2 Bits for Torx® heads

▷ ISO 1173, DIN 3126, NF ISO 1173.



- Meets Torx® specifications.
- For use with impact drivers.
- Burnished finish.

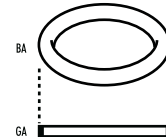
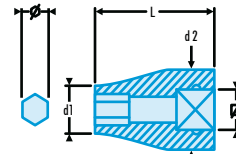
|                | Torx®<br>no. | I★<br>mm | L<br>mm | ΔΔ<br>g |
|----------------|--------------|----------|---------|---------|
| <b>ENX.220</b> | T.20         | 3,84     | 35      | 13      |
| <b>ENX.225</b> | T.25         | 4,40     | 35      | 13      |
| <b>ENX.227</b> | T.27         | 4,96     | 35      | 13      |
| <b>ENX.230</b> | T.30         | 5,49     | 35      | 15      |
| <b>ENX.240</b> | T.40         | 6,60     | 35      | 15      |
| <b>ENX.245</b> | T.45         | 7,77     | 35      | 15      |
| <b>ENX.250</b> | T.50         | 8,79     | 35      | 18      |
| <b>ENX.255</b> | T.55         | 11,77    | 35      | 31      |



## NJ-NS.236A Impact bit-holders

- For your safety, always use locking rings and pins.
- Burnished finish.

|                |  |  | Ø d1<br>mm | Ø d2<br>mm | GA     | BA     | L<br>mm | ΔΔ<br>g |
|----------------|---|---|------------|------------|--------|--------|---------|---------|
| <b>NJ.236A</b> | 3/8   | 5/16  | 14,0       | 19         | GA.15A | BA.16A | 37      | 35      |
| <b>NS.236A</b> | 1/2   | 5/16  | 15,5       | 25         | GA.20A | BA.20A | 40      | 65      |

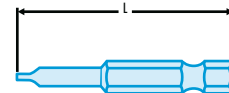
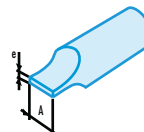


## ▶▶ 3-series 1/2" (12.7 mm) drive impact bits

### ENS.3 Bits for slotted heads



- For use with impact tools.
- Burnished finish.

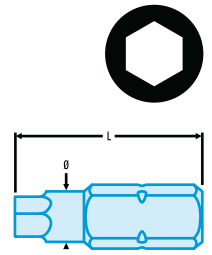
|                | e x A<br>mm | L<br>mm | ΔΔ<br>g |
|----------------|-------------|---------|---------|
| <b>ENS.312</b> | 2,0 x 12    | 50      | 40      |
| <b>ENS.314</b> | 2,5 x 14    | 50      | 46      |
| <b>ENS.316</b> | 2,5 x 16    | 50      | 59      |



### ENH.3 Bits for metric hexagon socket heads



- For use with impact tools.
- Burnished finish.

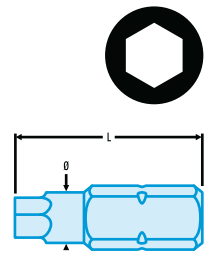
|  |  | L  | ΔΔ |
|---|---|----|----|
|   | mm  | mm | g  |
| ENH.303   | 3   | 50 | 20 |
| ENH.304   | 4   | 50 | 22 |
| ENH.305   | 5   | 50 | 22 |
| ENH.306   | 6   | 50 | 24 |
| ENH.307   | 7   | 50 | 24 |
| ENH.308   | 8   | 50 | 24 |
| ENH.310   | 10  | 50 | 30 |
| ENH.311   | 11  | 50 | 40 |
| ENH.312   | 12  | 50 | 45 |
| ENH.314   | 14  | 50 | 55 |
| ENH.317   | 17  | 50 | 73 |
| ENH.319   | 19  | 50 | 86 |



### ENH.3 Bits for inch hexagon socket heads



- For use with impact tools.
- Burnished finish.

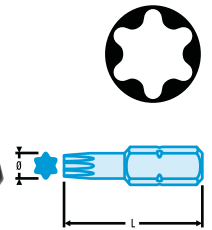
|  |  | L  | ΔΔ |
|---|---|----|----|
|   |   | mm | g  |
| ENH.301/2   | 1/2   | 50 | 48 |
| ENH.309/16  | 9/16  | 50 | 57 |
| ENH.305/8   | 5/8   | 50 | 65 |
| ENH.303/4   | 3/4   | 50 | 86 |
| ENH.307/16  | 7/16  | 50 | 40 |



### NEX Bits for Torx® heads

- Meets Torx® specifications.
- For use with impact tools.




|  | Torx® no. |  | L  | ΔΔ |
|---|-----------|---|----|----|
|   |           | mm  | mm | g  |
| NEX.25A   | T.25      | 4,40  | 50 | 18 |
| NEX.27A   | T.27      | 4,96  | 50 | 18 |
| NEX.30A   | T.30      | 5,49  | 50 | 20 |
| NEX.40A   | T.40      | 6,60  | 50 | 25 |
| NEX.45A   | T.45      | 7,77  | 50 | 25 |
| NEX.50A   | T.50      | 8,79  | 50 | 30 |
| NEX.55A   | T.55      | 11,17   | 50 | 38 |
| NEX.60A   | T.60      | 13,20   | 50 | 45 |
| NEX.70A   | T.70      | 15,49   | 50 | 55 |

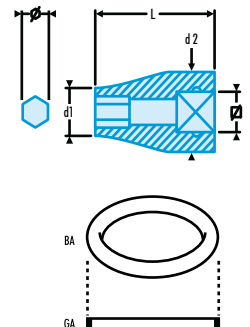


### NJ-NS.237A Impact bit-holders

▷ ISO 1174-2, DIN 3121, NF ISO 1174-2.

- For use with impact tools.
- For your safety, always use locking rings and pins.
- Burnished finish.

|  |  |  | ∅ d1 | ∅ d2 | GA     | BA     | L  | ΔΔ |
|---|---|---|------|------|--------|--------|----|----|
|   | "   | "   | mm   | mm   |        |        | mm | g  |
| NJ.237A   | 3/8   | 1/2   | 19   | 19   | GA.15A | BA.16A | 37 | 40 |
| NS.237A   | 1/2   | 1/2   | 20   | 25   | GA.20A | BA.20A | 40 | 40 |



## ►► Impact bit set

### 14-piece 1/2" drive impact bit set

#### NHX.14APF

- Comprising :
  - 2 bit holders  $\square$  1/2",  $\varnothing$  1/2" and 5/16".
  - $\bigcirc$  Hexagonal 6-7-8-10-12 and 14 mm.
  - $\bigcirc$  Torx® no. 30-40-45-50 and 55.
  - $\bigcirc$  Phillips® 2 - 3 and 4.
  - BP.102.
  - PL.402A.
  - $\Delta\Delta$  : 800 g.



### 14-piece 3/8" drive impact bit set

#### JHX.14

- Comprising :
  - 2 bit holders  $\square$  1/2",  $\varnothing$  1/2" and 5/16".
  - $\bigcirc$  Hexagonal 6-7-8-10-12 and 14 mm.
  - $\bigcirc$  Torx® no. 30-40-45-50 and 55.
  - BP.102.
  - PL.402A.
  - $\Delta\Delta$  : 800 g.



# Impact screwdrivers



## Impact driver


**FOR LOOSENING SEIZED, RUSTED OR STUCK FASTENERS QUICKLY AND IN COMPLETE SAFETY**

- Choose the correct bit for the screw head pattern and hit the driver with a mallet.
- Hitting the handle of the driver compresses a spring that fires the bit into rotation to loosen the screw. As there is no hard, repeated impact as is the case with impact wrenches, there is less risk of damage to the screw pattern.
- Also suitable for tightening.



### Safety first

- Do not use anything other than a dead-blow hammer to avoid damaging the driver (see section 10).
- Wear eye protection (See section 15).



## ▶ 3/8" series

### Impact driver

#### NJ.260

- 3/8" (9.53 mm)
- Torque 200 N.m.
- Diameter 32 mm.
- Length 160 mm.
- Chrome finish.

ΔΔ : 795 g.



### 12-piece tool set

#### NJ.261M

- Comprising :

⊕ END no. 2-3.

□ ENP no. 2-3.

● ENS 6.5-8-10 mm.

○ ENH 5-6-8 mm.

□ NJ.236A.

▯ NJ.260.

- Comes in a plastic box BP.115.

- Tray PL.72A.

ΔΔ : 1.720 kg.



### 16-piece tool set

#### NJ.262

- Comprising :

⊕ END no. 2-3-4

⊕ ENP no. 2-3-4

● ENS 6.5-8-10 mm

⊕ ENX no. 20-25-27-30-40

□ NJ.236A

▯ NJ.260.

- Comes in a plastic box BP.115.

- Tray PL.73A

ΔΔ : 1.780 kg.





# Impact screwdrivers

## ▶ 1/2" series

### Impact driver

#### NS.260A

- 1/2" (12.7 mm)
- Torque 400 N.m.
- Diameter 32 mm.
- Length 165 mm.
- Chrome finish.
- ΔΔ : 800 g.



### 13-piece tool set

#### NS.263M

- Comprising :
  - END no. 2-3-4
  - ENH 5-6-8-10 mm
  - ENS 8-10-12-14 mm
  - NS.236A.
  - ▯ NS.260A.
- Comes in a plastic box BP.115.
- Tray PL.49A.
- ΔΔ : 1.780 kg.



### Impact driver

#### NS.265M

- 21-piece tool set
- 1/2" (12.7 mm)
- Torque 400 Nm.
- Comes in a plastic box BP.115.
- Tray PL.50A.
- Comprising :
  - END no. 2-3-4 Pozidriv® bits.
  - ENP no. 2-3-4 Phillips® bits.
  - ENS n° 8-10-12-14 mm Straight bits.
  - ENH no. 5-6-8-10 mm Hexagon bits
  - ENX no. 20-30-40-45-50 Torx® impact bits.
  - NS.236A Impact bit-holder.
  - ▯ NS.260A Impact driver
- ΔΔ : 1.920 kg.



### Impact driver module

#### MOD.NS260PB

- Comprising :
  - NS.260A Driver.
  - NS.236A Bit-holder 1/2" to 5/16".
  - 15 impact bits :
    - PH2 PH3 PH4 PZ2 PZ3.
    - Hexagonal 6 to 10 mm.
    - Torx® no. 20 to no. 55.
- Tray PL.380.
- ΔΔ : 1.25 kg.



## X-ON Electronics

Largest Supplier of Electrical and Electronic Components

*Click to view similar products for [facom](#) manufacturer:*

Other Similar products are found below :

[92A.5,5](#) [ARB.5.5X40](#) [AMR](#) [ANXR10X75](#) [AEF.J6](#) [AEF.J1](#) [EH.107](#) [EH.103](#) [256.2.5](#) [MT.J3](#) [986058](#) [75.10](#) [84E.J1](#) [455B](#) [440.19](#) [44.6X7](#)  
[440.6](#) [440.21](#) [R.306-25D](#) [R.217](#) [R.5](#) [J.13LA](#) [431.LE](#) [405.10](#) [425.E](#) [405.12E](#) [R.216](#) [601](#) [AEF.1,5X35](#) [AEFP.00X35](#) [AEX.J2](#) [AEX.9X75](#)  
[AEX.7X35](#) [251A.2.5](#) [HB.2B](#) [440.20](#) [435.E](#) [432.LMT](#) [44.12X13](#) [440.5H](#) [440.22](#) [R.304DA](#) [427.MT](#) [416.PMT](#) [113A.6C](#) [113A.10C](#) [251A.3](#)  
[89S.JP8](#) [AEF.1,8X35](#) [75.7](#)