




5. Ratchets/Sockets

▶ 1/4" "Radio" range 174



1/4" socket sets	174
1/4" ratchets.....	180
1/4" accessories.....	182
1/4" OGV sockets	186
1/4" long-reach OGV sockets.....	187
1/4" Torx sockets	188
1/4" bits.....	189

▶ 3/8" "Junior" range 190



3/8" socket sets	190
3/8" ratchets.....	194
3/8" accessories	196
3/8" OGV sockets	200
3/8" long-reach OGV sockets.....	201
3/8" Torx sockets.....	202
3/8" bits.....	202

▶ CDX range 204



CDX socket sets	204
CDX ratchets	207
CDX accessories.....	207
CDX OGV sockets.....	209
CDX bits	209

▶ "Standard" 1/2" range 210



1/2" socket sets	210
1/2" ratchets.....	218
1/2" accessories	220
1/2" OGV sockets	224
1/2" long-reach OGV sockets	225
1/2" Torx sockets.....	226
1/2" bits	227

▶ 3/4" "Truck" range 230



3/4" socket sets	230
3/4" ratchets.....	233
3/4" accessories	235
3/4" OGV sockets	237
3/4" long-reach OGV sockets.....	238
3/4" bits	238

▶ 1" "Mammoth" range 239



1" metric socket sets.....	239
1" ratchet and accessories.....	240
1" sockets	241

▶ Impact range 243



3/8" impact series sockets and accessories.....	244
1/2" impact series sockets and accessories.....	246
3/4" impact series sockets and accessories.....	252
1" impact series sockets and accessories.....	254
1" 1/2" impact series sockets and accessories.....	257

▶ Dynapact manual impact wrench 259



▶ 366 Impact screwdriver



NEW

Compact multi-service set.



Essential torquing and screw-driving tool set with a foam tray

Advantages

- ▶ High density foam resists crushing and hydrocarbons
- ▶ Visual identification of missing tools
- ▶ Tools more securely held



N **174**

NEW

3/8" "locking" ratchets



The Facom locking system

Advantages

- ▶ High pull-off resistance, no more lost sockets
- ▶ Easy release, even with slippery hands
- ▶ Low return torque



N **194**

Instant identification

Advantages

- ▶ Saves time
- ▶ Compatible with 6 and 12-point sockets
- ▶ Resistant to abrasion, lubricants, etc.



N ▶ 170



3/4" ratchet

A heavy duty ratchet for any job and any situation

Advantages

- ▶ Durable: mechanism protected against ingress of external elements
- ▶ Easy to use
- ▶ Safe: plunger ratchet/socket/ accessory locking system



N ▶ 234



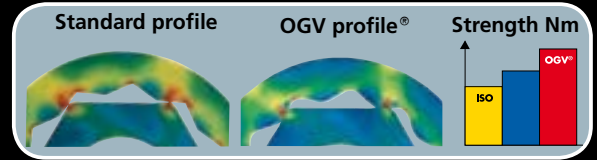


Facom OGV[®] profile

HIGHER TORQUE WITHOUT DAMAGE TO FASTENERS !

The OGV[®] profile is achieved by a succession of curves instead of the flats found in conventional sockets[®].

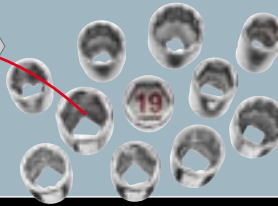
- **More powerful tightening :**
Larger contact area between socket and fastener minimises stress.
- **Less wear :**
Torque is transmitted through the fastener flats instead of the corners.
- **Increased durability :**
Stress concentration in the corners is eliminated.



TAG socket inserts

- Immediately identify your sockets.
- 6- or 12 point sockets.

⇒ TAG



Choosing your socket

1. Choose the size

Nut sizes may be metric or in inches.

mm ? inch ?



2. Standard or long-reach socket ?

- The standard socket



overcomes the problem of protruding threaded rods or difficulty of access with an extension.

3. 6-point or 12-point socket ?



- securely grips the nut.
- limits slippage in particular on damaged nuts.



- allows a more instinctive placement on the nut.
- is used for tightening 12 point nuts.

Facom socket range













Premium service : a wide range of sockets

- **Service :**

The FACOM range includes over 1500 different ratchets, sockets, accessories and sets to meet your every need.

- **Performance :**

The performance of Facom's ratchets, sockets and accessories greatly exceeds current standard specifications.

Application	Sizes	Square drive
 <p>Light engineering. Electronics Electromechanical Cycles</p> 	<p>3.2 to 14 mm 3/16" to 9/16"</p>	<p>Radio range \square 1/4"</p> <p>p. 174</p>
 <p>Mechanical engineering Automotive engineering Motorcycles</p> 	<p>7 to 24 mm 1/4" to 1"</p> <p>7 to 32 mm</p> <p>8 to 34 mm 1/4" to 1"</p>	<p>Junior range \square 3/8"</p> <p>p. 190</p> <p>CDX range</p> <p>p. 204</p> <p>Standard range \square 1/2"</p> <p>p. 210</p>
 <p>Heavy engineering Heavy goods vehicles Civil Engineering plant Farming equipment Offshore</p> 	<p>19 to 55 mm 3/4" to 2 1/4"</p> <p>41 to 100 mm 1 13/16" to 3 3/8"</p>	<p>Truck range \square 3/4"</p> <p>p. 230</p> <p>Mammoth range \square 1"</p> <p>p. 239</p>
 <p>For all you power-assisted torquing applications</p> 	<p>6 to 120 mm 3/8" to 2 1/4"</p>	<p>Impact range \square 3/8", 1/2", 3/4", 1", 1 1/2"</p> <p>p. 243</p>
 <p>For all live working applications</p> 	<p>1000 V insulated VSE range</p> <p>Sockets 6 to 12 mm</p> <p>Sockets 9 to 19 mm</p> <p>Sockets 8 to 22 mm</p>	<p>Radio \square 1/4" p. 665</p> <p>Junior \square 3/8" p. 663</p> <p>Standard \square 1/2" p. 661</p>



Facom ratchets


Meeting professional needs

PERFORMANCE

- The performance of Facom ratchets exceeds ISO 3315 specifications. E.g. : ratchet \square 1/2" S.161 : over 400 kg on the handle.
- High-frequency hardened teeth for increased strength and durability.
- Torque transmitted through 17 teeth in mesh ensuring better stress distribution.
- Single tooth in contact during back swing to limit return torque.

ACCESSIBILITY

- Facom 72 tooth mechanism allows torquing to be performed in only 5° increments.
- The design of the mechanism gives a very compact head that is ideal for working in confined spaces.



Series 171 Locking ratchet

Ratchets J, SJ and S.171 are equipped with a locking system that can resist a socket pull-off load of over 60 kg

p. 194



SAFETY :

- No lost or jammed-in-place sockets.

COMFORT :

- Immediate socket release simply by pressing the button, even with slippery or gloved hands.



SERIES 161 Palm control ratchet

- **Comfortable :**

The palm-control system allows the operator to push down on the head of the ratchet while avoiding accidental reversal.

p. 194



SERIES 151 Standard ratchet

- **Sturdy :**

Simple Facom mechanism ensures high performance and durability.

p. 194



Metal grip ratchets

- **Sturdy :**

Metal grip ratchets are ideal for environments where PVC grips are vulnerable to solvent attack.

- **Comfortable :**

Incorporates the Palm control system.

- **Grip :**

The handle is knurled to avoid all risk of slippage.

p. 194



SM SERIES "Parking meter" ratchets

- **Sturdy :**

"Parking meter" ratchets are ideal for use in difficult working conditions :
 - Sealed head gives better protection against clogging.
 - 50 tooth mechanism, 9° increments.

- **Comfortable :**

Recessed reverse lever avoids accidental reversal and is easier to operate with gloved hands.

p. 218



SM.161



SM.171

SM.150

























Radio 1/4" range

▶  1/4" inch sets

 1/4" Metric socket and bit sets



R.2A : THE MOST COMPREHENSIVE SET...!

	R.2AM	R.2A	R.3A	R.420P
	R.161	R.161	R.161	R.161
 12:6	6	6	6	6
 1/4" 6,35mm	R.	R.	R.	R.
				
	3,2			•
	4			•
	5			•
	5,5	•	•	•
	6	•	•	•
	7	•	•	•
	8	•	•	•
	9	•	•	•
	10	•	•	•
	11	•	•	•
	12	•	•	•
	13	•	•	•
	14	•	•	•
				
EP	1	•	•	
	2	•	•	
	3	•	•	
ED	1	•	•	•
	2	•	•	•
	3	•	•	•
ES	4			
	4,5	•	•	
	5,5			
	6,5	•	•	
	8	•	•	
EH	2			
	2,5			
	3	•	•	
	4	•	•	
	5	•	•	
	6	•	•	
	7	•	•	
	8			
EXR	10	•	•	
	15	•	•	
	20	•	•	•
	25	•	•	•
	27	•	•	
	30	•	•	•
	40	•	•	•
	R.209	•	•	•
	R.210	•	•	
	R.215		•	•
	R.240A	•	•	•
	R.236	•	•	•
	R.235	•	•	•
	R.120A			•
	PM.R2A	PL.427	PL.366A	PL.442
	BP.102			
	204 x 122 x 52 mm			
	0,80 kg	0,80 kg	0,60 kg	0,82 kg

 R.2AM 



 R.2A 



 R.3A 



 R.420P 




















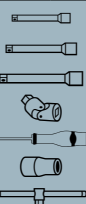

Ratchets, sockets and accessories



 1/4"

Metric socket and bit sets

... ALWAYS WITH YOU...
... FOR EVERY SITUATION

		R.425AP	R.426AP	R.425A	R.430ADP	R.431ADP	R.410D	R.410AE
		R.161	R.161	R.151	R.161	R.161	R.151	R.151
								
	1/4" 6,35mm	R.	R.	R.	R.	R.	R.	R.
	3,2							
	4							
	5							
	5,5	•	•	•	•	•	•	•
	6	•	•	•	•	•	•	•
	7	•	•	•	•	•	•	•
	8	•	•	•	•	•	•	•
	9	•	•	•	•	•	•	•
	10	•	•	•	•	•	•	•
	11	•	•	•	•	•	•	•
	12	•	•	•	•	•	•	•
	13	•	•	•	•	•	•	•
	14	•	•	•	•	•	•	•
		EP						
1		•	•	•	•	•	•	•
2		•	•	•	•	•	•	•
	ED							
	1							
	2							
	ES							
	4	•	•	•	•	•		
	4,5							
	5,5				•	•		
	6,5	•	•	•	•	•		
	EH							
	2							
	2,5							
	3	•	•	•				
	4	•	•	•	•	•		
	5	•	•	•				
	6	•	•	•	•	•		
8				•	•			
	EXR							
	10							
	15							
	20				•	•		
	25				•	•		
	27							
	30				•	•		
40				•	•			
	R.209	•	•	•	•	•		
	R.210	•	•	•	•	•		•
	R.215						•	
	R.240A	•	•	•	•	•		
	R.236	•	•	•	•	•	•	•
	R.235	•	•	•	•	•		
	R.120A	•	•	•	•	•	•	
		PL.441			PL.389A		PL.244A	PL.390A
		BP.102						
		204 x 122 x 52 mm						
		0,83 kg	0,83 kg	0,83 kg	0,87 kg	0,87 kg	0,66 kg	0,55 kg

 R.425AP 

 R.426AP 

 R.425A 



 R.430ADP 

 R.431ADP 



 R.410D 



 R.410AE 



 1/4" Metric socket and wrench sets

 R.450AP 



 R.440EP 































































 R.447EP 



 R.430AP 





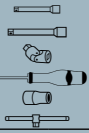









FOR MAXIMUM SERVICE

	R.450AP	R.440EP	R.447EP	R.430AP
	R.161	R.161	R.161	R.161
	R.LA			
		34	39	R.
				
				
				
				
				
				
				
				
				
				
				
				
				
				
				
				
				
				
				
				
				
				
				
				
				
				
				
				
				
				
				
				
				
				
				
				
				
				
				
				
				
				
				
				
				
				
				
				
				
				
				
				
				
				
				
				

1/4"

Metric socket modules

FACOM MODULES : THE BEST STORAGE SYSTEM FOR YOUR ROLLER CABINETS

⇒		MOD.R5	MODM.R1A	MOD.R1
 1/4" 6,35mm		R.161 R.	R.161 R.	R.161 R.
	5,5	•	•	•
	6	•	•	•
	7	•	•	•
	8	•	•	•
	9	•	•	•
	10	•	•	•
	11	•	•	•
	12	•	•	•
	R.209	•	•	•
	R.215	•	•	•
	R.240A	•	•	•
	R.236	•	•	•
	R.235	•	•	•
	R.120A	•	•	•
	1	•	•	•
	2	•	•	•
	3	•	•	•
	1	•	•	•
	2	•	•	•
	3	•	•	•
	4,5	•	•	•
	6,5	•	•	•
	8	•	•	•
	3	•	•	•
	4	•	•	•
	5	•	•	•
	6	•	•	•
	7	•	•	•
	10	•	•	•
	15	•	•	•
	20	•	•	•
	25	•	•	•
	27	•	•	•
	30	•	•	•
	2	•	•	•
	2,5	•	•	•
	3	•	•	•
	4	•	•	•
	5	•	•	•
	6	•	•	•
	7	•	•	•
	8	•	•	•
	9	•	•	•
	10	•	•	•
	1,5	•	•	•
	2	•	•	•
	2,5	•	•	•
	3	•	•	•
	4	•	•	•
	5	•	•	•
	6	•	•	•
	7	•	•	•
	8	•	•	•
	10	•	•	•
	10	•	•	•
	15	•	•	•
	20	•	•	•
	25	•	•	•
	27	•	•	•
	30	•	•	•
	40	•	•	•
	45	•	•	•
	PL.658	PM.MODR1A	PL.321	
	420 x 190 x 55 mm 1,41 kg	- 1,05 kg	420 x 180 x 55 mm 1,10 kg	



⇒ MODM.R1A 6



Foam modules :

- Identification of missing tools.
- High density foam : resistant to crushing and workshop solvents.

⇒ MOD.R5 6



⇒ MOD.R1 6



\square 1/4" Inch socket and wrench sets

\Rightarrow R.411MU \square



RATCHETS \square 1/4" : IDEAL FOR DIFFICULT ACCESS SITUATIONS, WHATEVER THE APPLICATION

\Rightarrow R.420MU \square



\Rightarrow R.440UP \square



\Rightarrow MOD.R3 \square















		R.411MU		R.420MU		R.440UP		MOD.R3	
		R.151		R.161		R.161		R.161	
\square 1/4" 6,35mm		R.		R.		R.		34	
	mm	mm	mm	mm	mm	mm	mm	mm	mm
	3,2	3/16	-	-	•	•	•	•	-
	4	7/32	•	•	•	•	•	•	-
	5	1/4	•	•	•	•	•	•	-
	5,5	9/32	•	•	•	•	•	•	-
	6	5/16	•	•	•	•	•	•	-
	7	11/32	•	•	•	•	•	•	-
	8	3/8	•	•	•	•	•	•	-
	9	13/32	•	•	•	•	•	•	-
	10	7/16	•	•	•	•	•	•	-
	11	1/2	•	•	•	•	•	•	-
	12	9/16	•	•	•	•	•	•	-
	13	-	•	-	•	-	-	-	-
	R.209	•	•	•	•	•	•	•	•
	R.215	•	•	•	•	•	•	•	•
	R.240A	•	•	•	•	•	•	•	•
	R.236	•	•	•	•	•	•	•	•
	R.235	•	•	•	•	•	•	•	•
	R.120A	•	•	•	•	•	•	•	•
	R.140A	•	•	•	•	•	•	•	•
	R.216	•	•	•	•	•	•	•	•
	R.222	•	•	•	•	•	•	•	•
	181.18G	•	•	•	•	•	•	•	•
AN.3,5x75	•	•	•	•	•	•	•	•	
R.142	•	•	•	•	•	•	•	•	
	ED	•	•	•	•	•	•	•	•
	ES	•	•	•	•	•	•	•	•
	EH	•	•	•	•	•	•	•	•
	1/8	•	•	•	•	•	•	•	•
	5/32	•	•	•	•	•	•	•	•
	3/16	•	•	•	•	•	•	•	•
	7/32	•	•	•	•	•	•	•	•
	82H.	•	•	•	•	•	•	•	•
	5/64	•	•	•	•	•	•	•	•
	3/32	•	•	•	•	•	•	•	•
	1/8	•	•	•	•	•	•	•	•
	9/64	•	•	•	•	•	•	•	•
	5/32	•	•	•	•	•	•	•	•
	3/16	•	•	•	•	•	•	•	•
	7/32	•	•	•	•	•	•	•	•
1/4	•	•	•	•	•	•	•	•	
	5/16	•	•	•	•	•	•	•	•
	3/8	•	•	•	•	•	•	•	•
	PL.125A	PL.453	PL.37A	PL.603					
BP.115	BP.102	BP.109	-						
332 x 143 x 67 mm	204 x 122 x 52 mm	478 x 234 x 72 mm	420 x 180 x 55 mm						
1,56 kg	0,72 kg	2,56 kg	0,95 kg						

 1/4"

Inch socket and bit sets

**LARGE RANGE OF SOCKETS : 6- OR 12-POINT,
STANDARD OR LONG-REACH, METRIC OR INCH**

		RB.425UP	R.425AUP	R.426AUP	R.427UP	R.418AU
	R.161	R.161	R.161	R.161	R.161	R.151
	RB.	R.	R.E	R.	R.	
 1/4" .6,35mm						
	3/16					
	7/32					
	1/4					
	9/32					
	5/16					
	11/32					
	3/8					
	13/32					
	7/16					
	1/2					
9/16						
	R.209					
	R.210					
	R.215					
	R.240A					
	R.236					
	R.235					
	R.120A					
	R.210S					
	EP					
	2					
	ED					
	2					
	3					
	ES					
	4					
	4,5					
	6,5					
	EH					
	1/8					
	5/32					
	3/16					
	7/32					
	EXR					
	10					
	15					
	20					
	25					
	27					
	30					
40						
	PL.246A	PL.382A	PL.382A	PL.427	PL.391B	
	BP.102					
	204 x 122 x 52 mm					
	0,70 kg	0,76 kg	0,76 kg	0,75 kg	0,55 kg	

 RB.425UP 



 R.425AUP 

 R.426AUP 



 R.427UP 



 R.418AU 



 1/4" "Radio" ratchets

Facom round head ratchets



The solution for congested spaces.

Compact :

- The Facom ratchet mechanism ensures a very compact round head design.

Precise :


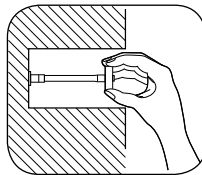
- 72-tooth mechanism gives increments of only 5°

High performance :

- Meet the requirements of ISO 3315, DIN 3122 and NF ISO 3315.

Metal grip ratchets

• Ideal for environments where PVC grips are vulnerable to solvent attack.



Facom VSE 1000 V insulated ratchets

 **1000VOLTS** EN 60900

See the "VSE" series range of 1000 V insulated tools on page  **662**




 1/4"

Selection guide

Palm control system

Ergonomic : Allows the operator to push down on the head of the ratchet while avoiding accidental reversal.



Long handle

Power : Transmits more torque without over-loading the ratchet mechanism.

Finger-control

Ultra compact : Ideal for awkward spaces.

Metal handle

Sturdy : Ideal for environments where PVC grips are vulnerable to solvent attack.

Grip : Knurled handle to avoid all risk of slippage.

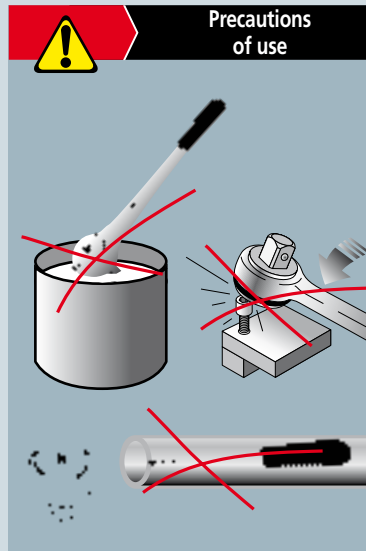
Hinged handle





































Hinged handle with stiffened joint for optimum clearance.

1/4" and 5/16" bit-holder system

Compact : Ultra-compact head allows bits to be used in confined spaces.

Bits held by a spring clip. "One finger" reversing lever.



	R.161	R.151	R.155A	R.157A	R.158A	R.150A	65.PE
Advantages							
Palm control system							
Long handle							
Finger-control							
Metal handle							
Hinged handle							
Bit holders							
Characteristics							
Increments	5°	5°	5°	5°	5°	5°	5°
No of teeth	72	72	72	72	72	72	72
L (mm)	119.5	120	114	153	158	-	150
l (mm)	108	108	102	141	145.5	-	130
a (mm)	26.5	25	26.5	26.5	26.5	26.5	11
b (mm)	25	25	25	25	25	38.5	20
c (mm)	19	17.5	19	19	19	19	-
Ø (mm)	19,5	21	11	11	11	11	-
ΔΔ g	120	100	115	125	150	120	74
Maintenance							
	Knurl caps						
	R.161C						
	J.161C						
	Spare parts kit						
	R.161RN						
	Square drives						
	R.151R						

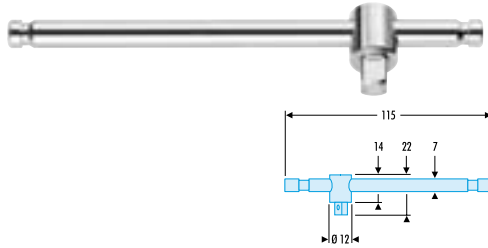


▶ Accessories  1/4"**1/4" drive sliding tee****R.120**

▷ Performance : to ISO 3315, DIN 3122, NF ISO 3315.

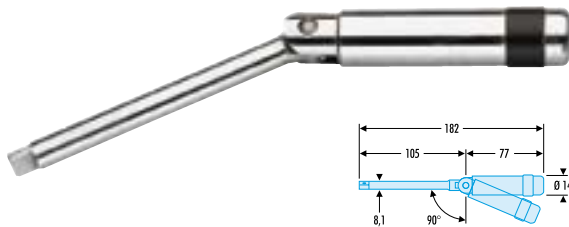
- Friction-head allows bar to form a T or L-handle.
- Chrome finish.

ΔΔ : 49 g.

**1/4" drive hinged handle****R.142**

• Can be used as a nut spinner or L-handle for fast pre-tightening or high torques.

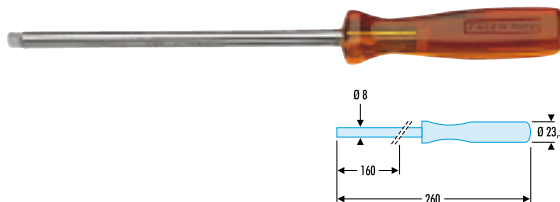
ΔΔ : 125 g.

**1/4" drive long spinner 260 mm****R.227**

▷ Performance : to ISO 3315, DIN 3122, NF ISO 3315.

- Grease-resistant, Isoryl handle.
- Chrome finish.

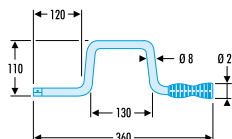
ΔΔ : 125 g.

**1/4" drive speed brace****R.110**

▷ Performance : to ISO 3315, DIN 3122, NF ISO 3315.

- For fast rotation.
- PVC rotating handle.
- Chrome finish.

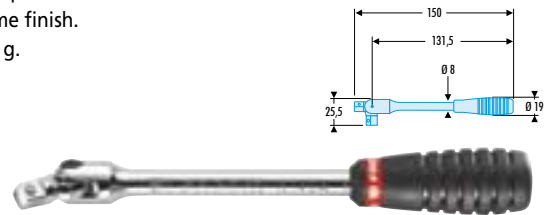
ΔΔ : 220 g.

**1/4" drive hinged handle 150 mm****R.140A**

▷ Performance : to ISO 3315, DIN 3122, NF ISO 3315.

- Spring steadies hinge in any position, allowing access behind obstacles.
- Non-slip handle.
- Chrome finish.

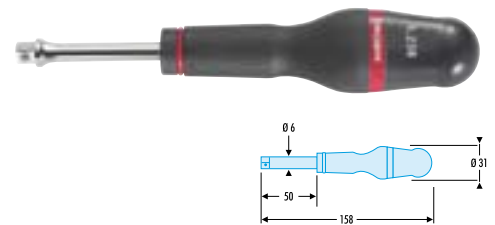
ΔΔ : 83 g.

**1/4" drive short spinner 158 mm****R.236**

▷ Performance : to ISO 3315, DIN 3122, NF ISO 3315.

- Ergonomic, high-strength bi-material handle resistant to common chemicals.
- Chrome finish.

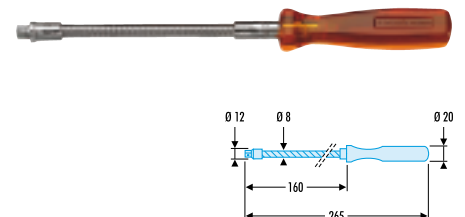
ΔΔ : 79 g.

**1/4" drive flexible spinner 265 mm****R.222**

• For fasteners where access is difficult.

• Unsuitable for high torques : max. 2.8 N.m.

ΔΔ : 115 g.

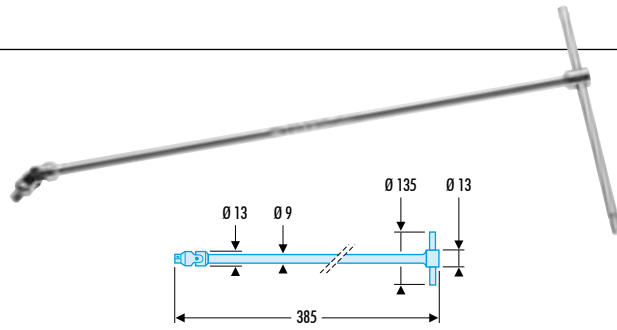


Radio 1/4" range

1/4" drive tee with universal joint 385 mm

R.229A

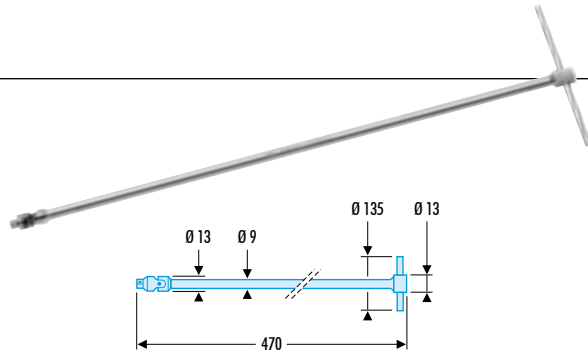
- Universal joint withstands high torques and is spring-steadied in position.
 - Long reach and working angle up to 65° allows access to recessed fasteners.
 - Length 385 mm.
- ΔΔ : 215 g.



1/4" drive tee with universal joint 470 mm

R.228

- Extended reach of tee-handle is ideal for particularly deep recesses.
- ΔΔ : 250 g.



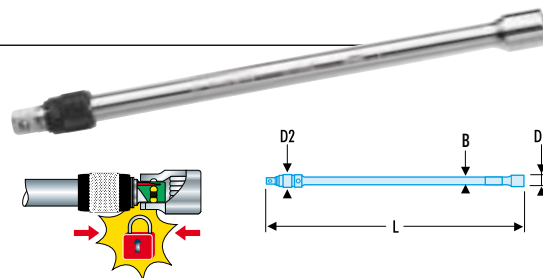
i **Locking system = total safety**

- Resists a socket pull-off load of over 60 kg
- Prevents accidental socket loss
- Instantly unlocks by retracting the knurled ring.

Use only with sockets equipped with an internal ball notch.

R.RC 1/4" drive locking extensions

Ref	B mm	D1 mm	D2 mm	L mm	ΔΔ g
R.210RC	8,2	12	13	100	45
R.215RC	8,2	12	13	150	60
R.217RC	8,2	12	13	250	100



R 1/4" drive extensions

- ▷ Performance : to ISO 3316, DIN 3123, NF ISO 3316.
- Polished chrome finish.



Ref	B mm	D mm	L mm	ΔΔ g
R.209	8,2	12	55	30
R.210	8,2	12	100	45
R.215	8,2	12	150	65
R.217	8,2	12	250	105






Wobble extensions

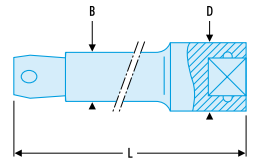
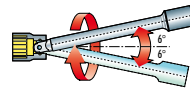
*Inaccessible with a socket or a universal joint?
Use a wobble extension!*



R.S 1/4" drive wobble extensions

- Square drive profile gives 6° working angle.


	B	D	L	ΔΔ
	mm	mm	mm	g
R.209S	8,2	12	55	30
R.210S	8,2	12	100	45



R 1/4" drive flexible extension 150 mm

R.216

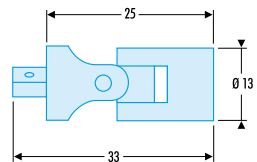
- Reaches fasteners out of direct access line.
 - Unsuitable for high torques : max. 2.8 N.m.
- ΔΔ : 66 g.



1/4" universal joint

R.240A

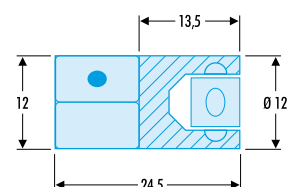
- ▷ Performance : to ISO 3316, DIN 3123, NF ISO 3316.
 - Spring-stiffened joints. Stays in position when reaching for fasteners.
 - Significant time savings.
- ΔΔ : 20 g.



1/4" to 3/8" coupler

R.232

- 1/4" female to 3/8" male square drive.
 - For adapting 3/8" drive sockets.
- ΔΔ : 16 g.



Set of 3 couplers

D.169

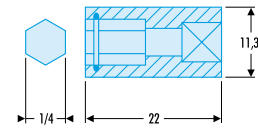
- Allows use of square drives smaller than socket drive sizes :
 - 1/4" square drive + D.169RJ ▷ 3/8" socket.
 - 3/8" square drive + D.169JS ▷ 1/2" socket.
 - 1/2" square drive + D.169SK ▷ 3/4" socket.
 - Compactness means that fewer tools are needed for in situ maintenance operations.
 - Magnetic retainer and locking system (JS and SK).
 - Knurl allows hand tightening where access is difficult.
- ΔΔ : 96 g.



1/4" drive standard spring-clip bit holder

R.235

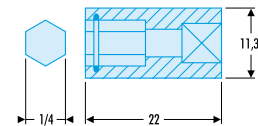
- Spring clip for frequent bit changes.
- ΔΔ : 10 g.



1/4" drive secure spring-clip bit holder




R.245

- Stiffer, more secure, spring clip for infrequent bit changes.
 - Square drive has side-hole for ball or plunger lock.
- ΔΔ : 10 g.



1/4" drive lock-ring bit holder

E.F.R

			Length mm	ΔΔ g
E.F.R	1/4	1/4	30	26



► Sockets  1/4" OGV®

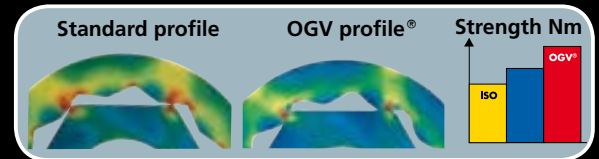


Facom OGV® profile

HIGHER TORQUE WITHOUT DAMAGE TO FASTENERS !

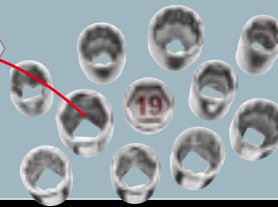
The OGV® profile is achieved by a succession of curves instead of the flats found in conventional sockets®.

- **More powerful tightening :**
Larger contact area between socket and fastener minimises stress.
- **Less wear :**
Torque is transmitted through the fastener flats instead of the corners.
- **Increased durability :**
Stress concentration in the corners is eliminated.





TAG socket inserts

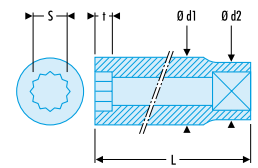
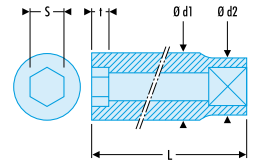
- Immediately identify your sockets.
 - 6- or 12-point sockets.
- ⇒ TAG



R 1/4" drive metric 6 and 12-point OGV® sockets



► Performance : to ISO 2725-1, DIN 3124, NF ISO 2725-1.
R.3,2 : standard profile

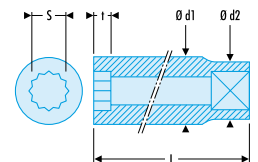
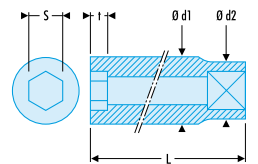
		S	Ø d1	Ø d2	t	L	ΔΔ
		mm	mm	mm	mm	mm	g
R.3,2		3,2	5,9	11,2	2,40	22	7,3
R.4		4,0	6,9	11,2	2,60	22	7,7
R.5		5,0	8,2	11,2	4,80	22	8,1
R.5,5	R.5,5E	5,5	8,8	11,2	4,80	22	8,4
R.6	R.6E	6,0	9,4	11,2	5,60	22	8,6
R.7	R.7E	7,0	11	11	6,00	22	9,2
R.8	R.8E	8,0	12,0	12,0	6,50	22	11,5
R.9	R.9E	9,0	13,2	13,2	6,50	22	14,3
R.10	R.10E	10,0	14,7	14,7	7,80	22	17,7
R.11	R.11E	11,0	15,8	15,8	9,00	22	19,4
R.12	R.12E	12,0	17,0	17,0	9,50	22	23,2
R.13	R.13E	13,0	17,7	17,7	10,00	22	23,7
R.14	R.14E	14,0	18,7	18,7	10,00	22	26,1



R 1/4" drive metric 6 and 12-point OGV® sockets

► Performance : to ISO 2725-1, DIN 3124, NF ISO 2725-1, ANSI B 107.1.


		S	Ø d1	Ø d2	t	L	ΔΔ
		mm	mm	mm	mm	mm	g
R.3/16	R.3/16E	3/16	8,0	11,2	4,75	22	8,2
R.7/32	R.7/32E	7/32	9,0	11,2	5,50	22	8,3
R.1/4	R.1/4	1/4	10,1	11,2	6,00	22	9,3
R.9/32	R.9/32E	9/32	11	11	6,00	22	8,9
R.5/16	R.5/16E	5/16	12,0	12,0	6,50	22	11,5
R.11/32	R.11/32E	11/32	13,2	13,2	6,50	22	14,5
R.3/8	R.3/8E	3/8	14,7	14,7	7,80	22	17,8
R.13/32	R.13/32E	13/32	14,7	14,7	7,80	22	17,0
R.7/16	R.7/16E	7/16	15,8	15,8	9,00	22	19,5
R.1/2	R.1/2E	1/2	17,7	17,7	10,00	22	24,5
R.9/16	R.9/16E	9/16	18,7	18,7	10,00	22	25,2

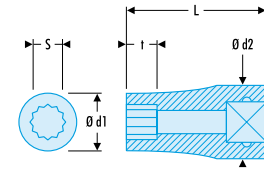


RB 1/4" drive inch 12-point OGV® sockets

▷ Performance : to AS.954E.

• Used for aeronautical applications.


	Ø d1 mm	Ø d2 mm	t mm	L mm	ΔΔ g
RB.3/16	7,6	11,2	4,8	22	7,0
RB.7/32	8,7	11,2	5,5	22	8,0
RB.1/4	9,7	11,2	6,0	22	8,0
RB.9/32	10,6	11,2	6,0	22	10,5
RB.5/16	11,9	11,9	6,5	22	10,0
RB.11/32	12,9	12,9	6,5	22	11,5
RB.3/8	13,7	13,7	7,8	22	14,0
RB.7/16	15,8	14,8	9,0	22	17,0
RB.1/2	16,9	16,0	10,0	22	18,5
RB.9/16	18,7	17,5	10,0	22	22,0

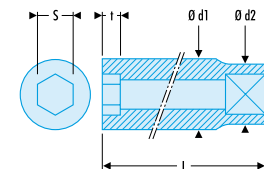


▶ Long-reach sockets 1/4" OGV®

R.LA 1/4" long-reach metric 6-point OGV® sockets

▷ Performance : to ISO 2725-1, DIN 3124, NF ISO 2725-1.


	S mm	Ø d1 mm	Ø d2 mm	t mm	L mm	ΔΔ g
R.3,2LA	3,2	5,80	12,0	1,8	50,5	18
R.4LA	4,0	6,80	12,0	2,0	50,5	18
R.5LA	5,0	8,10	12,0	2,3	50,5	18
R.5,5LA	5,5	8,10	12,0	3,0	50,5	18
R.6LA	6,0	9,40	12,0	5,6	50,5	18
R.7LA	7,0	10,9	12,0	7,1	50,5	27
R.8LA	8,0	12,0	12,0	7,9	50,5	27
R.9LA	9,0	12,8	12,8	7,9	50,5	32
R.10LA	10,0	14,3	14,3	7,9	50,5	41
R.11LA	11,0	16,0	16,0	7,9	50,5	54
R.12LA	12,0	16,8	16,8	8,4	50,5	50
R.13LA	13,0	18,2	18,2	8,4	50,5	59
R.14LA	14,0	19,2	19,2	10,2	50,5	68

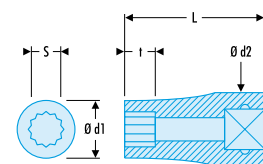


R.EL 1/4" long-reach inch 12-point OGV® sockets

▷ Performance : to AS954E, ASME B 107.1.

- High performance, suitable for aircraft fasteners to AS954E.
- Thinner socket walls for better accessibility.
- Facom OGV® 12 point profile ensures :
 - Reduced stress.
 - Better protection of 6 and 12-point screw heads.
 - High durability.
- Available as a rack set reference : REL.40U.


	S mm	Ø d1 mm	Ø d2 mm	t mm	L mm	ΔΔ g
R.3/16EL	3/16	7,7	10,9	6	50	14
R.7/32EL	7/32	8,5	10,9	7,4	50	15
R.1/4EL	1/4	9,4	10,9	7,4	50	17
R.9/32EL	9/32	10,2	10,9	8,5	50	17
R.5/16EL	5/16	11,4	11,8	9	50	23
R.11/32EL	11/32	12,5	12	9,7	50	25
R.3/8EL	3/8	13,7	12,8	11,2	50	32
R.7/16EL	7/16	15,6	14,3	11,9	50	40
R.1/2EL	1/2	17,3	16,2	13,8	50	45
R.9/16EL	9/16	18,8	17,1	16,2	50	49



New

Rack set of 1/4" drive sockets

- Racks fit inside tool boxes, in roller cabinets, on panels.
- A range of sockets displayed for easy selection.

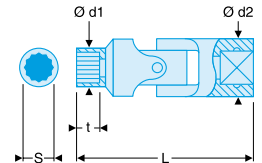
	Sizes	$\Delta\Delta$ g	Rack
R.40E	R: 3,2 - 4 - 5 - 5,5 - 6 - 7 - 8 - 9 - 10 - 11 - 12 - 13 - 14	255	CKS.93
RL.40E	RL: 3,2 - 4 - 5 - 5,5 - 6 - 7 - 8 - 9	220	CKS.89
RL.41E	RL: 10 - 11 - 12 - 13 - 14	310	CKS.89
R.40U	R: 3/16 - 7/32 - 1/4 - 9/32 - 5/16 - 11/32 - 3/8 - 13/32 - 7/16 - 1/2 - 9/16	235	CKS.93
REL.40U	REL: 3/16 - 7/32 - 1/4 - 9/32 - 5/16 - 11/32 - 3/8 - 7/16 - 1/2 - 9/19	345	CKS.93




R.F 1/4" drive hinged inch 12-point OGV® sockets


▷ Performance : to ANSI B 107.1, GGG.W.641E, ASME B 107.1.

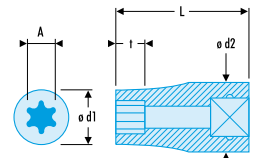
	\emptyset d1 mm	\emptyset d2 mm	t mm	L mm	$\Delta\Delta$ g
R.3/16F	8,0	13,0	5,3	31,6	13
R.7/32F	8,5	13,0	6,1	32,4	13
R.1/4F	9,8	13,0	6,5	32,8	13
R.9/32F	10,5	13,0	6,5	32,8	13
R.5/16F	12,0	13,0	7,0	33,3	14
R.11/32F	13,3	13,0	7,0	33,3	16
R.3/8F	13,7	13,0	8,3	34,6	21
R.7/16F	15,5	13,0	9,5	35,8	27
R.1/2F	18,0	13,0	10,5	36,8	34
R.9/16F	19,2	13,0	10,5	36,8	35

▶ Long-reach sockets  1/4" Torx®

RTX 1/4" drive Torx® sockets

- Drive  1/4".
- For Torx® fasteners.
- Manual use.
- Chrome finish.


	Torx® no.	I★ A mm	\emptyset d1 mm	\emptyset d2 mm	t mm	L mm	$\Delta\Delta$ g
RTX.4	E4	3,70	5,4	11,2	3,2	22	8
RTX.5	E5	4,58	6,7	11,2	3,0	22	8
RTX.6	E6	5,54	7,7	11,2	3,6	22	8
RTX.7	E7	6,22	8,3	11,2	3,6	22	8
RTX.8	E8	7,29	9,6	11,2	4,3	22	9
RTX.10	E10	9,19	11,3	12,0	5,6	22	11



Set of 1/4" drive Torx® sockets

RTX.40

- Sockets supplied on a rack.




	\emptyset	Dimensions Torx®	Rack	$\Delta\Delta$ g
RTX.40	6	E4 - E5 - E6 - E7 - E8 - E10	CKS.89	90



▶ Bit sockets 1/4"




RT 1/4" drive metric and inch bit sockets

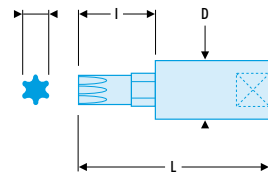
- Removable bits.
- Metric and inch sizes.

	S	Ø d	Components		I	L	ΔΔ
	mm	mm			mm	mm	g
RT.2	2,00	11,3	R.245	EH.102	15	37	18
RT.2,5	2,50	11,3	R.245	EH.102,5	15	37	18
RT.3	3,00	11,3	R.245	EH.103	15	37	18
RT.4	4,00	11,3	R.245	EH.104	15	37	18
RT.5	5,00	11,3	R.245	EH.105	15	37	19
RT.6	6,00	11,3	R.245	EH.106	15	37	20
RT.7	7,00	11,3	R.245	EH.107	15	37	21
RT.8	8,00	11,3	R.245	EH.108	15	37	22
RT.10	10,00	11,3	R.245	EH.110	15	37	24
RT.1/8	3,17	11,3	R.245	EH.101/8	15	37	18
RT.5/32	3,96	11,3	R.245	EH.105/32	15	37	18
RT.3/16	4,76	11,3	R.245	EH.103/16	15	37	18
RT.7/32	5,56	11,3	R.245	EH.107/32	15	37	19
RT.1/4	6,35	11,3	R.245	EH.101/4	15	37	20



RX 1/4" drive Torx® bit sockets

	Torx®	I*	Components		D	I	L	ΔΔ
	no.	A mm			mm	mm	mm	g
RX.6	T6	1,65	R.245	R.245	11,3	16	38	17
RX.7	T7	1,97	R.245	R.245	11,3	16	38	17
RX.8	T8	2,30	R.245	R.245	11,3	16	38	17
RX.9	T9	2,48	R.245	R.245	11,3	16	38	17
RX.10	T10	2,72	R.245	R.245	11,3	16	38	17
RX.15	T15	3,26	R.245	R.245	11,3	16	38	17
RX.20	T20	3,84	R.245	R.245	11,3	16	38	18
RX.25	T25	4,40	R.245	R.245	11,3	16	38	18
RX.27	T27	4,96	R.245	R.245	11,3	16	38	18
RX.30	T30	5,49	R.245	R.245	11,3	16	38	18
RX.40	T40	6,60	R.245	R.245	11,3	16	38	18





Create your own bit sockets




Bits




Series 1  1/4"
Series 2  5/16"

See section 7 p. **345**

Bit holders 1/4"




 **R.235**

 1/4" (6,35 mm)
Standard spring clip



 **R.245**

 1/4" (6,35 mm)
Heavy-duty spring clip



Junior 3/8" range.

► Socket sets 3/8"

 3/8"

Metric socket sets

⇒ J.501 
 ⇒ J.500 





⇒ J.431P 
 ⇒ J.430AP 





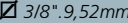




















⇒ J.420E 



⇒ J.431ASP 
 ⇒ J.430ASP 



LOCKING RATCHETS AND EXTENSIONS : NO MORE LOST SOCKETS

									
		J.501	J.500	J.430AP	J.431P	J.420E	J.431ASP	J.430ASP	
	J.171	J.171	J.161	J.161	J.151A	J.161	J.161	J.161	
									
		J.H	J.	J.	J.H	J.	J.H	J.	
	7					•			
	8	•	•	•	•	•	•	•	
	9	•	•	•	•	•	•	•	
	10	•	•	•	•	•	•	•	
	11	•	•	•	•	•	•	•	
	12	•	•	•	•	•	•	•	
	13	•	•	•	•	•	•	•	
	14	•	•	•	•	•	•	•	
	15	•	•	•	•	•	•	•	
	16	•	•	•	•	•	•	•	
	17	•	•	•	•	•	•	•	
	18	•	•	•	•	•	•	•	
	19	•	•	•	•	•	•	•	
	20					•			
	21	•	•	•	•	•	•	•	
	22	•	•	•	•	•	•	•	
	23					•			
	24					•			
		J.210			•	•		•	•
		J.215			•	•		•	•
		J.120A	•	•	•	•		•	•
		J.240A	•	•	•	•		•	•
		J.210RC	•	•					
		J.215RC	•	•					
J.210S						•			
J.235							•	•	
J.236							•	•	
		2						•	•
	3						•	•	
	4						•	•	
							•	•	
	5						•	•	
	6						•	•	
	8						•	•	
	10						•	•	
	6,5						•	•	
	8						•	•	
	10						•	•	
	PL.412A				PL.13	PL.19A		PL.411	
	BP.112				BT.112G	BP.115		BP.112	
	389 x 164 x 66 mm					322 x 143 x 67 mm		389 x 164 x 66 mm	
	2,20 kg	2,20 kg	1,96 kg	2,75 kg	1,50 kg	2,75 kg	2,75 kg		



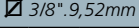





























Ratchets, sockets and accessories



 3/8"

Metric socket modules

FACOM MODULES : THE BEST STORAGE SYSTEM FOR YOUR ROLLER CABINETS

		MOD.J7	MOD.J5	MOD.J1
		J.161 + J174	J.171	J.161
				
		J.H	J.H	J.H
7				
8		•	•	•
9		•	•	•
10		•	•	•
11		•	•	•
12		•	•	•
13		•	•	•
14		•	•	•
15		•	•	•
16		•	•	•
17		•	•	•
18		•	•	•
19		•	•	•
20				
21		•	•	•
22		•	•	•
23		•		
24		•		
	J.210			•
	J.215			•
	J.120A	•	•	•
	J.240A	•	•	•
	J.210RC	•	•	
	J.215RC	•	•	
	J.210S			
	J.235			
	J.236			
	ED			
	+			
	3			
	4			
	EH			
	5			
	6			
	8			
	10			
	ES			
	6,5			
	8			
	10			
	PL.665	PL.322A		
		420 x 180 x 55 mm		
	2,20 kg	1,75 kg		1,80 kg



 MOD.J7 



 MOD.J5 



 MOD.J1 



 3/8"

Metric socket, wrench and bit sets

 J.451EP  



 JT.415E

















 JX.415EP



 J.426M














	J.451EP	J.447E	JT.415E	JX.415EP	J.426M
	J.161 + J.156	J.151	J.151A	J.161	-
 3/8" 9,52mm	J. J.LA	J. 39	-	-	-
	7	•	•		
	8	•	•		
	9	•	•		
	10	•	•		
	11	•	•		
	12	•	•		
	13	•	•		
	14	•	•		
	15	•	•		
	16	•	•		
	17	•	•		
	18	•	•		
	19	•	•		
	21	•	•		
	22	•	•		
	24	•	•		
	J.210	•			•
	J.210S		•		
	J.215	•		•	
	J.120A			•	
	J.240A	•			
	J.110	•			
	J.140A	•			•
	J.235	•		•	•
	J.236	•		•	•
	J.216	•			•
	J.222				•
	BJ.21A1	•			
	BJ.16A1	•			
	JT	3	•	•	
		4	•	•	
		5	•	•	
		6	•	•	
		7	•	•	
		8	•	•	
		10	•	•	
	ED	1	•		•
		2	•		•
		3	•		•
		4	•		•
	EP	1			•
		2			•
		3			•
		4			•
	ES	4			•
		5,5	•		•
		6,5	•		•
		8	•		•
		10	•		•
	EX	10			•
		15			•
		20			•
		25			•
		27			•
		30			•
		40			•
		45			•
		50			•
		55			•
	EH	3			•
		4			•
		5			•
		6			•
		7			•
		8			•
		10			•
	PL.77A	PL.27B	PL.20A	PL.118	PL.21A
	BT.105	BR.109	BP.115	BT.109G	BP.112
	540 x 280 x 58 mm	478 x 234 x 72 mm	322 x 143 x 66 mm	470 x 195 x 53 mm	389 x 164 x 66 mm
	7,70 kg	3,55 kg	1,27 kg	1,75 kg	2,53 kg

Junior 3/8" range.

3/8"

Inch socket sets

	J.430MU	J.430UP	J.450U	J.420AU	MOD.J2
	J.161	J.161	J.151A + J.156	J.161	J.161
	J.	J.	J. J.LA	J.	J.
 3/8" .9,52mm					
	1/4	•	•	•	•
	5/16	•	•	•	•
	3/8	•	•	•	•
	7/16	•	•	•	•
	1/2	•	•	•	•
	9/16	•	•	•	•
	5/8	•	•	•	•
	11/16	•	•	•	•
	3/4	•	•	•	•
	13/16	•	•	•	•
	7/8	•	•	•	•
	15/16	•	•	•	•
	1"	•	•	•	•
	7	•			
	8	•			
	9	•			
	10	•			
	11	•			
	12	•			
	13	•			
	14	•			
	15	•			
	16	•			
	17	•			
	18	•			
	J.210	•	•	•	•
	J.215	•	•	•	•
	J.120A	•	•	•	•
	J.240A	•	•	•	•
	J.110		•		•
	J.235		•		
	J.236		•		
	J.216		•		
J.140A		•			
	JT 1/8		•		
	5/32		•		
	3/16		•		
	7/32		•		
	1/4		•		
	5/16		•		
	ED 1		•		
	2		•		
	3		•		
	4		•		
	ES 5,5		•		
	6,5		•		
	8		•		
	10		•		
	PL.59A	PL.12A	PL.78A	PL.69A	PL.601
	BP.109		BT.105	BP.115	-
	478 x 234 x 72 mm		540 x 280 x 58 mm	332 x 143 x 67 mm	420 x 180 x 55 mm
	4,18 kg	3,73 kg	7,38 kg	2,70 kg	1,52 kg

 J.430MU 



 J.430UP 



 J.450U 



 J.420AU 



 MOD.J2 



Junior 3/8" range.

▶ Ratchets 3/8"

3/8" "Junior" ratchets

Facom round head ratchets

⇒ J.171
● ● ○ ○ ○ ○



⇒ J.161
○ ● ○ ○ ○ ○



⇒ J.151A
○ ○ ○ ○ ○ ○



⇒ J.174
● ● ● ○ ○ ○



⇒ J.153A
○ ● ● ○ ○ ●



⇒ J.161E
○ ● ● ● ● ○



⇒ J.155A
○ ● ○ ○ ● ○



⇒ J.157A
○ ● ● ● ● ○



⇒ J.158A
○ ● ● ● ● ●



⇒ J.159A
○ ● ● ● ● ●



The solution for congested spaces

Compact :

- The Facom ratchet mechanism ensures a very compact round head design.

Precise :

- 72 tooth mechanism gives increments of only 5°.



High performance :

- Meet the requirements of ISO 3315, DIN 312 NF ISO 3315.

Metal grip ratchets

- Ideal for environments where PVC grips are vulnerable to solvent attack.

⇒ J.156

Ratchet attachment.
Female drive :  3/8"
Male drive :  3/8".



Facom VSE 1000 V insulated ratchets



See the "VSE" series range of 1000 V insulated tools on page

661



Ratchets, sockets and accessories

 3/8"

Selection guide


Locking system

Safe : Locking system can resist a socket pull-off force of up to 600 Newtons. No lost sockets.
Ergonomic : Immediate socket release simply by pressing the button, even with slippery or gloved hands.



Palm control system

Ergonomic : Allows the operator to push down on the head of the ratchet while avoiding accidental reversal.



Long handle

Power : Transmits more torque without over-loading the ratchet mechanism.

Short handle

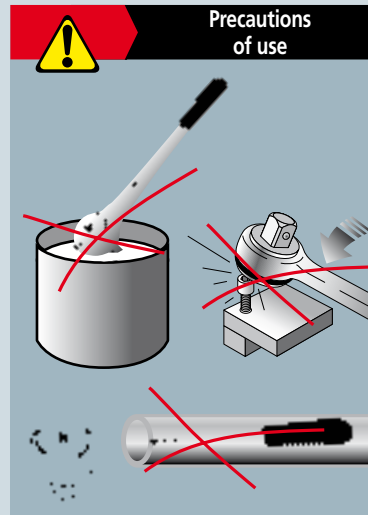
Compact : Ideal for awkward spaces.

























































Metal handle

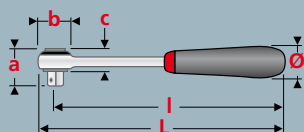
Sturdy : Ideal for environments where PVC grips are vulnerable to solvent attack.
Grip : Knurled to avoid all risk of slippage.

Hinged handle

Hinged handle with stiffened joint for optimum clearance.



	J.171	J.161	J.151A	J.174	J.153A	J.161E	J.155A	J.157A	J.158A	J.159A	J.156
Advantages											
Locking system											
Palm control system											
Long handle											
Short handle											
Metal handle											
Hinged handle											
Characteristics											
Increments	5°	5°	5°	5°	5°	5°	5°	5°	5°	5°	5°
No of teeth	72	72	72	72	72	72	72	72	72	72	72
L (mm)	210	175	175	250	278	110	190	257	273	268	-
l (mm)	195	160	160	234	263	95	175	242	258	253	-
a (mm)	36	32	29	36	32	32	32	32	32	31	53
b (mm)	32.5	29.5	29.5	32.5	29.5	29.5	29.5	29.5	29.5	30	39
c (mm)	24	21	18	24	21	21	21	21	21	20	42
Ø (mm)	28	25	21	28	25	14	16	16	16	16	-
ΔΔ g	260	210	200	320	315	140	260	320	350	375	200
Maintenance											
	Knurl caps										
	J.161C										
	S.156C										
J.151AC											
	Spare parts kit										
	J.161RN										
	S.151RN										
J.151RN											
	Square drives										
	J.151AR										
J.151R											

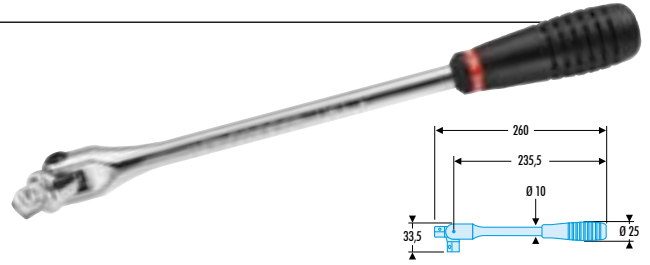


► Accessories  3/8"**3/8" drive hinged handle 260 mm****J.140A**

► Performance : to ISO 3315, DIN 3122, NF ISO 3315.

- Stiffened joint.
- Chrome finish.

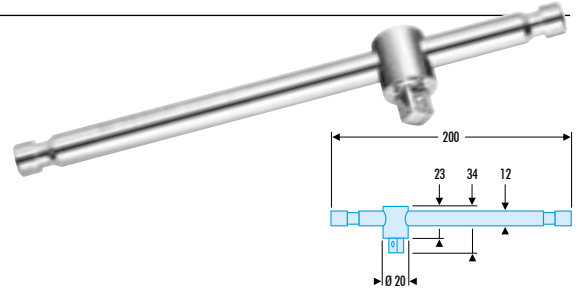
ΔΔ : 230 g.

**3/8" drive sliding tee****J.120**

► Performance : to ISO 3315, DIN 3122, NF ISO 3315.

- Friction-head allows bar to form a T or L-handle.

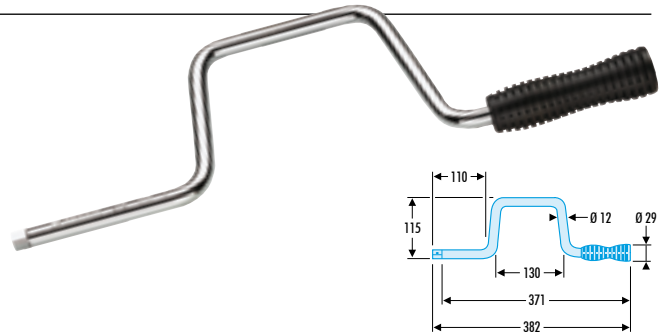
ΔΔ : 215 g.

**3/8" drive speed brace****J.110A**

► Performance : to ISO 3315, DIN ISO 3122, NF ISO 3315.

- For fast rotation.
- PVC rotating handle.


ΔΔ : 395 g.

**3/8" drive metal-grip hinged handle 255 mm****J.145**

► Performance : to ISO 3315, DIN 3122, NF ISO 3315.


- Stiffened joint.
- Chrome finish.

ΔΔ : 290 g.

**3/8" drive flexible spinner 295 mm****J.222**

- For fasteners where access is difficult.
- Unsuitable for high torques : max. 3 N.m.

ΔΔ : 180 g.



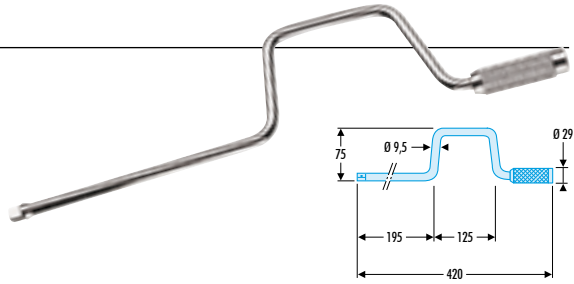
Junior 3/8" range.

3/8" drive metal-grip speed brace

J.115

▷ Performance : to ISO 3315, DIN ISO 3122, NF ISO 3315.

- For fast rotation.
 - Metal rotating handle.
- ΔΔ : 425 g.




3/8" drive tee with universal joint 450 mm

J.229A

▷ Performance : to ISO 1174-1, DIN 3120, NF ISO 1174-1.

- Universal joint withstands high torques and is spring-steadied in position.
 - Long reach and working angle up to 65° allows access to recessed fasteners.
 - Length 450 mm.
 - Tee handle.
- ΔΔ : 410 g.

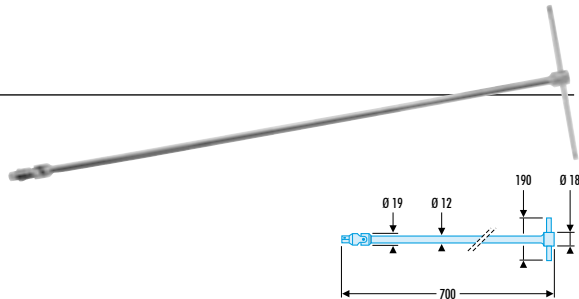


3/8" drive tee with universal joint 700 mm

J.228

▷ Performance : to ISO 1174-1, DIN 3120, NF ISO 1174-1.

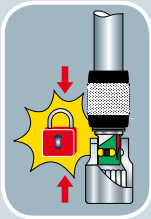
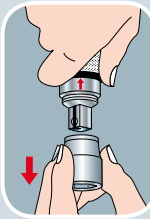

- Tee handle.
- ΔΔ : 660 g.



i **Locking system = total safety**


- Resists a socket pull-off load of over 60 kg
- Prevents accidental socket loss
- Instantly unlocks by retracting the knurled ring.

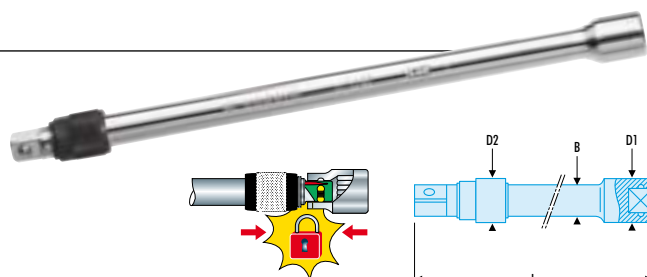
Use only with sockets equipped with an internal ball notch.

J.RC 3/8" drive locking extensions

- Lock system prevents socket loss for total safety.



	B mm	D1 mm	D2 mm	L mm	ΔΔ g
J.210RC	12,5	18	18	125	135
J.215RC	12,5	18	18	250	240
J.217RC	12,5	18	18	500	490






Wobble extensions

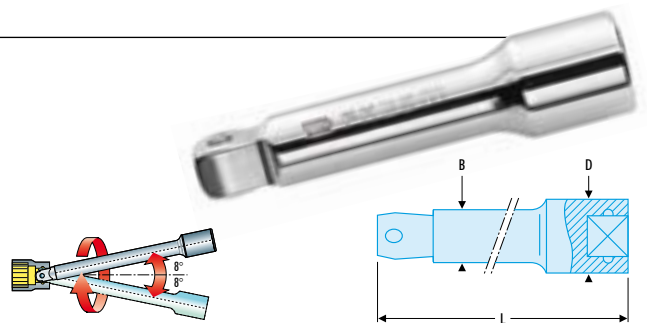
*Inaccessible with a socket or a universal joint?
Use a wobble extension!*



J.S 3/8" drive wobble extensions


- Square drive profile gives 8° working angle.
- Useful where access is limited.

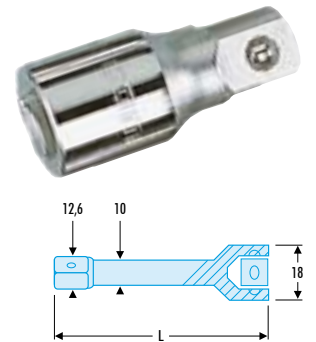
	B mm	D mm	L mm	ΔΔ g
J.209S	12,5	18	75	80
J.210S	12,5	18	125	130



J 3/8" drive extensions

▷ Performance : to ISO 3316, DIN 3123, NF ISO 3316.

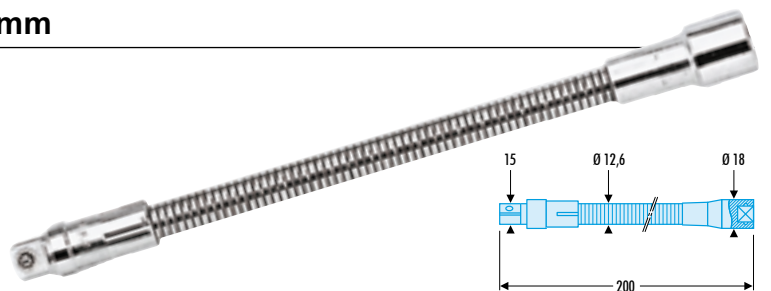
	L mm	ΔΔ g
J.208	50	62
J.209	75	86
J.210	125	127
J.215	250	230
J.217	500	445



R 3/8" drive flexible extension 200 mm

J.216

- Unsuitable for high torques.
- ΔΔ : 145 g.



Junior 3/8" range.

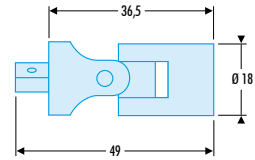
3/8" universal joint

J.240A

▷ Performance : to ISO 3316, DIN 3123, NF ISO 3316.

- Spring-stiffened joints.

ΔΔ : 60 g.



3/8" to 1/4" coupler

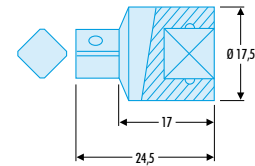

J.230

▷ Performance : to ISO 3316, DIN 3123, NF ISO 3316.

- For adapting 1/4" drive sockets.

- Max. torque 62 N.m.

ΔΔ : 25 g.



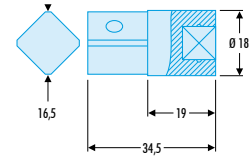

3/8" to 1/2" coupler

J.232

▷ Performance : to ISO 3316, DIN 3123, NF ISO 3316.

- For adapting 1/2" drive sockets.

ΔΔ : 45 g.



Set of 3 couplers

D.169

- Allows use of square drives smaller than socket drive sizes :

- 1/4" square drive + D.169RJ ▷ 3/8" socket.

- 3/8" square drive + D.169JS ▷ 1/2" socket.

- 1/2" square drive + D.169SK ▷ 3/4" socket.

- Compactness means that fewer tools are needed for in situ maintenance operations.

- Magnetic retainer and locking system (JS and SK).

- Knurl allows hand tightening where access is difficult.



ΔΔ : 96 g.

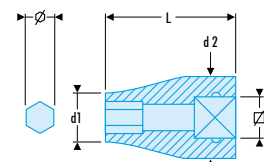


3/8" drive spring-clip bit holders

- Spring clip bit holding system.



- For frequent bit changes.


	∅"		d1 mm	d2 mm	L mm	ΔΔ g
J.235	1/4	3/8	11,3	18,0	30	26
J.236	5/16	3/8	14	18,0	30	30



3/8" drive lock-ring bit holder

EF.J

	∅"		Length mm	ΔΔ g
EF.J	1/4	3/8	43	48



► Sockets  3/8" OGV®

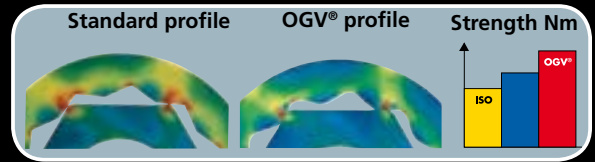


Facom OGV® profile

HIGHER TORQUE WITHOUT DAMAGE TO FASTENERS !

The OGV® profile is achieved by a succession of curves instead of the flats found in conventional sockets®.

- **More powerful tightening :**
Larger contact area between socket and fastener minimises stress.
- **Less wear :**
Torque is transmitted through the fastener flats instead of the corners.
- **Increased durability :**
Stress concentration in the corners is eliminated.





TAG socket inserts

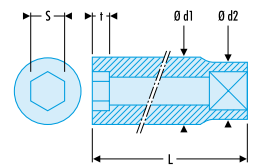
- Immediately identify your sockets.
- 6- or 12-point sockets.



⇒ TAG

J 3/8" drive metric 6 and 12-point OGV® sockets

► Performance : to ISO 2725-1, DIN 3124, NF ISO 2725-1.


		S	Ø d1	Ø d2	t	L	ΔΔ
		mm	mm	mm	mm	mm	g
J.7H	J.7	7	11,0	17,6	6,0	27	24
J.8H	J.8	8	12,2	17,6	6,5	27	25
J.9H	J.9	9	13,5	17,6	6,7	27	25
J.10H	J.10	10	14,7	17,6	7,8	27	26
J.11H	J.11	11	16,0	17,6	9,0	27	27
J.12H	J.12	12	17,2	17,6	9,5	27	26
J.13H	J.13	13	18,3	17,4	10,4	30	36
J.14H	J.14	14	19,5	17,6	10,5	30	34
J.15H	J.15	15	20,8	18,9	12,0	30	38
J.16H	J.16	16	22	19,9	12,0	30	45
J.17H	J.17	17	23,4	21,7	13,0	30	52
J.18H	J.18	18	24,7	21,7	13,0	33	69
J.19H	J.19	19	26,0	22,7	14,0	33	62
J.20H	J.20	20	27,2	22,2	15,0	33	70
J.21H	J.21	21	28,5	23,5	16,0	33	75

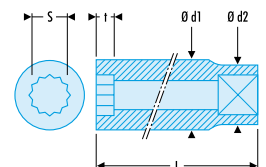


		S	Ø d1	Ø d2	t	L	ΔΔ
		mm	mm	mm	mm	mm	g
J.22H	J.22	22	29,7	24,7	16,5	33	80
J.23H	J.23	23	31,0	26,0	16,5	33	90
J.24H	J.24	24	31,3	26,3	16,5	33	86

J 3/8" drive inch 12-point OGV® sockets

► Performance : to GGG.W.641E, ANSI B 107.1, ASME B 107.1.

	S	Ø d1	Ø d2	t	L	ΔΔ	
	mm	mm	mm	mm	mm	g	
J.1/4	1/4	6,35	10,0	17,5	6,0	27	24
J.5/16	5/16	7,95	11,9	17,5	6,5	27	25
J.3/8	3/8	9,53	14,1	17,6	7,5	27	26
J.7/16	7/16	11,11	16,0	17,5	9,0	27	27
J.1/2	1/2	12,70	18,1	17,5	10,4	30	36
J.9/16	9/16	14,29	19,5	17,7	10,5	30	34
J.5/8	5/8	15,88	22,0	20,0	12,0	30	46
J.11/16	11/16	17,46	24,0	21,0	13,0	33	74
J.3/4	3/4	19,05	26	22,7	14,0	33	76
J.13/16	13/16	20,64	28,0	23,0	16,0	33	79
J.7/8	7/8	22,23	29,7	24,7	16,5	33	104
J.15/16	15/16	23,81	31,3	26,3	16,5	33	136
J.1"	1	25,40	33,3	28,3	16,5	33	156




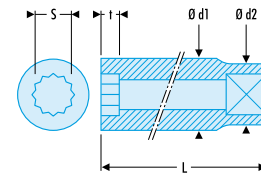
Junior 3/8" range.

JB 3/8" drive inch 12-point OGV® sockets

▷ Performance : to AS.954E.



• Used for aeronautical applications.

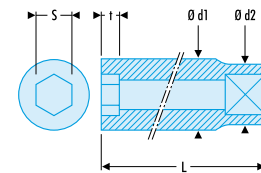
	Ø d1 mm	Ø d2 mm	t mm	L mm	ΔΔ g
JB.1/4	9,7	16,7	6,0	27	20
JB.5/16	11,7	16,7	6,8	27	21
JB.11/32	12,7	16,7	6,8	27	22
JB.3/8	13,7	16,7	7,5	27	23
JB.7/16	15,6	16,7	9,0	27	24
JB.1/2	17,6	16,7	10,4	30	27
JB.9/16	19,6	18,5	10,5	30	33
JB.5/8	21,6	20,0	12,0	30	42
JB.11/16	23,6	22,0	13,0	32	50
JB.3/4	25,4	22,8	15,0	32	55
JB.13/16	27,4	24,0	16,0	32	68
JB.7/8	29,4	24,0	16,0	32	68



J.HLA 3/8" drive long-reach metric 6 and 12-point OGV® sockets


▷ Performance : to ISO 2725-1, DIN 3124, NF ISO 2725-1.

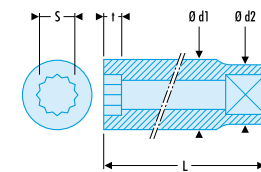
		S mm	Ø d1 mm	Ø d2 mm	t mm	L mm	ΔΔ g
J.7HLA	J.7LA	7	10,6	17,3	6	55	44
J.8HLA	J.8LA	8	12	17,3	7,5	55	46
J.9HLA	J.9LA	9	13	17,3	7,5	55	47
J.10HLA	J.10LA	10	14,5	17,3	9	55	50
J.11HLA	J.11LA	11	16	17,3	10,5	55	53
J.12HLA	J.12LA	12	16,8	17,2	12	55	53
J.13HLA	J.13LA	13	18	17	12	55	54
J.14HLA	J.14LA	14	20	18	15	55	60
J.15HLA	J.15LA	15	21	20	15	60	75
J.16HLA	J.16LA	16	22	20	15	60	85
J.17HLA	J.17LA	17	23,5	22	15	60	102
J.18HLA	J.18LA	18	24,5	23	18	60	109
J.19HLA	J.19LA	19	25	24	18	60	110
J.21HLA	J.21LA	21	27	26	18	60	123
J.22HLA	J.22LA	22	29	28	21	60	150
J.24HLA	J.24LA	24	31	30	24	60	176



J.LA 3/8" long-reach inch 12-point OGV® sockets


▷ Performance : to ASME B 107.1.

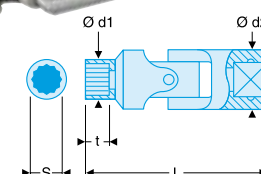

	S "	Ø d1 mm	Ø d2 mm	t mm	L mm	ΔΔ g	
J.1/4LA	1/4	6,35	10,6	17,5	4,0	44,7	36
J.5/16LA	5/16	7,94	12,4	17,5	4,3	44,7	36
J.3/8LA	3/8	9,53	14,3	17,5	4,7	44,7	41
J.7/16LA	7/16	11,11	16,2	17,5	6,2	44,7	45
J.1/2LA	1/2	12,70	18,2	18,2	7,4	44,7	50
J.9/16LA	9/16	14,29	20,5	20,5	9,0	48,0	72
J.5/8LA	5/8	15,88	22,3	22,3	10,2	63,8	104
J.11/16LA	11/16	17,46	23,8	23,8	10,2	63,8	113
J.3/4LA	3/4	19,05	25,3	25,3	11,8	63,8	127
J.13/16LA	13/16	20,64	27,0	27,0	12,3	63,8	140
J.7/8LA	7/8	22,23	30,2	30,2	12,7	63,8	181
J.15/16LA	15/16	23,81	31,8	31,8	12,7	63,8	185
J.1"LA	1	25,40	33,4	33,4	12,7	63,8	185



J.F 3/8" drive hinged inch 12-point OGV® sockets

▷ Performance : to ANSI B 107.1, GGG.W.641E, ASME B 107.1.


	Ø d1 mm	Ø d2 mm	t mm	L mm	ΔΔ g
J.3/8F	14,0	19,0	8,3	47,5	55
J.7/16F	15,8	19,0	9,8	49,0	55
J.1/2F	18,3	19,0	11,3	50,5	60
J.9/16F	19,5	19,0	11,3	50,5	60
J.5/8F	22,0	19,0	12,8	53,5	70
J.11/16F	24,0	19,0	13,8	54,5	72
J.3/4F	25,8	19,0	15,8	56,5	80

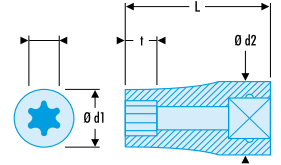


► Torx sockets®  3/8"

JTX 3/8" Torx® sockets

- For Torx® fasteners.
- Manual use.
- Polished chrome finish.



	Torx® no.	I★ A mm	Ø d1 mm	Ø d2 mm	t mm	L mm	ΔΔ g
JTX.8	E8	7,29	9,9	17,3	5,6	26	40
JTX.10	E10	9,19	11,8	17,3	6,4	26	40
JTX.12	E12	10,95	14,5	17,3	8,0	26	40
JTX.14	E14	12,67	15,7	17,3	8,8	26	50
JTX.16	E16	14,70	18,0	17,3	9,6	26	100



Set of Torx® sockets

JTX.40




- Sockets supplied on a rack.

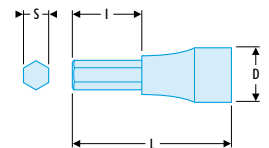

		Dimensions Torx®	Rack	ΔΔ g
JTX.40	5	E8 - E10 - E12 - E14 - E16	CKS.91	90

► Bit sockets  3/8"

JT 3/8" drive metric and inch bit sockets




- Removable bits.

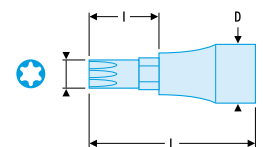
	S mm	Components  	D mm	I mm	L mm	ΔΔ g
JT.3	3	J.235 EH.103	18	15	45	31
JT.4	4	J.235 EH.104	18	15	45	31
JT.5	5	J.235 EH.105	18	15	45	32
JT.6	6	J.235 EH.106	18	15	45	33
JT.7	7	J.235 EH.107	18	15	45	34
JT.8	8	J.236 EH.208	18	17,5	47,5	43
JT.10	10	J.236 EH.210	18	17,5	47,5	50
JT.1/8	3,17	J.235 EH.101/8	18	15	45	31
JT.5/32	3,96	J.235 EH.105/32	18	15	45	31
JT.3/16	4,76	J.235 EH.103/16	18	15	45	31
JT.7/32	5,56	J.235 EH.107/32	18	15	45	32
JT.1/4	6,35	J.235 EH.101/4	18	15	45	33
JT.5/16	7,94	J.236 EH.205/16	18	17,5	47,5	43
JT.3/8	9,53	J.236 EH.203/8	18	17,5	47,5	50




JX 3/8" drive Torx® bit sockets

- Removable bits.


	Torx® no.	I★ A mm	Components  	D mm	I mm	L mm	ΔΔ g
JX.10	T10	2,72	J.235 EX.110	18	16	46	33,5
JX.15	T15	3,26	J.235 EX.115	18	16	46	33,5
JX.20	T20	3,84	J.235 EX.120	18	16	46	33,5
JX.25	T25	4,40	J.235 EX.125	18	16	46	33,5
JX.27	T27	4,96	J.235 EX.127	18	16	46	33,5
JX.30	T30	5,49	J.235 EX.130	18	16	46	33,5
JX.40	T40	6,60	J.236 EX.240	18	22,5	52,5	45
JX.45	T45	7,77	J.236 EX.245	18	22,5	52,5	45
JX.50	T50	8,79	J.236 EX.250	18	22,5	52,5	47,5
JX.55	T55	11,17	J.236 EX.255	18	22,5	52,5	61





i **Create your own bit sockets**





Bits




Series 1  1/4"
Series 2  5/16"


See section 7 p. 345

Bit holders  3/8"




⇒ **J.235**

 1/4" 6,35 mm




⇒ **J.236**

 5/16" 7,94 mm

p. 360

Rack set of 3/8" drive short and long-reach sockets

- Racks fit inside tool boxes, in roller cabinets, on panels.
- A range of sockets displayed for easy selection.

	Dimensions mm / "	Rack	ΔΔ g
J.40E	J : 7 - 8 - 9 - 10 - 11 - 12 - 13 - 14 - 15 - 16	CKS.94	380
JL.40E	JL : 7 - 8 - 9 - 10 - 11 - 12 - 13 - 14 - 15	CKS.94	590
JL.41E	JL : 16 - 17 - 18 - 19 - 21 - 22 - 24	CKS.94	870
J.40U	J : 1/4 - 5/16 - 3/8 - 7/16 - 1/2 - 9/16 - 5/8 - 11/16	CKS.94	340
JL.40U	JL : 1/4 - 5/16 - 3/8 - 7/16 - 1/2 - 9/16 - 5/8 - 11/16 - 3/4 - 13/16	CKS.94	840



Rack set of 3/8" drive metric hexagon bit sockets

JT.40

- Comprising :
- 6 bits : JT.4-5-6-7-8-10.
 - Rack CKS.91.
- ΔΔ : 280 g.



i **Special  3/8" sockets for automotive applications**

For details of our 3/8" special automotive sockets, see section 18

- Spark plug sockets
- Glow plug sockets.
- Drain plug sockets
- Injector sockets



► CDX[®] socket sets

CDX 

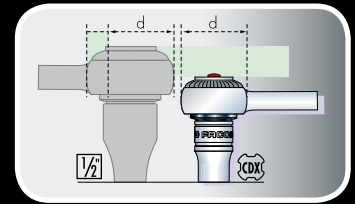
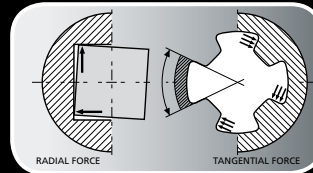
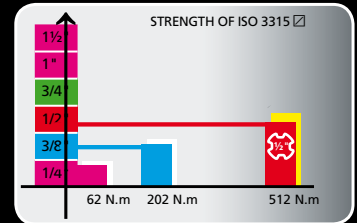
The solution to your accessibility problems



THE POWER OF A \square 1/2" RATCHET WITH THE COMPACTNESS OF A \square 3/8" !

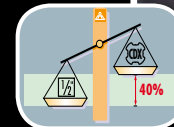
PERFORMANCE

- The special CDX[®] drive transmits more torque than a standard 1/2" square drive. With its shorter handle, the CDX[®] drive has the same torque and strength performance as a \square 1/2" drive while having the compactness of a \square 3/8".
- CDX[®] ratchets are tested to ISO 3315 paragraph. 5 applying to \square 1/2" ratchets.



USABILITY

- The locking mechanism resists a socket pull-off load of over 60 kg.
- Immediate socket release simply by pressing the button even with slippery or gloved hands.
- Compact ratchet is more manoeuvrable.
- Lighter :
CDX[®] is 40% lighter than a standard \square 1/2" ratchet = less weight to carry = less fatigue.

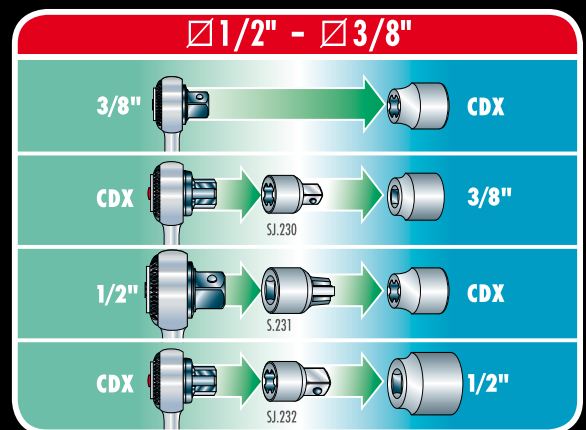


COMPATIBILITY

- CDX[®] drive can be used with \square 3/8" and \square 1/2" tools, either directly or via couplers.

A COMPREHENSIVE RANGE

- Standard and long-reach ratchets.
- Sockets 7 to 32 mm.
- 6 and 12-point.
- Locking extensions.
- Universal joint.
- Sliding tee.



Ratchets, sockets and accessories



CDX®

Metric socket and bit sets



SJ.440 12



CDX.4 6



CDX.5 6












		SJ.440	CDX.4	CDX.5
		SJ.171	SJ.171	SJ.174
		12	6	6
		SJ.	SJ.H	SJ.H
	7	•		
	8	•	•	•
	9	•	•	•
	10	•	•	•
	11	•	•	•
	12	•	•	•
	13	•	•	•
	14	•	•	•
	15	•	•	•
	16	•	•	•
	17	•	•	•
	18	•	•	•
	19	•	•	•
	21	•	•	•
	22	•	•	•
	23	•	•	•
24	•	•	•	
26	•		•	
27	•	•	•	
30		•	•	
32		•	•	
	SJ.240	•	•	•
	SJ.210R	•	•	•
	SJ.215R	•	•	•
	SJ.230		•	•
	SJ.231		•	•
	SJ.232			
	SJ.235	•		
	SJ.236	•		
	SJ.120	•		
	ED 2	•		
	3	•		
	4	•		
	EH 5	•		
	6	•		
	8	•		
	10	•		
	ES 6,5	•		
	8	•		
	10	•		
	PL.300A		PL.617	
	BP.109		BR.112	
	478 x 234 x 72 mm		389 x 164 x 66 mm	
		4,05	2,75	2,80



CDX® Metric socket sets

WITH ITS UNIQUE DESIGN,
THE CDX® RATCHET HAS THE TORQUING
POWER OF A 1/2" RATCHET BUT IS MUCH
MORE COMPACT. **P. 218**

		SJ.431A	SJ.430A	SJ.430AD	SJ.431B	MOD.CDX
		SJ.171	SJ.171	SJ.171	SJ.171	SJ.171
		6	12	12	6	6
		SJ.H	SJ.	SJ.	SJ.H	SJ.H
	7					
	8	•	•	•	•	•
	9	•	•	•	•	•
	10	•	•	•	•	•
	11	•	•	•	•	•
	12	•	•	•	•	•
	13	•	•	•	•	•
	14	•	•	•	•	•
	15	•	•	•	•	•
	16	•	•	•	•	•
	17	•	•	•	•	•
	18	•	•	•	•	•
	19	•	•	•	•	•
	21	•	•	•	•	•
	22	•	•	•	•	•
	23					
	24	•	•			•
	26	•	•			
	27	•	•			•
30						
32						
	SJ.240	•	•	•	•	•
	SJ.210R	•	•	•	•	•
	SJ.215R	•	•	•	•	•
	SJ.230					•
	SJ.231					
	SJ.232					•
	SJ.235					
	SJ.236					
SJ.120						
	ED 2					
	3					
	4					
	EH 5					
	6					
	8					
	10					
	ES 6,5					
	8					
	10					
		PL.425		PL.424	PL.298	PL.355
		BP.112			BT.112G	-
		389 x 164 x 66 mm				420 x 180 x 55 mm
		2,90 kg	2,90 kg	2,90 kg	3,10 kg	2,12 kg

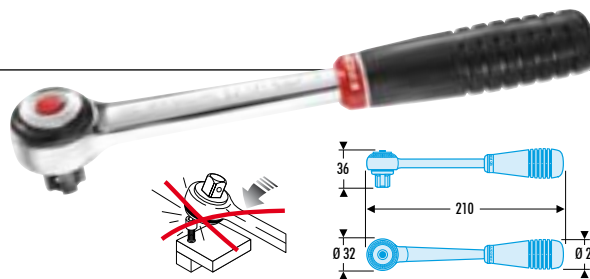


▶ CDX® ratchets

Locking CDX® ratchet

SJ.171

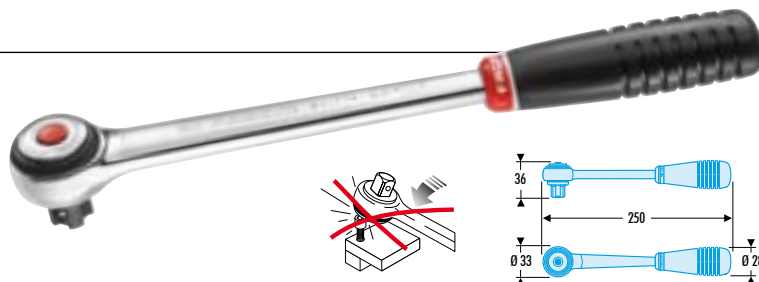
- CDX® drive.
 - 72 tooth mechanism. 5° increments.
 - "Palm control" system.
 - Satin chrome finish.
- ΔΔ : 280 g.



Long-reach locking CDX® ratchet

SJ.174

- CDX® drive.
 - 72 tooth mechanism. 5° increments.
 - "Palm control" system.
 - Satin chrome finish.
- ΔΔ : 320 g.



▶ CDX® accessories


i **Locking system = total safety**

- Resists a socket pull-off load of over 60 kg
- Prevents accidental socket loss
- Instantly unlocks by retracting the knurled ring.

Use only with sockets equipped with an internal ball notch.

SJ.R Locking CDX® extensions

- Safety lock.
 - Prevents the loss of sockets or accessories, the locking system is ideal in crowded assemblies.
1. Push fit.
 2. Socket positively locked.



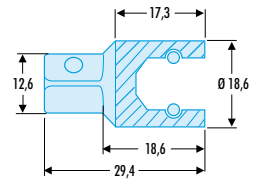
	B	D1	L	D2	ΔΔ
	mm	mm	mm	mm	g
SJ.210R	14,8	20,5	125	20,5	190
SJ.215R	14,8	20,5	250	20,5	360



CDX® to 3/8" coupler

SJ.230

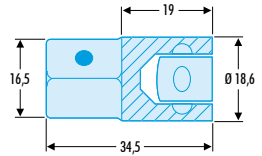
- Female CDX® drive.
- Male 3/8" square drive.
- For adapting \square 3/8" sockets and accessories to a CDX® ratchet.



CDX® to 1/2" coupler

SJ.232

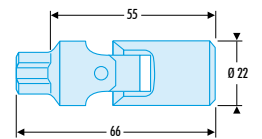
- Female CDX® drive.
 - Male 1/2" square drive.
 - For adapting sockets and accessories \square 1/2".
- $\Delta\Delta$: 46 g.



CDX universal joint®

SJ.240

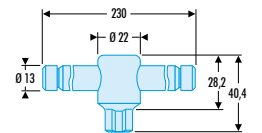
- Spring-stiffened joints.
 - Stays in position.
 - Optimum accessibility
- $\Delta\Delta$: 125 g.



CDX sliding tee®

SJ.120

- Sliding bar.
 - Friction-steadied head.
- $\Delta\Delta$: 300 g.

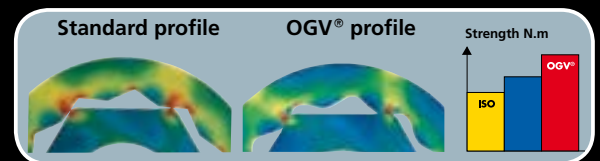


Facom OGV® profile

HIGHER TORQUE WITHOUT DAMAGING THE FASTENERS !

The OGV® profile is achieved by a succession of curves instead of the flats found in conventional sockets®.

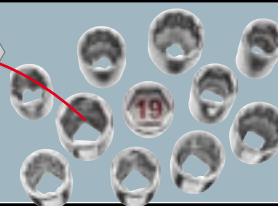
- **More powerful tightening :**
Larger contact area between socket and fastener minimises stress.
- **Less wear :**
Torque is transmitted through the fastener flats instead of the corners.
- **Increased durability :**
Stress concentration in the corners is eliminated.



The TAG socket inserts

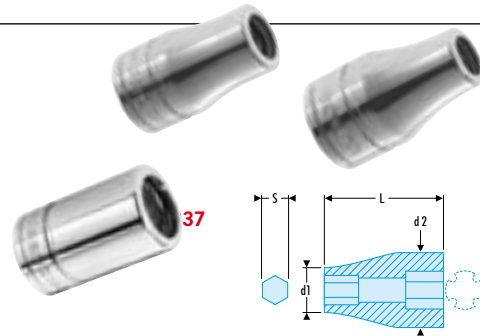
- Immediately identify your sockets.
- 6- or 12 point sockets.

TAG



CDX® spring-clip bit holders

⇒	S	d1	d2	L	ΔΔ
	"	mm	mm	mm	g
SJ.235	1/4	11,3	18,6	30	28
SJ.236	5/16	14	18,6	30	32
SJ.237	1/2	20,6	20,6	34,4	40

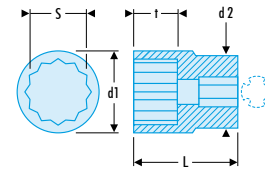


▶ CDX® OGV® sockets

SJ Metric OGV® sockets

• CDX® system.

⇒	⇒	S	Ø d1	Ø d2	t	L	ΔΔ
⊕	⊕	mm	mm	mm	mm	mm	g
SJ.7H	SJ.7	7	10,8	18,6	6,0	27	24
SJ.8H	SJ.8	8	12,8	18,6	6,5	27	25
SJ.9H	SJ.9	9	13,3	18,6	6,8	27	25
SJ.10H	SJ.10	10	14,5	19,7	7,5	27	25
SJ.11H	SJ.11	11	15,8	19,7	8	27	30
SJ.12H	SJ.12	12	17,0	19,7	9,0	27	32
SJ.13H	SJ.13	13	18,3	19,7	9,5	27	33
SJ.14H	SJ.14	14	19,5	18,6	11,0	30	35
SJ.15H	SJ.15	15	20,8	19,0	12,0	30	38
SJ.16H	SJ.16	16	22,0	20,0	12,0	30	41
SJ.17H	SJ.17	17	23,4	21,7	13,0	30	50
SJ.18H	SJ.18	18	24,7	21,7	13,5	33	60
SJ.19H	SJ.19	19	26,0	23,0	14,0	33	62
SJ.20H	SJ.20	20	27,2	22,2	15,0	33	62
SJ.21H	SJ.21	21	28,5	23,5	16,0	33	73
SJ.22H	SJ.22	22	29,5	23,5	16,5	33	75
SJ.23H	SJ.23	23	31,0	26,0	16,5	33	90
SJ.24H	SJ.24	24	31,3	26,3	16,5	33	87
SJ.26H	SJ.26	26	34,2	29,2	16,5	33	115
SJ.27H	SJ.27	27	35,5	30,5	19,0	38	140
SJ.28H		28	37	31,1	20	38	156
SJ.29H		29	38	31,9	20	38	159
SJ.30H		30	39,4	33,1	20	38	172
SJ.32H		32	41,4	33,1	20	38	191



▶ CDX bits®

Create your own bit sockets



Bits




Series 1 ⬡ 1/4"

Series 2 ⬡ 5/16" See section 7 p. 345


Bit holders



⇒ SJ.235



⇒ SJ.236



⇒ SJ.237

p. 360

⬡ 1/4" 6,35 mm ⬡ 5/16" 7,94 mm ⬡ 1/2" 12,70 mm



Standard \square 1/2" range

► Socket sets \square 1/2"

\square 1/2+1/4" Metric socket and bit sets

Ratchets, sockets and accessories

⇒ RS.440E 



⇒ RS.430E 



⇒ S.800 

















⇒ S.900 



⇒ S.447DP 

⇒ S.446DP 



		RS.440E	RS.430E	S.800	S.900	S.447DP	S.446DP
		S.161 + R.161	S.151 + R.151	S.161	S.161	S.161	S.161
\square 1/2" 12.7mm		S.H R.	S.H R.	S.H	S.H	S.H	S.
	5						
	5,5						
	6						
	7						
	8						
	9						
	10						
	11						
	12						
	13						
	14						
	15						
	16						
	17						
	18						
	19						
	21						
	22						
	23						
	24						
	26						
	27						
	28						
	29						
	30						
	32						
	34						
	S.206						
	S.208						
	S.210						
	S.210S						
	S.215						
	S.240A						
	S.120A						
	S.236						
	S.237						
	R.209						
	R.210						
	R.240A						
	R.235						
	R.236						
	EP						
	1						
	2						
	3						
	ED						
	1						
	2						
	3						
	ES						
	4,5						
	6,5						
	8						
	10						
	EH						
	3						
	4						
	5						
	6						
	7						
	8						
	10						
	EHL						
	4						
	5						
	6						
	7						
	8						
	10						
	EX						
	20						
	25						
	27						
	30						
	40						
	45						
	55						
	EXR						
	10						
	15						
	20						
	25						
	27						
	30						
	40						
	EXL						
	30						
	40						
	45						
	50						
	ENH						
	12						
	14						
		PL.714	PL.112A	PL.706	PL.705	PL.291APL.291A	
		BP.109					
		478 x 234 x 72 mm					
		3,92 kg	3,56 kg	4,70 kg	4,30 kg	5,00 kg	5,00 kg

Standard \square 1/2" range

\square 1/2"

Metric socket sets

- S.441AP
- SM.441EP
- S.441E

- S.440AP
- SM.440EP
- S.440E

- S.431ADP
- S.430ADP



S.161



SM.161



- S.431DP



- S.442EP



	S.441AP	SM.441EP	S.441E	S.440AP	SM.440EP	S.440E	S.431ADP	S.430ADP	S.442EP	S.431DP
	S.161	SM.161	S.151	S.161	SM.161	S.151	S.161	S.161	S.161	S.161
\square 1/2" .12.7mm	S.H	S.H	S.H	S.	S.	S.	S.H	S.	S.	S.H
8	•	•	•	•	•	•			•	
9	•	•	•	•	•	•			•	
10	•	•	•	•	•	•	•	•	•	•
11	•	•	•	•	•	•	•	•	•	•
12	•	•	•	•	•	•	•	•	•	•
13	•	•	•	•	•	•	•	•	•	•
14	•	•	•	•	•	•	•	•	•	•
15	•	•	•	•	•	•	•	•	•	•
16	•	•	•	•	•	•	•	•	•	•
17	•	•	•	•	•	•	•	•	•	•
18	•	•	•	•	•	•	•	•	•	•
19	•	•	•	•	•	•	•	•	•	•
20	•	•	•	•	•	•	•	•	•	•
21	•	•	•	•	•	•	•	•	•	•
22	•	•	•	•	•	•	•	•	•	•
23	•	•	•	•	•	•	•	•	•	•
24	•	•	•	•	•	•	•	•	•	•
26	•	•	•	•	•	•	•	•	•	•
27	•	•	•	•	•	•	•	•	•	•
28	•	•	•	•	•	•	•	•	•	•
29	•	•	•	•	•	•	•	•	•	•
30	•	•	•	•	•	•	•	•	•	•
32	•	•	•	•	•	•	•	•	•	•
34	•	•	•	•	•	•	•	•	•	•
	S.210	•	•	•	•	•	•	•	•	•
	S.215	•	•	•	•	•	•	•	•	•
	S.240A	•	•	•	•	•	•	•	•	•
	S.120A	•	•	•	•	•	•	•	•	•
	S.110	•	•	•	•	•	•	•	•	•
	PL.708						PL.701		P.21	PL.235
	BP.109								BT.6A	BT.109G
	478 x 234 x 72 mm								468 x 190 x 160 mm	470 x 195 x 53 mm
	5,95 kg	6,05 kg	5,95 kg	5,95 kg	6,05 kg	5,95 kg	4,88 kg	4,88 kg	7,68 kg	4,82 kg



1/2" Metric socket sets



LOCKING RATCHETS AND EXTENSIONS :
CAN RESIST A SOCKET PULL-OFF FORCE OF OVER.
600 NEWTONS
SECURE RATCHET/EXTENSION/SOCKET
ATTACHMENT
NO MORE LOST SOCKETS



		S.500	S.200DP	S.600	SM.600
		S.171	S.161	S.161	SM.161
1/2" .12.7mm		S.H	S.H	S.H	S.H
	8			•	•
	9				
	10	•	•	•	•
	11	•	•	•	•
	12	•	•	•	•
	13	•	•	•	•
	14	•	•	•	•
	15	•	•		
	16	•	•	•	•
	17	•	•	•	•
	18	•	•	•	•
	19	•	•	•	•
	20				
	21	•	•	•	•
	22	•	•	•	•
	23	•	•	•	•
	24	•	•	•	•
	26				
	27	•	•	•	•
	28				
29					
30	•	•	•	•	
32	•	•	•	•	
34					
	S.210		•		
	S.215		•	•	•
	S.240A	•	•	•	•
	S.210RC	•			
	S.215RC	•			
		PL.618		PL.619	
		BP.112			
		389 x 164 x 66 mm			
		3,57 kg	3,45 kg	3,45 kg	3,55 kg




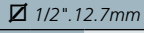










 1/2"

Metric socket sets

A WIDE RANGE OF SOCKET SETS TO MEET YOUR NEEDS...

... IN ALL SITUATIONS AND ALWAYS CLOSE TO HAND



		S.429EP	S.428EP	S.423AP	S.422AP	S.420B
		S.161	S.161	S.161	S.161	S.151
		6	12	6	12	12
		S.H	S.	S.H	S.	S.
	8			•	•	
	9			•	•	
	10	•	•	•	•	•
	11	•	•	•	•	•
	12	•	•	•	•	•
	13	•	•	•	•	•
	14	•	•	•	•	•
	15	•	•	•	•	•
	16			•	•	•
	17	•	•	•	•	•
	18			•	•	•
	19	•	•	•	•	•
	20					
	21			•	•	•
	22	•	•	•	•	•
	23			•	•	
	24	•	•	•	•	•
	26					
	27	•	•			
	28					
	29					
	30	•	•			
	32	•	•			
	34					
	S.210	•	•	•	•	
	S.215	•	•	•	•	•
	S.240A	•	•	•	•	
	S.120A	•	•			
	S.110					
	S.210RC					
	S.215RC					
		PL.10A		PL.422		PL.423
		BR.109		BR.112		
		478 x 234 x 72 mm		389 x 164 x 66 mm		
		4,03 kg	4,03 kg	2,92 kg	2,92 kg	2,33 kg

 S.429EP 

 S.428EP 



 S.423AP 

 S.422AP 



 S.420B 



\square 1/2" Metric socket modules



FACOM FOAM MODULES :

- HIGH DENSITY FOAM : GOOD RESISTANCE TO CRUSHING AND WORKSHOP SOLVENTS.
- EASY IDENTIFICATION OF MISSING TOOLS.

\Rightarrow MODM.S1A \square



\Rightarrow MOD.S1 \square













S.161



\Rightarrow MOD.SM1 \square



SM.161

	MODM.S1A	MOD.S1	MOD.SM1
	S.161	S.161	SM.161
	\square	\square	\square
\square 1/2" .12.7mm	S.H	S.H	S.H
	8	•	
	9		
	10	•	•
	11	•	•
	12	•	•
	13	•	•
	14	•	•
	15	•	•
	16	•	•
	17	•	•
	18	•	•
	19	•	•
	20		
	21	•	•
	22	•	•
	23	•	•
	24	•	•
	26		
	27	•	•
	28		
	29		
	30	•	•
	32	•	•
	34		
	S.210	•	•
	S.215	•	•
	S.240A	•	•
	S.120A	•	
	PM.S1A	PL.323	PL.323
	420 x 190 x 55 mm	-	420 x 180 x 55 mm
	3,45 kg	3,32 kg	3,42 kg



Standard \square 1/2" range

\square 1/2" Metric long-reach socket and bit sets



LONG-REACH SOCKETS :

- FOR TIGHTENING AND LOOSENING NUTS ON PROTRUDING THREADS.
- CLEARS OBSTACLES.
- EASIER ACCESS TO RECESSED FASTENERS.

		S.450EP	S.405E	S.404E	S.401A	S.400A	MOD.HLA	
		S.161	-	-	-	-	-	
\square 1/2" .12.7mm		S. S.LA	S.HLA	S.LA	S.H	S.	S.HLA	J.HLA
	7							•
	8	•			•	•		•
	9	•			•	•		•
	10	•			•	•		•
	11	•			•	•	\square 1/2"	•
	12	•	•	•	•	•	•	\square 3/8"
	13	•	•	•	•	•	•	
	14	•	•	•	•	•	•	
	15	•	•	•	•	•	•	
	16	•	•	•	•	•	•	
	17	•	•	•	•	•	•	
	18	•	•	•	•	•	•	
	19	•	•	•	•	•	•	
	21	•	•	•	•	•	•	
	22	•	•	•	•	•	•	
	23	•	•	•	•	•	•	
24	•	•	•	•	•	•		
26	•	•	•	•	•	•		
27	•	•	•	•	•	•		
28	•	•	•	•	•	•		
29	•	•	•	•	•	•		
30	•	•	•	•	•	•		
32	•	•	•	•	•	•		
	S.210	•						
	S.215	•						
	S.240A	•						
	S.120A	•						
	S.110	•						
	S.236	•						
	S.237	•						
	S.234	•						
	S.141A	•						
	ED 3	•						
	4	•						
	ENS 4	•						
	6	•						
	PLT.11, PL.23, PL.24A		PL.52B		PL.413		PL.609	
	BT.108		BP.109		BP.112		-	
	452 x 284 x 111 mm		478 x 234 x 72 mm		389 x 164 x 66 mm		420 x 180 x 55 mm	
	14,86 kg		4,65 kg	4,65 kg	2,69 kg	2,69 kg	1,62 kg	

S.450EP



S.405E

S.404E



S.401A

S.400A



MOD.HLA



\square 1/2" Torx® socket, bit and wrench sets



SEE SECTION 4 FOR TORX® RING WRENCHES
SEE SECTION 6 FOR TORX® BITS

⇒ RSX.427





















⇒ RSX.19A



⇒ MOD.TX1



		RSX.427P		RSX.19A		MOD.TX1	
		R.161 + S.161		-		-	
\square 1/2" .12.7mm		RTX.	STX.	RTX.	STX.	JTX.	STX.
	4	•					
	5	•					
	6	•		•			
	7	•		•		\square .3/8"	
	8	•		•		•	
	10	•	\square .1/2"	•	\square .1/2"	•	
	12	\square .1/4"	•	\square .1/4"	•	•	
	14		•		•	•	
	16		•		•	•	\square .1/2"
	18		•		•	•	•
20		•		•	•	•	
		AMZ.H					
		R.235		•		•	
		S.236		•		•	
		J.235				•	
		SXM		•		•	
		30		•		•	
\square .1/2"		40		•		•	
		45		•		•	
		50		•		•	
		EXR		•		•	
		10		•		•	
		15		•		•	
		20		•		•	
		25		•		•	
		27		•		•	
		30		•		•	
		40		•		•	
		EX		•		•	
		8		•		•	
		10		•		•	
		15		•		•	
		20		•		•	
		25		•		•	
		27		•		•	
		40				•	
		45				•	
		50				•	
		55				•	
		EX		•		•	
		245		•		•	
		250		•		•	
		255		•		•	
		6x8				•	
59TX		10x12				•	
		14x18				•	
		20x24				•	
		PL.220B		PL.393A		PL.360	
		BP.112		BP.102		-	
		389 x 164 x 66 mm		204 x 122 x 52 mm		420 x 180 x 55 mm	
		2,00 kg		0,62 kg		0,99 kg	

Standard \square 1/2" range

\square 1/2"

Inch socket and bit sets



\Rightarrow S.441AUP \odot
 \Rightarrow S.440AUP \odot



\Rightarrow S.450UP \odot PL.25



\Rightarrow S.420AU \odot



\Rightarrow MOD.S2 \odot




















S.161

\Rightarrow MOD.SM2 \odot



SM.161

\Rightarrow	S.441AUP	S.440AUP	S.450UP	S.420AU	MOD.S2	MOD.SM2
 \odot	S.161	S.161	S.161+S.156	S.151	S.161	SM.161
\square 1/2" .12.7mm	S.H	S.	S. S.LA	S.	S.	S.
	3/8	•	•	•	•	•
	7/16	•	•	•	•	•
	1/2	•	•	•	•	•
	9/16	•	•	•	•	•
	19/32	•	•	•	•	•
	5/8	•	•	•	•	•
	21/32	•	•	•	•	•
	11/16	•	•	•	•	•
	3/4	•	•	•	•	•
	25/32	•	•	•	•	•
	13/16	•	•	•	•	•
	7/8	•	•	•	•	•
	15/16	•	•	•	•	•
	31/32	•	•	•	•	•
	1	•	•	•	•	•
	1 1/16	•	•	•	•	•
	1 1/8	•	•	•	•	•
	1 1/4	•	•	•	•	•
	S.210	•	•	•	•	•
	S.215	•	•	•	•	•
	S.240A	•	•	•	•	•
	S.120A	•	•	•	•	•
	S.110	•	•	•	•	•
	S.236		•			
	S.237		•			
	S.234		•			
	S.141A		•			
	ED 3		•			
	+		•			
	ENS 14		•			
	•		•			
	PL.702		PLT.11 PL.23 PL.25A	PL.415	PL.604	
	BR.109		BT.108	BP.112	-	
	478 x 234 x 72 mm		452 x 284 x 111 mm	389 x 164 x 66 mm	420 x 180 x 55 mm	
	5,18 kg	5,18 kg	13,03 kg	2,43 kg	2,95 kg	3,05 kg



\square 1/2" "Standard" ratchets

Facom "round head" ratchets

\Rightarrow S.171
●●○○○○



\Rightarrow S.161
○●○○○○



\Rightarrow S.151
○○○○○○



\Rightarrow S.154
○○●○○○



\Rightarrow S.143A
○●○○○●



\Rightarrow S.153A
○●○○○●



The solution for congested spaces
Compact :
 • The Facom ratchet mechanism ensures a very compact round head.
Precise :
 • 72-tooth mechanism gives increments of only 5°.
High performance :
 • Meet the requirements of ISO 3315, DIN 3122 NF ISO 3315.

Metal grip ratchets

\Rightarrow S.155A
○●○○●○○



\Rightarrow S.157A
○●○○●○○



\Rightarrow S.158A
○●○○●○○



• Ideal for environments where PVC grips are vulnerable to solvent attack.

\Rightarrow S.156
Ratchet attachment.
Female drive : \square 1/2"..
Male drive : \square 1/2".

"Parking meter" ratchets

\Rightarrow SM.171
●●○○○○



\Rightarrow SM.161
○●○○○○



\Rightarrow SM.150
○●○○○○



Sturdy :
 • "Parking meter" ratchets are ideal for use in difficult working conditions : their mechanism is protected and has fewer teeth (50) than a "round-head" ratchet (72).
Ergonomic :
 • Recessed reverse lever avoids accidental reversal and is easier to operate with gloved hands.

 1/2"

Selection guide



Locking system

Safe : Locking system can resist a socket pull-off force of up to 600 Newtons. No lost sockets.
Ergonomic Immediate socket release simply by pressing the button, even with slippery or gloved hands.



Palm control system

Ergonomic Allows the operator to push down on the head of the ratchet while avoiding accidental reversal.



Long handle

Power : Transmits more torque without over-loading the ratchet mechanism.



Metal handle

Sturdy : Ideal for environments where PVC grips are vulnerable to solvent attack.
Grip : Knurled to avoid all risk of slippage.



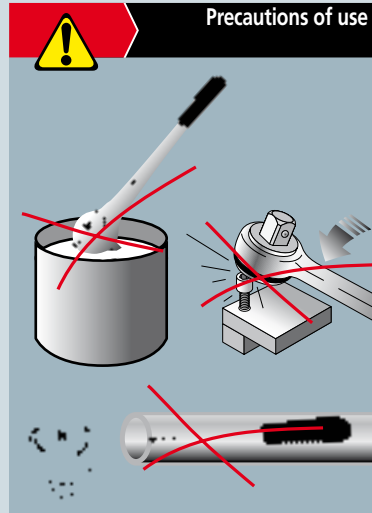
"Parking meter" ratchets

Ideal for use in difficult working conditions : protected mechanism.




Hinged handle

Hinged handle with stiffened joint for optimum clearance.



Precautions of use

	S.171	S.161	S.151	S.154	S.143A	S.153A	SM.171	SM.161	SM.150	S.155A	S.157A	S.158A	S.156
Advantages													
Locking system	●						●						
Palm control system	●	●			●	●	●	●	●	●	●	●	
Long handle				●		●					●	●	
Metal handle										●	●	●	
"Parking meter" head							●	●	●				
Hinged handle					●	●						●	
Characteristics													
Increments	5°	5°	5°	5°	5°	5°	7°	7°	7°	5°	5°	5°	5°
No of teeth	72	72	72	72	72	72	50	50	50	72	72	72	72
L (mm)	250	250	251	400	266	400	259.5	259.5	259.5	257	380	430	-
l (mm)	231	231	232	380	247	381	238	238	238	238	361	411	-
a (mm)	44	43	40	40	43	43	38	38	38	43	43	43	59
b (mm)	38.5	38.5	38.5	39.5	38	38	43	43	43	38.5	38.5	37	39
c (mm)	28.5	27.5	24.5	24.5	27.5	27.5	22.5	22.5	22.5	27.5	27.5	27.5	39
Ø (mm)	31	31	29	29	31	31	31	31	31	19	19	19	-
Δ g	495	490	475	780	598	755	600	605	580	570	725	930	230
Maintenance													
Knurl caps													
S.161C		●			●	●				●	●	●	
S.151C			●	●									
S.156C													●
SM.150C							●	●	●				
Spare parts kit													
S.161RN		●			●	●				●	●	●	
S.151RN			●	●									●
SM.150RN								●	●				
SM.171RN							●						
Square drives													
S.151R		●	●	●	●	●				●	●	●	●
SM.150-04								●	●	●			
SM.171-04							●						

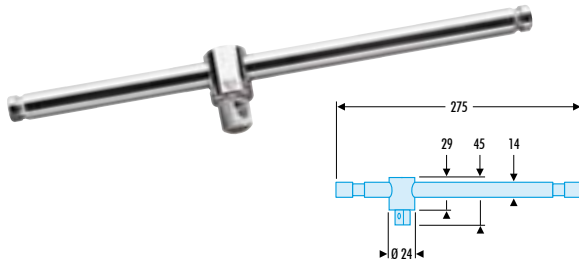


► Accessories  1/2"**1/2" drive sliding tee****S.120**

▷ Performance : to ISO 3315, DIN 3122, NF ISO 3315.

- Friction-head allows bar to form a T or L-handle.

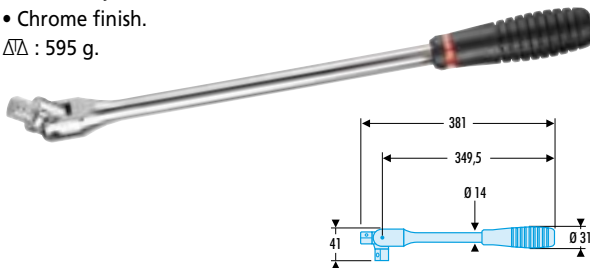
ΔΔ : 408 g.

**1/2" drive hinged handle 381 mm****S.141A**

▷ Performance : to ISO 3315, DIN 3122, NF ISO 3315.

- Stiffened joint.
- Chrome finish.

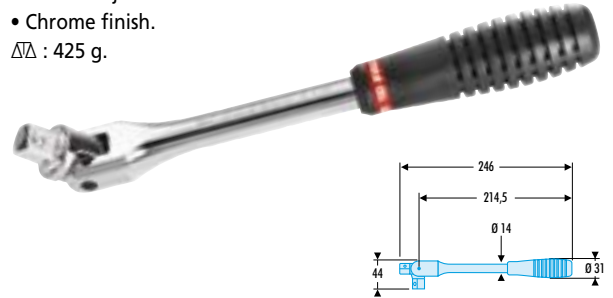
ΔΔ : 595 g.

**1/2" drive hinged handle 246 mm****S.140A**

▷ Performance : to ISO 3315, DIN 3122, NF ISO 3315.

- Stiffened joint.
- Chrome finish.

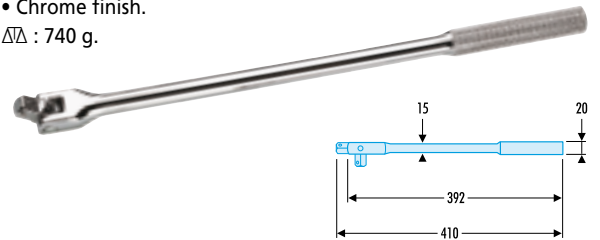
ΔΔ : 425 g.

**1/2" drive metal-grip hinged handle 410 mm****S.145**

▷ Performance : to ISO 3315, DIN 3122, NF ISO 3315.

- Stiffened joint.
- Chrome finish.

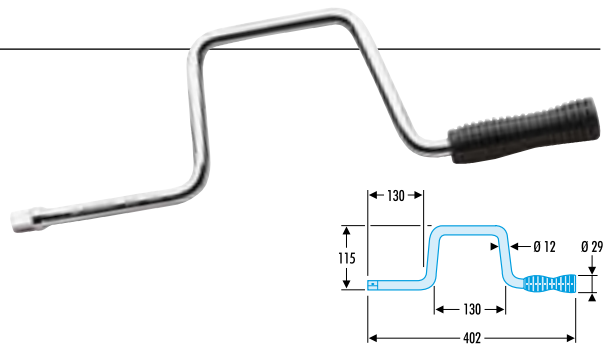
ΔΔ : 740 g.

**1/2" drive speed brace****S.110**

▷ Performance : to ISO 3315, DIN 3122, NF ISO 3315.

- Significant time-savings whenever space allows.
- PVC rotating handle.
- Chrome finish.

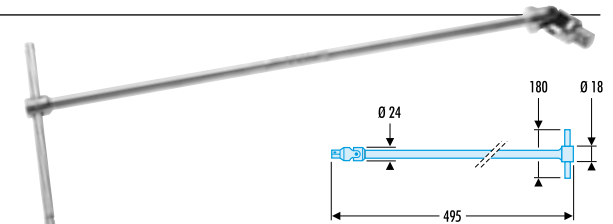
ΔΔ : 510 g.

**1/2" drive tee with universal joint 495 mm****S.229**

▷ Performance : to ISO 1174-1, DIN 3120, NF ISO 1174-1.

- Universal joint for high torques.

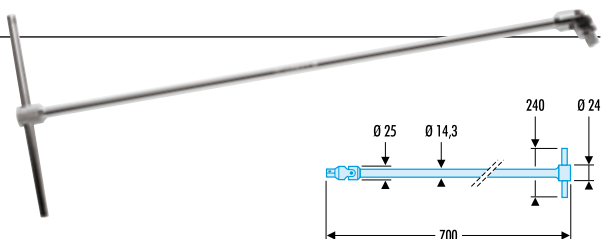
ΔΔ : 550 g.

**1/2" drive tee with universal joint 700 mm****S.228**

▷ Performance : to ISO 1174-1, DIN 3120, NF ISO 1174-1.

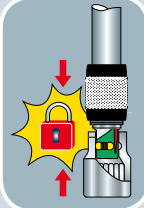
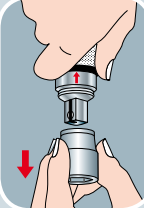

- Extended reach of tee-handle is ideal for particularly deep recesses.


ΔΔ : 1.2 kg.



i **Locking system = total safety**

- Resists a socket pull-off load of over 60 kg
- Prevents accidental socket loss
- Instantly unlocks by retracting the knurled ring.






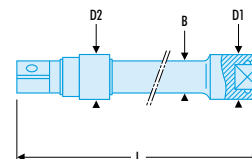

Use only with sockets equipped with an internal ball notch.

S.RC 1/2" drive locking extensions

- Total safety.
- Lock system prevents socket loss.
- Safety and instant release, by retracting knurled ring, for total user confidence.
- Positive locking for use with sockets with internal ball notch.





	\square	D1	B	D2	L	$\Delta\Delta$
	"	mm	mm	mm	mm	g
S.210RC	1/2	23	16,5	23	130	250
S.215RC	1/2	23	16,5	23	250	450
S.217RC	1/2	23	16,5	23	500	860




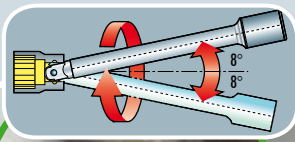
i **Wobble extensions**

**Inaccessible with a socket or a universal joint?
Use a wobble extension !**







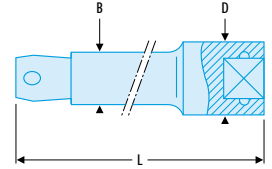
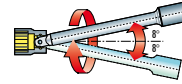






S 1/2" drive wobble extensions

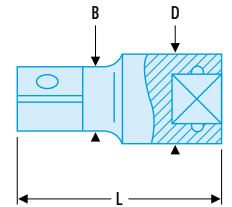
- Square drive rounded profile gives 8° working angle.
- Useful where access is restricted.

		D mm	B mm	L mm	ΔΔ g
S.208S	1/2	23	16,5	75	130
S.210S	1/2	23	16,5	130	225
S.215S	1/2	23	16,5	250	420

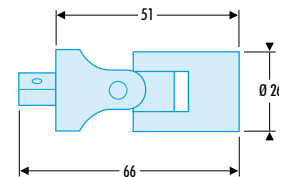
**S 1/2" drive extensions**


- ▷ Performance : to ISO 3316, DIN 3123, NF ISO 3316.
- Chrome finish.

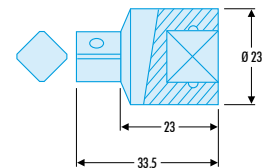
		D mm	B mm	L mm	ΔΔ g
S.206	1/2	23	16,5	52,5	90
S.208	1/2	23	16,5	75,0	130
S.210	1/2	23	16,5	130,0	225
S.215	1/2	23	16,5	250,0	420
S.217	1/2	23	16,5	500,0	840

**1/2" universal joint****S.240A**

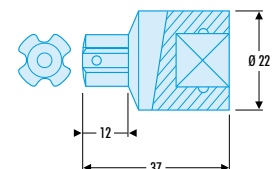
- ▷ Performance : to ISO 3316, DIN 3123, NF ISO 3316.
 - Spring-stiffened joint.
 - Stays in position when reaching for fasteners.
 - Significant time savings.
- ΔΔ : 150 g.

**1/2" to 3/8" coupler****S.230**

- ▷ Performance : to ISO 3316, DIN 3123, NF ISO 3316.
 - 1/2" female to 3/8" male square drive.
 - For adapting sockets and accessories  3/8".
 - Max. torque 212 N.m.
- ΔΔ : 55 g.

**1/2" to CDX® coupler****S.231**

- 1/2" female to CDX® male square drive.
- ΔΔ : 65 g.




Standard 1/2" range

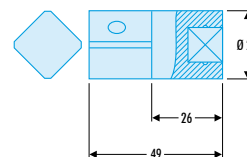
1/2" to 3/4" coupler

S.232B

▷ Performance : to ISO 3316, DIN 3123, NF ISO 3316.

- 1/2" female to 3/4" male square drive with plunger.
- For adapting sockets and accessories  3/4".
- Male square drive with plunger for positive locking of sockets and accessories.

ΔΔ : 135 g.



Set of 3 couplers

D.169

• Allows use of square drives smaller than socket drive sizes :

- 1/4" square drive + D.169RJ ▷ 3/8" socket.
- 3/8" square drive + D.169JS ▷ 1/2" socket.
- 1/2" square drive + D.169SK ▷ 3/4" socket.
- Compactness means that fewer tools are needed for in situ maintenance operations.
- Magnetic retainer and locking system (JS and SK).
- Knurl allows hand tightening where access is difficult.

ΔΔ : 96 g.

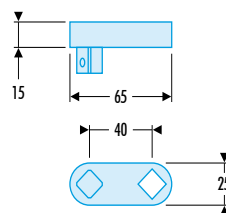


1/2" drive offset adaptor

S.234



- 1/2" female to 1/2" male square drive.
- Offset centrelines for enhanced accessibility.

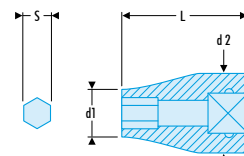
ΔΔ : 165 g.



1/2" drive spring-clip bit holders



▷ Performance : to ISO 1173, DIN 3126, NF ISO 1173.

	S		d1	d2	L	ΔΔ
	"	"	mm	mm	mm	g
S.236	5/16	1/2	14	23	36	54
S.237	1/2	1/2	20,5	23	44	70



1/2" drive lock-ring bit holder

E.F.S

	∅		Length	ΔΔ
	"	"	mm	g
E.F.S	1/4	1/2	50	88



► Special 1/2" OGV® sockets

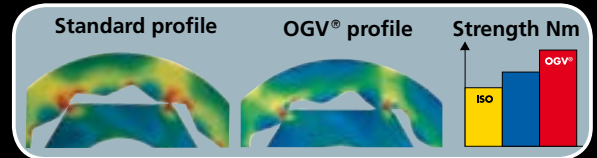


Facom OGV® profile

HIGHER TORQUE WITHOUT DAMAGING THE FASTENER !

The OGV® profile is achieved by a succession of curves instead of the flats found in conventional sockets®.

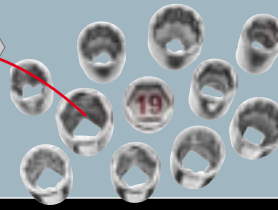
- **More powerful tightening :**
Larger contact area between socket and fastener minimises stress.
- **Less wear :**
Torque is transmitted through the fastener flats instead of the corners.
- **Increased durability :**
Stress concentration in the corners is eliminated.



Le TAG : pastilles pour douilles



- Immediately identify your sockets.
- 6- or 12 point sockets.

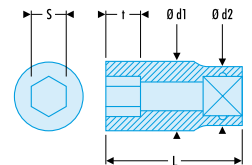
⇒ TAG



S 1/2" drive metric 6 and 12-point OGV® sockets

► Performance : to ISO 2725-1, DIN 3124, NF ISO 2725-1.



		S	Ø d1	Ø d2	t	L	ΔΔ
mm	mm	mm	mm	mm	mm	mm	g
S.8H	S.8	8	13,1	22,8	6,5	36	48
S.9H	S.9	9	13,8	22,8	6,5	36	48
S.10H	S.10	10	15,3	22,8	7,8	36	48
S.11H	S.11	11	16,5	22,8	9,0	36	51
S.12H	S.12	12	17,8	22,8	9,5	36	52
S.13H	S.13	13	18,9	22,8	10,4	36	55
S.14H	S.14	14	20,2	22,8	10,5	36	57
S.15H	S.15	15	21,4	22,8	12,0	36	60
S.16H	S.16	16	22,6	21,6	12,0	36	57
S.17H	S.17	17	24,1	23,1	13,0	36	61
S.18H	S.18	18	25,5	23,4	13,0	36	68
S.19H	S.19	19	26,6	24,6	14,0	36	69
S.20H	S.20	20	27,4	25,4	14,0	36	71
S.21H	S.21	21	29,1	25,1	16,0	38	93
S.22H	S.22	22	30,4	26,4	16,5	38	101
S.23H	S.23	23	31,6	27,6	16,5	38	122
S.24H	S.24	24	32,7	28,7	16,5	38	130
S.25H	S.25	25	34,1	27,7	16,5	38	139
S.26H	S.26	26	35,4	29	16,5	38	149
S.27H	S.27	27	36,6	29,2	19,0	44	164
S.28H	S.28	28	37,9	30,5	20,0	44	175
S.29H	S.29	29	38,7	31,3	20,0	44	179
S.30H	S.30	30	40,4	33	20,0	44	201
S.31H	S.31	31	41,6	34,2	20,0	44	205
S.32H	S.32	32	42,6	35,1	20,0	44	215
S.34H	S.34	34	44,9	37,5	20,0	44	240

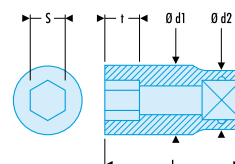


Standard 1/2" range

S 1/2" drive inch 6 and 12-point OGV® sockets



▷ Performance : to GGG.W.641E, ANSI B 107.1.

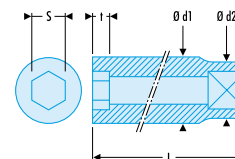
		S "	Ø d1 mm	Ø d2 mm	t mm	L mm	ΔΔ g
S.3/8H	S.3/8	3/8	14,7	22,8	7,8	36	48
S.7/16H	S.7/16	7/16	16,5	22,8	9,0	36	51
S.1/2H	S.1/2	1/2	18,9	22,8	10,4	36	55
S.9/16H	S.9/16	9/16	20,2	22,8	10,5	36	58
S.19/32H	S.19/32	19/32	21,4	22,8	12,0	36	60
S.5/8H	S.5/8	5/8	22,6	21,6	12,0	36	65
S.21/32H	S.21/32	21/32	24,1	23,1	13,0	36	65
S.11/16H	S.11/16	11/16	24,6	22,6	13,0	36	71
S.3/4H	S.3/4	3/4	27	25	14,0	36	68
S.25/32H	S.25/32	25/32	27,9	25,9	14,0	36	72
S.13/16H	S.13/16	13/16	28,6	24,6	16,0	38	96
S.7/8H	S.7/8	7/8	30,4	26,4	16,5	38	99
S.15/16H	S.15/16	15/16	32,7	28,7	16,5	38	132
S.31/32H	S.31/32	31/32	34,1	27,7	16,5	38	142
S.1"H	S.1"	1	34,7	28,3	16,5	38	152
S.1"1/16H	S.1"1/16	1 1/16	36,6	29,2	19,0	44	164
S.1"1/8H	S.1"1/8	1 1/8	38,7	31,3	20,0	44	182
S.1"3/16H	S.1"3/16	1 3/16	40,4	33	20,0	44	201
S.1"1/4H	S.1"1/4	1 1/4	42,5	35,1	20,0	44	229



S.LA 1/2" drive long-reach metric 6 and 12-point OGV® sockets


▷ Performance : to ISO 2725-1, DIN 3124, NF ISO 2725-1.

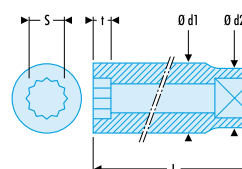
		S mm	Ø d1 mm	Ø d2 mm	t mm	L mm	ΔΔ g
S.12HLA	S.12LA	12	17,8	21	12	77	105
S.13HLA	S.13LA	13	19,0	21,8	12	77	115
S.14HLA	S.14LA	14	20,3	21,8	15	77	120
S.15HLA	S.15LA	15	21,5	21,8	15	77	125
S.16HLA	S.16LA	16	22,8	22,0	15	77	128
S.17HLA	S.17LA	17	24	23,0	15	77	140
S.18HLA	S.18LA	18	25	24,0	18	77	160
S.19HLA	S.19LA	19	26,5	25,0	18	77	160
S.21HLA	S.21LA	21	29,0	27,0	18	77	200
S.22HLA	S.22LA	22	30,0	28,0	21	77	215
S.23HLA	S.23LA	23	31,5	29,0	21	77	232
S.24HLA	S.24LA	24	32,8	30,0	24	77	255
S.26HLA	S.26LA	26	35,0	32,0	24	77	280
S.27HLA	S.27LA	27	36,5	33,0	27	77	310
S.28HLA	S.28LA	28	37,8	34,0	27	77	330
S.29HLA	S.29LA	29	39,0	35,0	27	77	355
S.30HLA	S.30LA	30	40,0	36,0	30	77	355
S.32HLA	S.32LA	32	42,8	38,0	33	77	408




S.LA 1/2" long-reach inch 12-point OGV® sockets

▷ Performance : to GGG. W.641E, ANSI B 107.1, ASME B 107.1.


	S "	Ø d1 mm	Ø d2 mm	t mm	L mm	ΔΔ g
S.1/2LA	1/2	19,0	22,3	8,1	82,2	135
S.9/16LA	9/16	20,6	22,3	9,6	82,2	138
S.5/8LA	5/8	22,3	22,3	10,9	82,2	150
S.11/16LA	11/16	24,4	24,4	10,9	82,2	160
S.3/4LA	3/4	26,9	26,9	12,4	82,2	165
S.13/16LA	13/16	28,7	28,7	12,9	82,2	175
S.7/8LA	7/8	30,2	30,2	14,0	82,2	200
S.15/16LA	15/16	31,7	31,7	15,0	82,2	225
S.1"LA	1	33,3	33,3	15,2	82,2	255
S.1"1/16LA	1 1/16	36,5	36,5	16,0	82,2	320
S.1"1/8LA	1 1/8	38,1	38,1	16,7	82,2	350
S.1"1/4LA	1 1/4	42,9	42,9	16,7	82,2	430




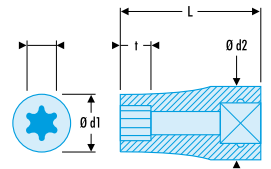
Rack sets of 1/2" drive metric and inch sockets


	⊕ dimensions mm - "	Rack	ΔΔ g
S.40E	8-9-10-11-12-13-14-15-16	CKS.95	570
S.41E	17-18-19-20-21-22-23-24	CKS.95	690
S.40U	3/8-7/16-1/2-9/16-19/32-5/8-21/32	CKS.97	465
S.41U	11/16-3/4-13/16-7/8-15/16-1"	CKS.95	650


▶ **Torx® sockets**  1/2"**STX Torx® 1/2" sockets**

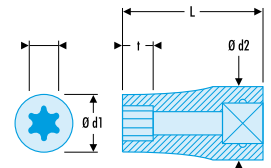
- Drive  1/2".
- For Torx® fasteners.
- Manual use.
- Chrome finish.

	Torx® no.	I★ A mm	Ø d1 mm	Ø d2 mm	t mm	L mm	ΔΔ g
STX.12	E12	10,95	15,0	21	8,0	37	47
STX.14	E14	12,67	16,3	21	8,8	37	47
STX.16	E16	14,70	18,8	22	9,6	37	57
STX.18	E18	16,38	20,4	22	11,1	37	57
STX.20	E20	18,16	22,9	22	12,7	37	63
STX.24	E24	21,84	26,5	22	16,1	37	97



**GSX Torx® 1/2" machine sockets**

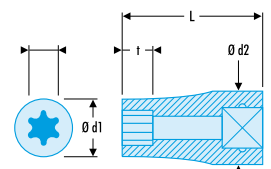
- Drive  1/2".
- For Torx® fasteners.
- Machine use

	Torx® no.	I★ A mm	Ø d1 mm	Ø d2 mm	t mm	L mm	ΔΔ g
GSX.10	E10	9,19	13,0	25	6,35	38	61
GSX.12	E12	10,95	14,4	25	7,90	38	62
GSX.14	E14	12,67	17,0	25	8,70	38	66
GSX.16	E16	14,70	20,0	25	9,50	38	74
GSX.18	E18	16,38	21,5	25	11,10	38	75
GSX.20	E20	18,16	25,0	30	12,70	38	119
GSX.24	E24	21,84	30,0	30	15,90	38	136

**Torx® 1/2" socket sets**

- Sockets supplied on a rack.


	⊕	Dimensions Torx®	 *	Rack	ΔΔ g
STX.40	5	E12 - E14 - E16 - E18 - E20	1/2	CKS.90	320
RSX.J6	6	E6 - E8 - E10 - E12 - E14 - E16	1/2-1/4	CKS.98	205



▶ Bit sockets 1/2"

STM 1/2" drive metric hexagon bit sockets




- For hexagon socket heads.
- Non-removable bits.


	S mm	D mm	I mm	L mm	ΔΔ g
STM.4	4,00	22,8	24	60	59
STM.5	5,00	22,8	24	60	60
STM.6	6,00	22,8	24	60	62
STM.7	7,00	22,8	24	60	64
STM.8	8,00	22,8	24	60	65
STM.10	10,00	22,8	24	60	80
STM.12	12,00	23,1	24	60	102
STM.14	14,00	23,1	24	60	127
STM.17	17,00	23,4	24	60	152
STM.19	19,00	23,4	24	60	162



STM 1/2" drive inch hexagon bit sockets

- For hexagon socket heads.
- Removable bits.

	S		Components		D mm	I mm	L mm	ΔΔ g
	"	mm						
ST.1/4	1/4	6,35	S.236	EH.201/4	23	17	54	67
ST.5/16	5/16	7,94	S.236	EH.205/16	23	17	54	67
ST.3/8	3/8	9,52	S.236	EH.203/8	23	17	54	74
ST.7/16	7/16	11,11	S.237	ENH.307/16	23	31	70	110
ST.1/2	1/2	12,70	S.237	ENH.301/2	23	31	70	117
ST.9/16	9/16	14,29	S.237	ENH.309/16	23	31	70	125
ST.5/8	5/8	15,88	S.237	ENH.305/8	23	31	70	143
ST.3/4	3/4	19,05	S.237	ENH.303/4	23	31	70	165




Set of 1/2" drive metric hexagon bit sockets


STM.J9

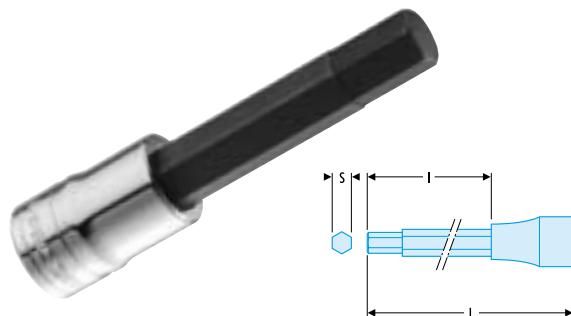
- Comprising : STM.5, STM.6, STM.7, STM.8, STM.10, STM.12, STM.14, STM.17, STM.19.
- Plastic case BP.102 : 204 x 122 x 52 mm.
- Tray PL.458.



SHP 1/2" drive long-reach metric hexagon bit sockets


- Long-reach series.
- Non-removable bits.
- Square drive  1/2".

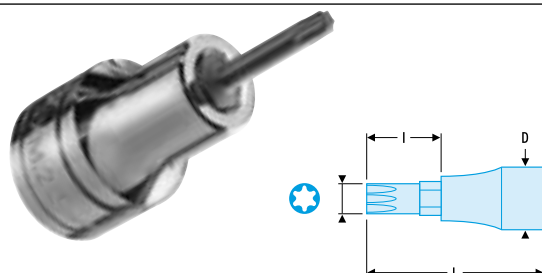
	S mm	I mm	L mm	ΔΔ g
SHP.6LA	6	64	100	77
SHP.7LA	7	64	100	78
SHP.8LA	8	64	100	79
SHP.10LA	10	104	140	132
SHP.12LA	12	64	100	144
SHP.5ELA	5	144	180	112
SHP.6EL1A	6	104	140	93
SHP.6EL2A	6	184	220	127



SXM 1/2" drive Torx® bit sockets


- Non-removable bits.

	Torx® no.	I★ A mm	D mm	I mm	L mm	ΔΔ g
SXM.20	T20	3,84	22,8	24	60	58
SXM.25	T25	4,40	22,8	24	60	58
SXM.27	T27	4,96	22,8	24	60	59
SXM.30	T30	5,49	22,8	24	60	59
SXM.40	T40	6,60	22,8	24	60	62
SXM.45	T45	7,77	22,8	24	60	63
SXM.50	T50	8,79	22,8	24	60	74
SXM.55	T55	11,17	22,8	24	60	96
SXM.60	T60	13,17	23,1	24	60	117



SX.LA 1/2" drive long-reach Torx® bit sockets

• Non-removable bits.

	Torx® no.	A mm	D mm	l mm	L mm	ΔΔ g
SX.40LA	T40	6,60	22,8	84	120	95
SX.45LA	T45	7,77	22,8	84	120	95
SX.55LA	T55	11,17	22,8	104	140	220
SX.70LA	T70	15,49	23,1	104	140	280



Set of 1/2" drive Torx® bit sockets

AMEX.3

• Comprising : SXM.20, SXM.25, SXM.27, SXM.30, SXM.40, SXM.45, SXM.50, SXM.55, SXM.60.

• Plastic case BP.102 : 204 x 122 x 52 mm.


• Tray PL.455.

ΔΔ : 865 g.



SV.B 1/2" drive XZN® spline bit sockets


• Non-removable bits.


	Ø Screw	D mm	l mm	L mm	ΔΔ g
SV.6B	M6	22,8	24	60	60
SV.8B	M8	22,8	24	60	60
SV.10B	M10	22,8	24	60	70
SV.12B	M12	22,8	24	60	80
SV.14B	M14	22,8	24	60	100
SV.16B	M16	23,1	24	60	110



SV.LB 1/2" drive long-reach XZN® spline bit sockets

• Non-removable bits.

	Ø Screw	D mm	l mm	L mm	ΔΔ g
SV.6LB	M6	22,8	64	100	80
SV.8LB	M8	22,8	64	100	80
SV.10LB	M10	22,8	64	100	90
SV.10ELB	M10	22,8	120	120	110
SV.12LB	M12	22,8	64	100	120
SV.12ELB	M12	22,8	104	140	150
SV.14LB	M14	22,8	64	100	150



Special 1/2" sockets for automotive applications



For details of our 1/2" special automotive sockets, see section 18.

- Spark plug sockets
- Cylinder head sockets
- Injector sockets




Rack sets of 1/2" drive bit sockets

ST : for hexagon socket heads.


SX : for Torx® heads.

SV : for XZN® spline heads.


	Sizes	Rack	ΔΔ g
ST.40	STM 6-8-10-12-14-17-19	CKS.97	830
ST.41	SHPLA 6-7-8-10-12	CKS.90	610
SX.41	SXM 20-25-27-30-40-45-50-55	CKS.95	640
SV.40A	SVA 6-8-10-12	CKS.90	340
SV.41A	SVLB 8-10-12	CKS.90	440





i **Create your own bit sockets**




Bits




Series 2  5/16"


Series 3  1/2"


See section 7 p. 351

Bit holders  1/2"




S.236

 5/16" 7,94 mm



S.237

 1/2" 12,70 mm

p. 360

Set of 1/2" drive XZN® spline bit sockets

SV.J8A

- Non-removable bits for high torques
- Comprising :
Short-reach bits SV.6B, SV.8B, SV.10B, SV.12B.
Long-reach bits SV.6LB, SV.8LB, SV.10LB, SV.12LB.
- Tray PL.247 : 220 x 136 x 28 mm.
- $\Delta\Delta$: 805 g.



Set of 1/2" drive long reach XZN® spline bit sockets

SV.LJ6A


- Long-reach non-removable bits for high torques.
- Comprising :
Long-reach bits SV.6LB, SV.8LB, SV.10LB, SV.12LB.
Extra-long-reach bits SV.10ELB, SV.12ELA.
- Tray PL.258 : 170 x 170 x 34 mm.
- $\Delta\Delta$: 800 g.



Cylinder head tightening and loosening tool module

MOD.CH

- Comprising :
- D.34B7L, D.34B9L, D.34B10L, D.34B12L, D.34B14L, D.34B16L.
- SV.6LB, SV.8LB, SV.14LB.
- SV.10ELB, SV.12ELB.
- JTX.8, JTX.10.
- STX.12, STX.14, STX.16, STX.18, STX.20.
- SX.55LA, SX.70LA.
- SHP.6LA, SHP.8LA, SHP.10LA, SHP.12LA.






12-piece set of 1/2" square drive sockets with long-reach monobloc TORX®, XZN® and hexagon bits

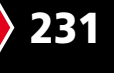
MOD.SHPPB

- Ideal for light vehicle cylinder heads.
- Tray PL.336.
- Dimensions : 420 x 180 x 55 mm.



				$\Delta\Delta$ kg
MOD.SHP	40-45-55-70	5-6-7-8	6-8-10-12	1,740





Metric socket sets



FARMING EQUIPMENT MAINTENANCE



INDUSTRIAL MAINTENANCE



HGV MAINTENANCE

 **K.421N** 

 **K.420N** 

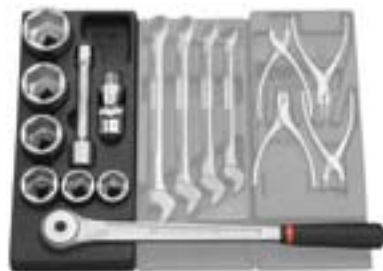


 **K.433E** 

 **K.432E** 










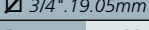












 **MOD.K2** 



 **MOD.K1** 



	K.421N	K.420N	K.433E	K.432E	MOD.K2	MOD.K1
	K.151B	K.151B	K.151B	K.151B	K.152	K.151B
						
	K.HB	K.B	K.HB	K.B	K.HB	K.HB
	22	•	•			
	23					
	24	•	•			
	27	•	•			
	30	•	•	•	•	
	32	•	•	•	•	
	33			•	•	
	34	•	•	•	•	•
	36	•	•	•	•	•
	38			•	•	
	41	•	•	•	•	•
	42			•	•	
	46	•	•	•	•	•
	50	•	•	•	•	•
	54			•	•	
	55			•	•	•
	K.210B	•	•	•	•	•
	K.215B	•	•	•	•	
	K.120B	•	•	•	•	•
	K.240A				•	
	K.140A					
	K.125A					
	K.230B					•
	PL.42		PL.40		PL.662	PL.324
	BT.103G		BT.103G		-	-
	643 x 230 x 111 mm		643 x 230 x 111 mm		420 x 190 x 65 mm	420 x 355 x 65 mm
	12,90 kg	12,90 kg	16,30 kg	16,30 kg	7,46 kg	8,29 kg

 3/4"

Inch and long-reach metric socket sets



 K.442U 



 SK.452U 




























 K.415E 



 K.405E 



	K.442U	SK.452U	K.415E	K.405E
 K.151B	K.151B	K.151B + S.151		K.151B
 12	 12	 12	 12	 6
 3/4" .19,05mm	K.B	K.B	S.	K.LA
				
22			•	•
23			•	•
24			•	•
26			•	•
27			•	•
29			•	•
30			•	•
32			•	•
34			•	•
36			•	•
38			•	•
41			•	•
42			•	•
				
3/8			•	
7/16			•	
1/2			•	
9/16			•	
19/32			•	
5/8			•	
21/32			•	
11/16			•	
3/4			•	
25/32			•	
13/16			•	
3/4	•			
7/8	•		•	
15/16	•		•	
31/32			•	
1	•	 .3/4"	•	
1'1/16	•	•	•	
1'1/8	•	•	•	
1'1/4	•	•	•	
1'5/16	•		 .1/2"	
1'3/8	•	•		
1'7/16	•	•		
1'1/2	•	•		
1'5/8	•	•		
1'11/16	•			
1'3/4	•			
1'13/16	•	•		
1'7/8	•			
2'	•	•		
2'1/8	•			
2'3/16	•			
2'1/4	•			
 K.210B	•	•		•
 K.215B	•	•		•
 K.120B	•	•		•
 K.240A	•			
 K.140A	•			
 K.125A	•			
 S.210			•	
 S.215			•	
 S.120A			•	
 S.240A			•	
 S.110			•	
	-	PL.22	PL.43	PL.60A
	BT.6A	BT.6A	BT.103G	BT.111
	468 x 190 x 160 mm	468 x 190 x 160 mm	643 x 230 x 111 mm	396 x 224 x 82 mm
	22,1 kg	16,2 kg	16,27 kg	9,30 kg

K.152

Compact and precise ratchet 3/4"

25% MORE COMPACT FOR CONFINED SPACES !



ERGONOMIC

- Ergonomic handle providing 2-handed grip for high torques.

PERFORMANCE

- Precise : 72 tooth mechanism, 5° increments.
- Powerful and strong : 17 teeth in mesh during torquing.
- Monobloc ratchet : lighter and more manoeuvrable.
- Confined spaces : head 25% more compact than traditional ratchets.

SAFETY FIRST

- Plunger lock ratchet/sockets/accessories.



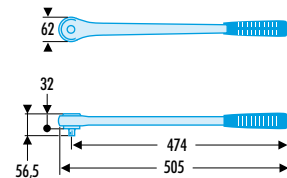

Compact 3/4" drive ratchet

K.152

▷ Performance : to ISO 3315, DIN 3122, NF ISO 3315.

- Very lightweight monobloc ratchet for increased manoeuvrability.
- Compact head.
- Ergonomic handle providing 2-handed grip.
- 5° increments (only 1/72 of a turn).
- High-power from 17 teeth in mesh when torque is applied.
- Plunger safety lock.
- Chrome finish.

ΔΔ : 1.67 kg.



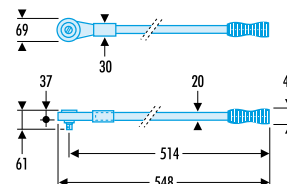


3/4" drive ratchet with removable handle

K.154B

▷ Performance : to ISO 3315, DIN 3122, NF ISO 3315.

- 5° increments (only 1/72 of a turn).
- High-power from 17 teeth in mesh when torque is applied.
- Plunger safety lock.
- Chrome finish.

ΔΔ : 2.4 kg.



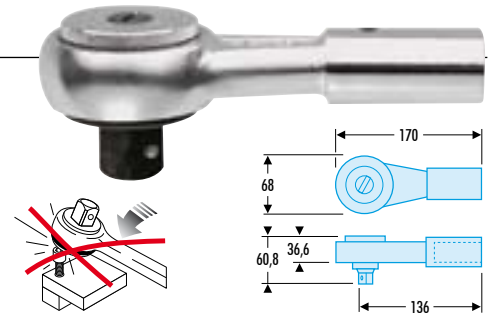
	Description
K.154AM	Handle for K.154B



3/4" drive ratchet without handle

K.151B

- ▷ Performance : to ISO 3315, DIN 3122, NF ISO 3315.
 - 5° increments (only 1/2 of a turn).
 - High-power from 17 teeth in mesh when torque is applied.
 - For use with bars K.125 or K.126 and handle K.154AM.
 - Plunger safety lock.
 - Chrome finish.
- ΔΔ : 1.2 kg.



K.149

Ratchet  3/4" for heavy maintenance

A HEAVY-DUTY RATCHET SUITABLE FOR ANY JOB AND ANY SITUATION !

COMFORT OF USE

- Ergonomic reverse lever for easy inversion even when wearing gloves.
- Recessed reversing lever : avoids accidental change of direction.
- Removable handle.



PERFORMANCE

- Sturdy : 40 tooth mechanism. 9° increments.
- "Parking meter" head limits the entry of foreign matter into the mechanism.

SAFETY FIRST

- Plunger lock ratchet/sockets/accessories.



Heavy industry



Farming machinery



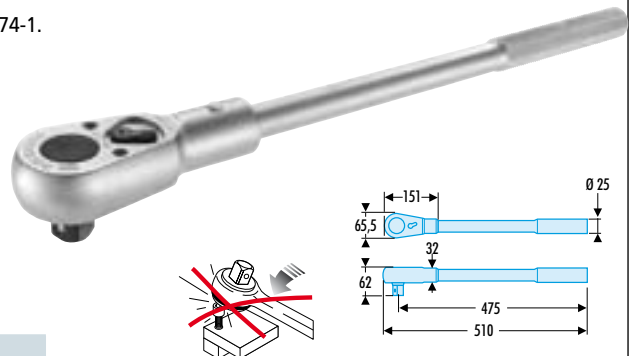
Heavy goods vehicles

3/4" drive "Site" ratchet

New

K.149

- ▷ Performance : to ISO 3315, DIN 3122, NF ISO 3315, NF ISO 1174-1.
 - Suitable for outdoor working.
 - Sturdy mechanism protected against dirt.
 - Recessed reversing switch :
 - 9° increments.
 - Removable handle.
 - Length 510 mm.
 - 40 tooth mechanism.
 - Plunger safety lock.
 - Matt chrome finish.
- ΔΔ : 2.85 kg.








	Description
K.149RN	Repair kit
K.149M	Handle for ratchet K.149



Maintenance of 3/4" drive ratchets

- Ratchet maintenance is straightforward :
For continued serviceability, simply clean and replace worn parts periodically.

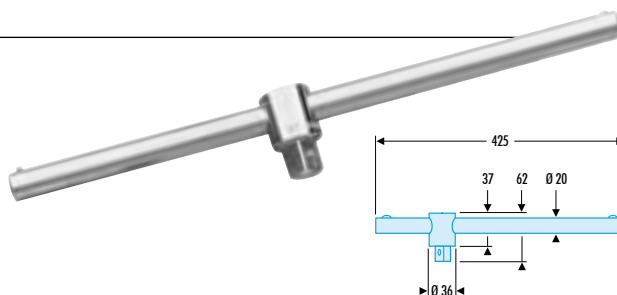
		K.150	K.150A	K.151	K.151A	K.151B	K.152	K.154A	K.154B	K.149
 Knurl caps K.152C M.151C K.151BC							•			
	 Spare parts kit K.151RN S.152RN K.150RN			•	•	•		•	•	
			•	•						
							•			
 Square drives K.152R K.150R K.150AR K.151AR							•			
		•								
			•							
					•	•		•	•	
 Repair kit K.149RN										•

▶ Accessories 3/4"

3/4" drive sliding tee

K.120B

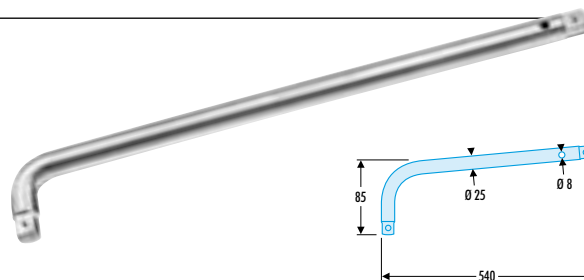
- ▷ Performance : to ISO 3315, DIN 3122, NF ISO 3315.
 - Ball-steadied head.
 - T or L-handle.
 - Chrome finish.
- ΔΔ : 1.3 kg.



3/4" drive angle bar

K.130A

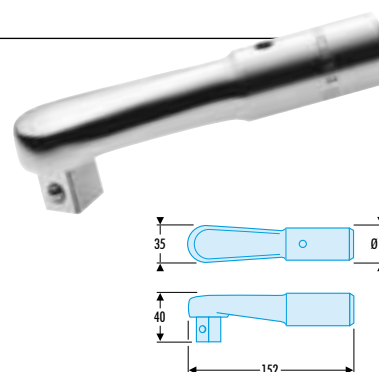
- Takes 3/4" socket on either end :
 - Short end for high torques
 - Long end for pre-tightening or in recesses.
 - Chrome finish.
- ΔΔ : 2.3 kg.



3/4" drive fixed adaptor

K.200E

- ▷ Performance : to ISO 3315, DIN 3122, NF ISO 3315.
 - For use with bars K.125 and K.126.
 - Chrome finish.
- ΔΔ : 630 g.

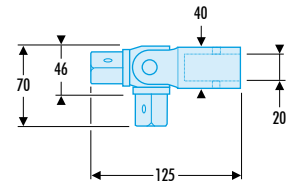


3/4" drive hinged adaptor**K.140A**

▷ Performance : to ISO 3315, NF ISO 3315.

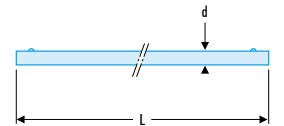

- For use with bars K.125 and K.126.
- Fastener rotation from any angle.
- Spring-steadied in any position.
- Chrome finish.

ΔΔ : 760 g.

**K 3/4" drive bars**


• Extended handles for ratchet K.151A and adaptors K.140A and K.200E.

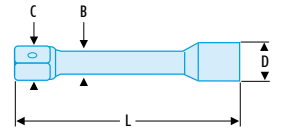
	d mm	L mm	ΔΔ kg
K.125A	20	425	1,04
K.126A	20	500	1,22

**K.B 3/4" drive extensions**

▷ Performance : to ISO 3316, DIN 3123, NF ISO 3316.

• Chrome finish.

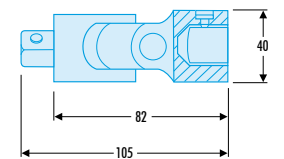
	B mm	C mm	D mm	L mm	ΔΔ g
K.208B	25	25	36	100	410
K.210B	20	25	36	200	620
K.215B	20	25	36	400	1130

**3/4" universal joint****K.240A**


▷ Performance : to ISO 3316, DIN 3123, NF ISO 3316.

- Spring-stiffened joints.
- Stays in position when reaching for fasteners.
- Significant time savings.
- Chrome finish.

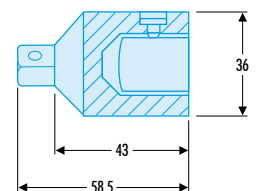
ΔΔ : 550 g.

**3/4" to 1/2" coupler****K.230B**

▷ Performance : to ISO 3316, DIN 3123, NF ISO 3316.

- For adapting sockets and accessories  1/2".
- Interchangeable 1/2" male square ref. K.230B1.
- Max. torque 512 N.m.
- Chrome finish, phosphate square.

ΔΔ : 250 g.



Truck \square 3/4" range

Interchangeable 1/2" male drive

K.230B1

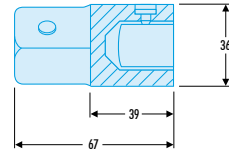
- Interchangeable 1/2" male drive for \square 3/4" to \square 1/2" coupler reference K.230B



3/4" to 1" coupler

K.232A

- ▷ Performance : to ISO 3316, DIN 3123, NF ISO 3316.
- For adapting sockets and accessories \square 1".
- Chrome finish.
- △△ : 340 g.



▶ Sockets \square 3/4" OGV[®]

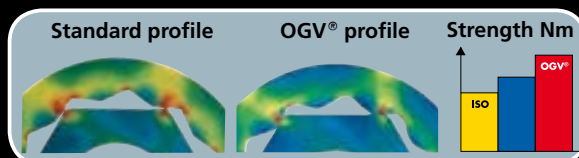


Facom OGV[®] profile

HIGHER TORQUE WITHOUT DAMAGING THE FASTENER !

The OGV[®] profile is achieved by a succession of curves instead of the flats found in conventional sockets[®].

- **More powerful tightening :**
Larger contact area between socket and fastener minimises stress.
- **Less wear :**
Torque is transmitted through the fastener flats instead of the corners.
- **Increased durability :**
Stress concentration in the corners is eliminated.



TAG socket inserts

- Immediately identify your sockets.
- 6- or 12 point sockets.

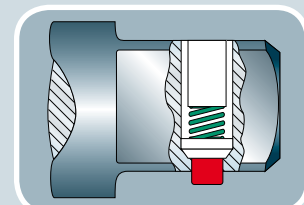
⇒ TAG



\square 3/4" - 1" Locking sockets and accessories

SAFETY AND COMFORT

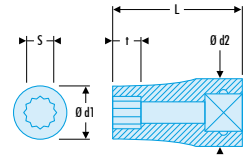
- Lock system prevents accidental socket loss during use.
- Quick release simply by pressing the plunger.
- Compatible with standard ball-lock tools.







K.B 3/4" drive metric 6 and 12-point OGV® sockets

▷ Performance : to ISO 2725-1, DIN 3124, NF ISO 2725-1.

- OGV® profile.
- Secure attachment of plunger lock accessories.
- Quick release button.
- Chrome finish.



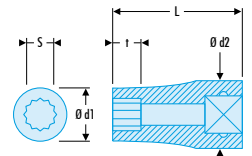
		S	Ø d1	Ø d2	t	L	ΔΔ
		mm	mm	mm	mm	mm	g
K.19HB	K.19B	19	29,9	36	14	49	207
K.21HB	K.21B	21	31,9	36	14	49	208
K.22HB	K.22B	22	33,4	36	14	51	221
K.23HB	K.23B	23	35,7	36	14	52,5	244
K.24HB	K.24B	24	35,7	36	16	52,5	237
K.26HB	K.26B	26	38,7	36	16	52,5	231
K.27HB	K.27B	27	39,5	36	18	52,5	232
K.28HB	K.28B	28	40,8	36	18	52,5	239
K.29HB	K.29B	29	42	36	18	52,5	245
K.30HB	K.30B	30	43,2	36	20	59	282
K.32HB	K.32B	32	45,7	36	22	59	301
K.33HB	K.33B	33	47,9	36	22	59	330


		S	Ø d1	Ø d2	t	L	ΔΔ
		mm	mm	mm	mm	mm	g
K.34HB	K.34B	34	48,2	36	24	59	322
K.35HB	K.35B	35	49,9	36	24	59	344
K.36HB	K.36B	36	50,7	36	24	59	347
K.38HB	K.38B	38	54	40	27	66,9	478
K.40HB	K.40B	40	55,9	40	27	66,9	493
K.41HB	K.41B	41	57	40	27	66,9	504
K.42HB	K.42B	42	59,4	40	27	66,9	552
K.44HB	K.44B	44	61,9	40	28	66,9	587
K.46HB	K.46B	46	63,2	40	30	75	641
K.50HB	K.50B	50	68,2	40	33	75	725
K.54HB	K.54B	54	73,9	45	36	75	880
K.55HB	K.55B	55	74,5	45	36	75	875


K.B 3/4" drive inch 12-point OGV® sockets

▷ Performance : to GGG.W.641E, ANSI B 107.1, ASME B 107.1.

- OGV® profile.
- Secure attachment of plunger lock accessories.
- Quick release button.
- Chrome finish.





	S	S	Ø d1	Ø d2	t	L	ΔΔ
	"	mm	mm	mm	mm	mm	g
K.3/4B	3/4	19,05	29,9	36	14	49	207
K.7/8B	3/4	22,23	33,4	36	14	51	220
K.15/16B	15/16	23,81	35,7	36	14	51	233
K.1"B	1"	25,40	37,7	36	14	52,5	250
K.1"1/16B	1 1/16"	26,99	39,5	36	18	52,5	232
K.1"1/8B	1 1/8"	28,58	41,4	36	18	52,5	241
K.1"3/16B	1 3/16"	30,16	43,2	36	20	59	280
K.1"1/4B	1 1/4"	31,75	45,7	36	22	59	304
K.1"5/16B	1 5/16"	33,34	47,9	36	22	59	326
K.1"3/8B	1 3/8"	34,93	49,9	36	24	59	343
K.1"7/16B	1 7/16"	36,51	50,7	36	24	59	339

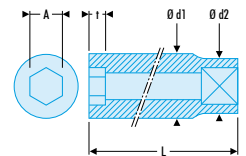
	S	S	Ø d1	Ø d2	t	L	ΔΔ
	"	mm	mm	mm	mm	mm	g
K.1"1/2B	1 1/2"	38,1	54	40	27	66,9	478
K.1"9/16B	1 9/16"	39,69	55,9	40	27	66,9	498
K.1"5/8B	1 5/8"	41,28	57	40	27	66,9	498
K.1"11/16B	1 11/16"	42,86	60,4	40	27	66,9	564
K.1"3/4B	1 3/4"	44,45	61,9	40	28	66,9	586
K.1"13/16B	1 13/16"	46,04	63,2	40	30	75	641
K.1"7/8B	1 7/8"	47,63	65,9	40	33	75	699
K.2"B	2"	50,80	68,2	40	33	75	698
K.2"1/8B	2 1/8"	53,98	73,9	45	36	75	880
K.2"3/16B	2 3/16"	55,56	74,5	45	36	75	855
K.2"1/4B	2 1/4"	57,15	76,9	45	36	75	913

K.LA 3/4" long-reach metric 6-point OGV® sockets

▷ Performance : to ISO 2725-1, DIN 3124, NF ISO 2725-1.


	S	Ø d1	Ø d2	t	L	ΔΔ
	mm	mm	mm	mm	mm	g
K.19LA	19	29,8	36	18	87,5	339
K.21LA	21	32,0	36	18	87,5	367
K.22LA	22	33,5	36	21	87,5	391
K.23LA	23	35,8	38	21	87,5	461
K.24LA	24	35,8	38	24	87,5	400
K.26LA	26	38,8	36	24	87,5	474
K.27LA	27	39,6	38	27	87,5	480
K.29LA	29	42,1	40	27	87,5	505
K.30LA	30	43,3	40	30	87,5	530
K.32LA	32	45,8	40	33	87,5	540
K.33LA	33	48,0	45	33	87,5	600
K.34LA	34	48,3	45	33	87,5	656
K.35LA	35	50,0	45	33	87,5	707
K.36LA	36	50,8	45	36	87,5	672

	S	Ø d1	Ø d2	t	L	ΔΔ
	mm	mm	mm	mm	mm	g
K.38LA	38	54,1	45	36	87,5	772
K.41LA	41	57,1	45	40	87,5	778
K.42LA	42	59,5	45	40	87,5	863



KT.A 3/4" drive metric bits for hexagon socket heads

- Interchangeable bits with plunger lock.

	S	Bit only	ΔΔ
	mm		g
KT.14A	14	ET.1914	297
KT.17A	17	ET.1917	307
KT.19A	19	ET.1919	314



Mammoth 1" range






▶ Metric socket sets 1"

Set of 1" drive 6-point sockets 42 to 82 mm

M.431E

• Comprising :
Metal case.
BT.101 : 768 x 344 x 158 mm.
Tray PL.57.

			$\Delta\Delta$ kg
M.431E		M.151	46

M.HA 	46-50-54-55-58-60-63-65-67-70 71-75-77-80-82 mm	 M.120A  M.210A
		 M.151  M.215A








Set of 1" drive 6-point sockets 58 to 100 mm

M.441E

• Comprising :
Metal case.
BT.101 : 768 x 344 x 158 mm.
Tray PL.54.

			$\Delta\Delta$ kg
M.441E		M.151	64,2

M.HA 	58-60-63-65-67-70-71-75-77-80 82-85-90-95-100 mm	 M.120A  M.210A
		 M.151  M.215A








Set of 1" drive 6-point sockets 41 to 80 mm

M.423E

• Comprising :
Metal case.
BT.104 : 568 x 344 x 123 mm.
Tray PL.85.

			$\Delta\Delta$ kg
M.423E		M.151	29,7

M.HA 	41-46-50-55-60-65-70 75-80 mm	 M.120A  M.210A
		 M.151  M.215A








▶ Inch socket sets 1"

Set of 1" drive sockets 17/8" to 33/8"

M.431U

• Comprising :
Metal case.
BT.101 : 768 x 344 x 158 mm.
Tray PL.58.

			$\Delta\Delta$ kg
M.431U		M.151	39,5

M.HA 	1 7/8" - 2" - 2 1/8" - 2 3/16" - 2 1/4" - 2 3/8" 2 1/2" - 2 5/8" - 2 3/4" - 3" - 3 1/8" - 3 3/8"	 M.120A  M.210A
		 M.151  M.215A

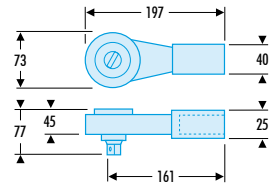


► Ratchets and accessories  1"**1" drive ratchet without handle****M.151**

► Performance : to ISO 3315, DIN 3122, NF E 74.365.

- 5° increments.
- For use with bars M.125 or M.126 and handle M.120.
- Chrome finish.


ΔΔ : 2.1 kg.

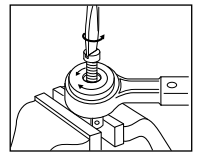
**Spare parts kit for ratchet M.151**

M.151RN Worm parts kits : comprising spring, screw and pawl.


M.151C Knurl cap.

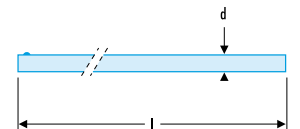

M.151R Square drive.

	ΔΔ g
M.151RN	80
M.151C	120
M.151R	470

**M.125A - 126A bars for ratchet M.151**

- Chrome finish.
- Used as extension handles on ratchet M.151.

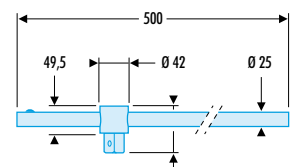
	d mm	l mm	ΔΔ kg
M.125A	25	500	1,9
M.126A	25	700	2,7

**1" drive sliding tee****M.120A**

► Performance : to ISO 3315, DIN 3122, NF ISO 3315.

- Friction-head allows bar to form a T or L-handle.
- Chrome finish.

ΔΔ : 2.4 kg.




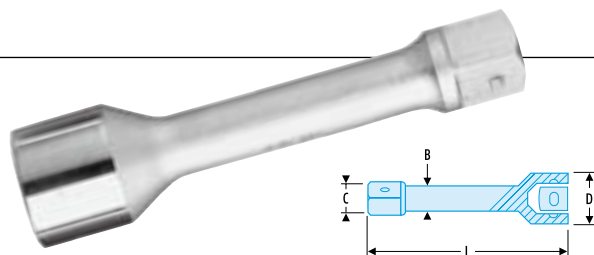
Mammoth 1" range

M 1" drive extensions

▷ Performance : to ISO 3316, DIN 3123, NF ISO 3316.

- Plunger safety lock.
- Chrome finish.

	B	C	D	L	$\Delta\Delta$
	mm	mm	mm	mm	kg
M.210A	25	33	48	200	1,1
M.215A	25	33	48	415	2



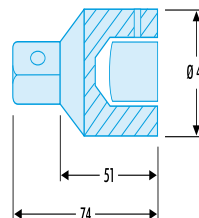
1" to 3/4" coupler

M.230C

▷ Performance : to ISO 3316, DIN 3123, NF ISO 3316.

- Maximum torque 1412 N.m.
- 1" female to 3/4" male square drive.
- For adapting 3/4" drive sockets.
- Interchangeable 3/4" male square ref. M.230C1.
- Chrome body, burnished male drive.

$\Delta\Delta$: 415 g.



Interchangeable 3/4" male drive

M.230C1

- Maximum torque 1412 N.m.
- Interchangeable 3/4" male square attaches to 1" to 3/4" coupler ref. M.230C
- Burnished finish.

$\Delta\Delta$: 111 g.



▷ Sockets 1"

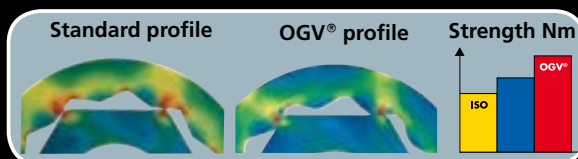


Facom OGV[®] profile

HIGHER TORQUE WITHOUT DAMAGING THE FASTENER !

The OGV[®] profile is achieved by a succession of curves instead of the flats found in conventional sockets[®].

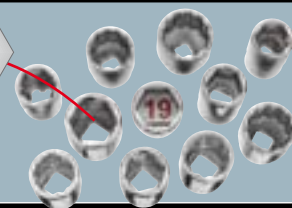
- **More powerful tightening :**
Larger contact area between socket and fastener minimises stress.
- **Less wear :**
Torque is transmitted through the fastener flats instead of the corners.
- **Increased durability :**
Stress concentration in the corners is eliminated.



TAG socket inserts

- Immediately identify your sockets.
- 6- or 12 point sockets.

 TAG

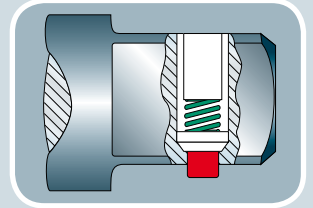


 \varnothing 3/4" - 1"

Locking of sockets and accessories

SAFETY AND COMFORT


- Lock system prevents accidental socket loss during use.
- Quick release simply by pressing the plunger.
- Compatible with standard ball-lock tools.

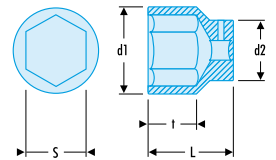


M.HA 1" drive metric 6-point OGV® sockets

▷ Performance : to ISO 2725-1, DIN 3124, NF ISO 2725-1.

- Thinner, lighter body.
- Secure attachment of plunger lock accessories.
- Push-button release.
- Chrome finish.


	S	Ø d1	Ø d2	t	L	ΔΔ
	mm	mm	mm	mm	mm	g
M.41HA	41	56,9	51,3	25	74	685
M.46HA	46	64,4	51,3	30	76	852
M.50HA	50	69,4	51,3	33	80	968
M.54HA	54	74,4	56,3	31	84	1262
M.55HA	55	75,4	56,3	36	84	1262
M.58HA	58	79,6	56,3	35	85	1354
M.60HA	60	82,4	56,3	39	87	1432
M.63HA	63	85,4	58,3	35	92	1545
M.65HA	65	88,4	58,3	42	92	1652
M.67HA	67	90,4	58,3	39	92	1687
M.70HA	70	94,4	58,3	45	96	1921
M.71HA	71	95,4	58,3	45	96	1904
M.75HA	75	100,4	65,3	48	100	2261
M.77HA	77	107,4	65,3	51	100	2715
M.80HA	80	107,4	65,3	52	106	2800
M.82HA	82	109,4	65,3	52	110	2880
M.85HA	85	113,4	73,3	52	110	3225
M.90HA	90	120,4	73,3	56	110	3555
M.95HA	95	126,4	73,3	56	110	3800
M.100HA	100	132,4	73,3	56	115	4225

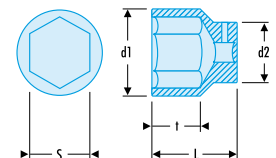


M.HA 1" drive inch 6-point OGV® sockets

▷ Performance : to GGG.W.641E, ANSI B 107.1, ASME B 107.1.

- Thinner, lighter body.
- Secure attachment of plunger lock accessories.
- Push-button release.
- Chrome finish.

	S	S	Ø d1	Ø d2	t	L	ΔΔ
	"	mm	mm	mm	mm	mm	g
M.1'13/16HA	1'13/16	46,04	64,4	51,3	30	76	852
M.1'7/8HA	1'7/8	47,63	66,4	51,3	29	80	929
M.2'HA	2"	50,8	70,4	51,3	31	80	1000
M.2'1/8HA	2'1/8	53,98	74,4	56,3	31	84	1262
M.2'3/16HA	2'3/16	55,56	75,4	56,3	35	84	1253
M.2'1/4HA	2'1/4	57,15	78,5	56,3	35	84	1368
M.2'3/8HA	2'3/8	60,33	82,4	56,3	39	87	1439
M.2'1/2HA	2'1/2	63,5	86,4	58,3	35	92	1570
M.2'5/8HA	2'5/8	66,68	90,4	58,3	39	92	1704
M.2'3/4HA	2'3/4	69,85	94,4	58,3	45	96	1904
M.3'HA	3"	76,2	103,4	65,3	51	100	2347
M.3'1/8HA	3'1/8	79,37	107,4	65,3	51	106	2770
M.3'3/8HA	3'3/8	85,72	113,4	73,3	56	110	3225






Impact socket sets

DEVELOPED FOR YOUR POWER TOOLS

PERFORMANCE

- Specially designed to resist the stresses from impact (section 14), or "Dynamact" tools (section 15). Their special steel and heat treatment ensure a very high yield strength and wear resistance.



SAFETY

- All sockets and accessories feature a groove and side-hole to UNI ISO 2725. Locking is ensured by a through-pin and retaining ring (to be ordered separately).
- Never fit chrome-finished manual sockets Impact tools.

Pins		Rings	
	Ø x L mm		Ø bore x Ø in mm
GA.15A	2,5 x 15,0	BA.16A	2,4 x 16,0
GA.18A	2,5 x 18,0	BA.19A	2,4 x 19,0
GA.20A	3,0 x 20,0	BA.21A	2,4 x 21,0
GA.24A	3,0 x 24,0	BA.20A	3,5 x 20,2
GA.37A	4,0 x 37,0	BA.24A	3,5 x 24,0
GA.43A	5,0 x 43,0	BA.25A	3,5 x 25,0
GA.75A	6,0 x 75,0	BA.38A	3,5 x 38,0
GA.84A	6,0 x 84,0	BA.46A	3,5 x 46,0
		BA.75A	5,7 x 75,0
		BA.85A	5,7 x 85,0

Choosing impact tools

Type of tool	Drive	Sizes		
SOCKET 	<ul style="list-style-type: none"> Ø 3/8" Ø 1/2" Ø 3/4" Ø 1" Ø 1 1/2" 	<ul style="list-style-type: none"> 6 → 19 mm 8 → 32 mm ; 3/8" → 1" 1/16 17 → 46 mm ; 3/4" → 1" 5/8 21 → 77 mm 55 → 120 mm 	<ul style="list-style-type: none"> 12 → 16 → 22 mm 	
TORX® SOCKET 	<ul style="list-style-type: none"> Ø 1/2" 	E10 → E24		
LONG-REACH SOCKET 	<ul style="list-style-type: none"> Ø 1/2" Ø 3/4" Ø 1" 	<ul style="list-style-type: none"> 8 → 32 mm 17 → 46 mm 22 → 70 mm 	<ul style="list-style-type: none"> 8 → 32 mm 21 → 36 mm 24 → 50 mm 	
EXTRA-LONG-REACH SOCKET 	<ul style="list-style-type: none"> Ø 1" 	30, 32, 33 mm		
MONOCLOC BIT 	<ul style="list-style-type: none"> Ø 1/2" Ø 3/4" 	<ul style="list-style-type: none"> 5 → 19 mm 17 → 24 mm 	T30 → T60	
EXTENSION 	<ul style="list-style-type: none"> Ø 3/8" Ø 1/2" Ø 3/4" Ø 1" Ø 1 1/2" 	<ul style="list-style-type: none"> L : 76 - 150 mm L : 50 - 252 mm L : 100 - 330 mm L : 125 - 330 mm L : 250 - 330 mm 		
UNIVERSAL JOINT 	<ul style="list-style-type: none"> Ø 3/8" Ø 1/2" 	1 modèle par carré d'entraînement		
COUPLER 	<ul style="list-style-type: none"> Ø 3/8" Ø 1/2" Ø 3/4" Ø 1" Ø 1 1/2" 	<ul style="list-style-type: none"> Ø 3/8" → Ø 1/2" Ø 1/2" → Ø 3/4" Ø 3/4" → Ø 1" Ø 1" → Ø 1 1/2" Ø 1 1/2" → Ø 2 1/2" 	<ul style="list-style-type: none"> Ø 3/8" → Ø 1/4" Ø 1/2" → Ø 3/8" Ø 3/4" → Ø 1" Ø 1" → Ø 3/4" Ø 1 1/2" → Ø 1" 	
DYNAMACT WRENCH 	<ul style="list-style-type: none"> Ø 3/4" Ø 1" 	<ul style="list-style-type: none"> 1000 N.m 2000 N.m 		
IMPACT SCREWDRIVER 	<ul style="list-style-type: none"> Ø 3/8" Ø 1/2" 	<ul style="list-style-type: none"> 200 N.m 400 N.m 	p.	




► Impact sockets and accessories 3/8"



Safety first


- For your safety, use impact sockets and accessories with the appropriate rings and pins.
- Never fit chrome-finished manual sockets or accessories to impact tools.

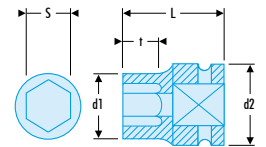
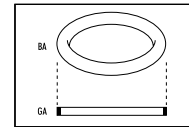


NJ.A 3/8" drive metric 6-point impact sockets

▷ Performance : to ISO 2725-2, NF ISO 2725-2.


- For your safety, use impact sockets with the appropriate rings and pins.

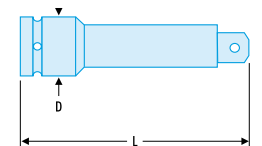
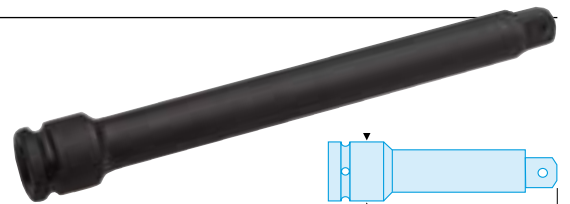
	S mm	∅ d1 mm	∅ d2 mm	T mm	L mm	GA	BA	ΔΔ g
NJ.6A	6	11,5	19	6	30	GA.15A	BA.16A	38
NJ.7A	7	12,5	19	8	30	GA.15A	BA.16A	41
NJ.8A	8	14,0	19	8	30	GA.15A	BA.16A	41
NJ.9A	9	15,0	19	8	30	GA.15A	BA.16A	42
NJ.10A	10	16,5	19	8	30	GA.15A	BA.16A	41
NJ.11A	11	17,5	19	9	32	GA.15A	BA.16A	47
NJ.12A	12	19,0	19	9	30	GA.15A	BA.16A	49
NJ.13A	13	20,0	22	10	30	GA.18A	BA.19A	49
NJ.14A	14	21,5	22	11,5	30	GA.18A	BA.19A	63
NJ.16A	16	24,0	22	12,5	30	GA.18A	BA.19A	72
NJ.17A	17	25,0	22	12,5	30	GA.18A	BA.19A	70
NJ.19A	19	27,5	22	14	30	GA.18A	BA.19A	77



3/8" drive impact extensions

- For your safety, use impact extensions with the appropriate rings and pins.


	L mm	D mm	ΔΔ g	GA	BA
NJ.210A	75	19	95	GA.15A	BA.16A
NJ.211A	150	19	170	GA.15A	BA.16A

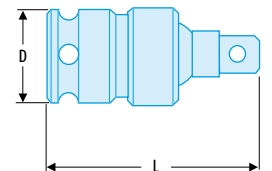


3/8" drive impact universal joint

NJ.240A




- For your safety, use impact universal joints with the appropriate rings and pins.

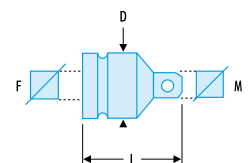
	D mm	L mm	GA	BA	ΔΔ g
NJ.240A	23,85	51	GA.18	BA.21	85




3/8" drive impact couplers

- For your safety, use impact couplers with the appropriate rings and pins.


	Female  F	Male  M	L mm	D mm	GA	BA	ΔΔ g
NJ.230A	3/8"	1/4"	32	22	GA.18A	BA.19A	40
NJ.232A	3/8"	1/2"	36	22	GA.18A	BA.19A	95



i **Create your drive bits**



Bits




Series 2 \square 5/16"

Series 3 \square 1/2"


See section 7 p. **351**

Impact bit holders \square 3/8"



NJ.236A

\square 5/16" 7,94 mm



NJ.237A

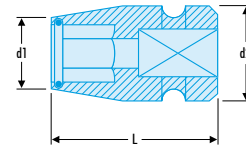
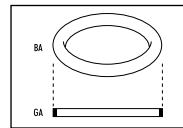
\square 1/2" 12,70 mm

p. **363**

3/8" drive impact bit-holders

▷ Performance : to ISO 1174-2, DIN 3121, NF ISO 1174-2.

Ref	\square	\varnothing d1 mm	\varnothing d2 mm	L mm	GA	BA	$\Delta\Delta$ g
NJ.236A	5/16	14,0	19	37	GA.15A	BA.16A	35
NJ.237A	1/2	19	19	37	GA.15A	BA.16A	40




New

14-piece 3/8" drive impact bit set

JHX.14

- Comprising :
 - 2 bit holders \square 1/2", \square 1/2" and 5/16".
 - \square Hexagonal 6-7-8-10-12 and 14 mm.
 - \square Torx® no. 30-40-45-50 and 55.
 - BP.102.
 - PL.402A.
- $\Delta\Delta$: 800 g.



i **Facom power tools**

Facom has a wide range of air and portable electric tools, including impact wrenches, ratchets, screwdrivers, drills, grinders, sanders, power chisels, etc.

See section 14 page **570**








Safety first

- For your safety, use impact sockets and accessories with the appropriate rings and pins.
- Never fit chrome-finished manual sockets or accessories to Impact tools.

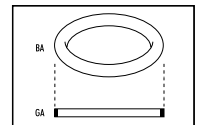
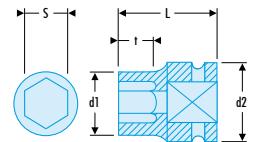


► Impact sockets and accessories 1/2"

NS.A 1/2" drive metric and inch 6-point impact sockets

▷ Performance : to ISO 2725-2, NF ISO 2725-2.

		S mm	Ø d1 mm	Ø d2 mm	T mm	L mm	GA	BA	ΔΔ g
NS.8A		8	15,0	25	9	38	GA.20A	BA.20A	70
NS.9A		9	16,0	25	12	38	GA.20A	BA.20A	70
NS.10A	NS.3/8A	10	17,5	25	12	38	GA.20A	BA.20A	75
NS.11A	NS.7/16A	11	18,7	25	12	38	GA.20A	BA.20A	76
NS.12A		12	20,0	25	12	38	GA.20A	BA.20A	75
NS.13A	NS.1/2A	13	21,0	25	12	38	GA.20A	BA.20A	76
NS.14A	NS.9/16A	14	22,5	25	12	38	GA.20A	BA.20A	83
NS.15A		15	23,7	30	12	38	GA.24A	BA.25A	112
NS.16A	NS.5/8A	16	25,0	30	12	38	GA.24A	BA.25A	105
NS.17A	NS.11/16A	17	26,5	30	13	38	GA.24A	BA.25A	112
NS.18A		18	27,5	30	13	38	GA.24A	BA.25A	110
NS.19A	NS.3/4A	19	29,0	30	14	38	GA.24A	BA.25A	112
NS.20A		20	30,0	30	15	38	GA.24A	BA.25A	116
NS.21A	NS.13/16A	21	31,0	30	15	38	GA.24A	BA.25A	156
NS.22A	NS.7/8A	22	32,5	30	16	38	GA.24A	BA.25A	156
NS.23A	NS.15/16A	23	33,5	30	16	38	GA.24A	BA.25A	162
NS.24A		24	35,0	30	20	45	GA.24A	BA.25A	169
NS.26A	NS.1"A	26	38,0	30	24	50	GA.24A	BA.25A	192
NS.27A	NS.1 1/16A	27	39,0	30	24	50	GA.24A	BA.25A	220
NS.28A		28	40,0	30	24	50	GA.24A	BA.25A	273
NS.29A		29	41,0	30	24	50	GA.24A	BA.25A	276
NS.30A		30	43,0	30	24	50	GA.24A	BA.25A	285
NS.32A		32	45,0	30	24	50	GA.24A	BA.25A	278



9-piece rack set of 1/2" drive metric 6-point impact sockets

NS.J9

▷ Performance : to ISO 2725-2, NF ISO 2725-2.

- A selection of the most popular sizes for automotive applications :
- NS.13A-14A-16A-17A-18A-19A-21A-22A and 24A.
- Essential accessory for any 1/2".
- Supplied on a rack CKS.95.

ΔΔ : 1.2 kg.



1/2" drive metric 6-point impact socket modules

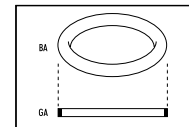
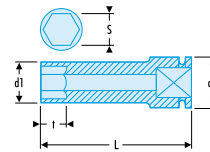
	Contents			ΔΔ kg
	Socket	Bit holder	Tray	
MOD.NS1	NS.10A-11A-12A-13A-14A-15A-16A-17A-18A-19A-21A-22A-23A-24A	-	PL.610	2,0
MOD.NS2	NS.13A-14A-15A-16A-17A-18A-19A-21A-22A-27A-30A-32A	2 bits holders Ø 1/2" et 5/16"	PL.623	2,9



Impact range

NS.LA 1/2" drive long-reach metric 6-point impact sockets

6	S mm	Ø d1 mm	Ø d2 mm	T mm	L mm	GA	BA	ΔΔ g
NS.8LA	8	15,0	25	13	78	GA.20A	BA.20A	130
NS.10LA	10	17,5	25	14	78	GA.20A	BA.20A	154
NS.11LA	11	18,7	25	14	78	GA.20A	BA.20A	163
NS.12LA	12	20,0	25	14	78	GA.20A	BA.20A	169
NS.13LA	13	21,0	25	14	78	GA.20A	BA.20A	185
NS.14LA	14	22,5	25	17	78	GA.20A	BA.20A	201
NS.16LA	16	25,0	30	17	78	GA.24A	BA.25A	224
NS.17LA	17	26,0	30	17	78	GA.24A	BA.25A	252
NS.18LA	18	27,5	30	17	78	GA.24A	BA.25A	283
NS.19LA	19	29,0	30	19	78	GA.24A	BA.25A	268
NS.21LA	21	31,0	30	24	78	GA.24A	BA.25A	310
NS.22LA	22	32,5	30	24	78	GA.24A	BA.25A	302
NS.23LA	23	33,5	30	24	78	GA.24A	BA.25A	298
NS.24LA	24	35,0	30	24	78	GA.24A	BA.25A	309
NS.26LA	26	38,0	30	24	78	GA.24A	BA.25A	311
NS.27LA	27	39,0	30	24	78	GA.24A	BA.25A	325
NS.28LA	28	40,0	30	24	78	GA.24A	BA.25A	323
NS.29LA	29	41,0	30	24	78	GA.24A	BA.25A	357
NS.30LA	30	43,0	30	24	78	GA.24A	BA.25A	352
NS.32LA	32	45,0	30	24	78	GA.24A	BA.25A	317

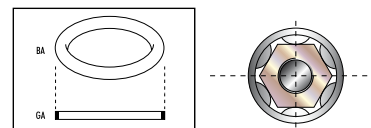
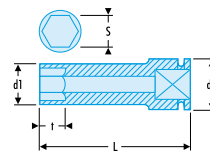


NSB 1/2" drive long-reach metric thin-wall 6-point impact sockets

▷ Performance : to ISO 2725-2, NF ISO 2725-2.

- For your safety, use impact sockets with the appropriate rings and pins.
- Thin wall for better access.
- 6-point convex pattern for increased resilience.

6	S mm	d1 mm	d2 mm	T mm	L mm	GA	BA	ΔΔ g
NSB.8	8	13,0	25	8	80	GA.20A	BA.20A	165
NSB.10	10	15,0	25	10	80	GA.20A	BA.20A	170
NSB.11	11	16,2	25	11	80	GA.20A	BA.20A	180
NSB.12	12	18,2	25	12	80	GA.20A	BA.20A	200
NSB.13	13	19,0	25	13	80	GA.20A	BA.20A	210
NSB.14	14	21,0	30	14	80	GA.24A	BA.25A	205
NSB.15	15	22,0	30	15	80	GA.24A	BA.25A	220
NSB.16	16	23,0	30	16	80	GA.24A	BA.25A	230
NSB.17	17	24,0	30	17	80	GA.24A	BA.25A	245
NSB.18	18	25,5	30	18	80	GA.24A	BA.25A	245
NSB.19	19	27,0	30	19	80	GA.24A	BA.25A	240
NSB.21	21	30,0	30	22	80	GA.24A	BA.25A	245
NSB.22	22	31,0	30	23	85	GA.24A	BA.25A	250
NSB.24	24	32,0	30	24	85	GA.24A	BA.25A	280
NSB.27	27	36,0	30	27	85	GA.24A	BA.25A	325
NSB.30	30	39,0	30	30	85	GA.24A	BA.25A	330
NSB.32	32	41,0	30	32	85	GA.24A	BA.25A	335



3-piece set of 1/2" drive long-reach thin-wall impact sockets for wheel nuts

NSB.3

- Includes 1/2".
- Special series for wheel nuts.

ΔΔ : 740 g.



Sockets for alloy wheels

- NSAL.3 = set of 3 deep impact sockets with protective plastic sleeves to prevent damage to polished chrome or alloy wheels.


See section 18 p. 785
Wheels-Hubs-Transmission

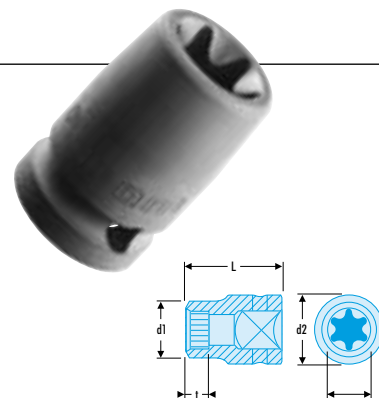


New

NSTX Torx® 1/2" impact sockets

- For your safety, use impact sockets with the appropriate rings and pins.

	Torx® no.	I* mm	Ø d1 mm	Ø d2 mm	t mm	L mm	GA	BA	ΔΔ g
NSTX.10	E10	9,19	14,2	25	6,4	38	GA.20A	BA.20A	86
NSTX.12	E12	10,95	15,2	25	8,0	38	GA.20A	BA.20A	85
NSTX.14	E14	12,67	18,2	25	8,8	38	GA.20A	BA.20A	88
NSTX.16	E16	14,70	19,2	25	9,6	38	GA.20A	BA.20A	88
NSTX.18	E18	16,38	22,2	25	11,1	38	GA.20A	BA.20A	89
NSTX.20	E20	18,16	24,2	30	12,7	38	GA.24A	BA.24A	134
NSTX.24	E24	21,84	28,2	30	17,0	40	GA.24A	BA.24A	138



New

7-piece Torx® 1/2" impact socket rack set**NSTX.J7**

- For your safety, use impact sockets with the appropriate rings and pins.
- Set of 7 Torx impact sockets \square 1/2".
- Includes sizes :
- ☐ NSTX : E10, E12, E14, E16, E18, E20, E24.
- Supplied on a rack CKS.97.
- ΔΔ : 770 g.





New

NSHM 1/2" drive metric impact bits for hexagon socket heads

▷ Performance : to ISO 2725-2, NF ISO 2725-2.

- For your safety, use impact sockets with the appropriate rings and pins.
- Non-removable bits.

	mm	Ø D mm	l mm	L mm	GA	BA	ΔΔ g
NSHM.5	5	25	20	75	GA.20A	BA.20A	60
NSHM.6	6	25	20	75	GA.20A	BA.20A	60
NSHM.8	8	25	25	75	GA.20A	BA.20A	80
NSHM.10	10	25	25	75	GA.20A	BA.20A	100
NSHM.12	12	25	25	75	GA.20A	BA.20A	120
NSHM.14	14	25	25	75	GA.20A	BA.20A	120
NSHM.17	17	25	25	75	GA.20A	BA.20A	160
NSHM.19	19	25	25	75	GA.20A	BA.20A	180



New

8-piece rack set of 1/2" drive metric impact bits for hexagon socket heads**NSHM.J8**

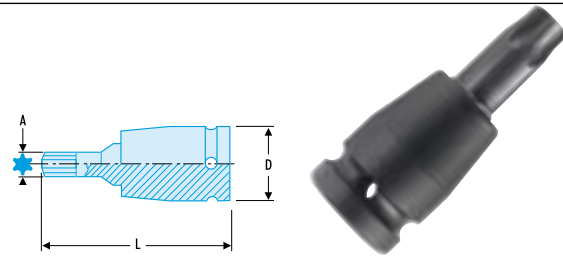
- For your safety, use impact sockets with the appropriate rings and pins.
- Set of 8 bits \square 1/2" for hexagon socket heads.
- Includes sizes : ○ NSHM.5, 6, 8, 10, 12, 14, 17, 19.
- Supplied on a rack CKS.95.
- ΔΔ : 1.20 kg.



NSX 1/2" drive impact bits for Torx® heads

- For your safety, use impact sockets with the appropriate rings and pins.
- Interchangeable bits.

⇒	Torx®	I★	Components		D	L	ΔΔ
	no.	A mm			mm	mm	g
NSX.30A	T30	5,49	NS.237A	NEX.30A	25	70	90
NSX.40A	T40	6,60	NS.237A	NEX.40A	25	70	95
NSX.45A	T45	7,77	NS.237A	NEX.45A	25	70	95
NSX.50A	T50	8,79	NS.237A	NEX.50A	25	70	100
NSX.55A	T55	11,17	NS.237A	NEX.55A	25	70	105
NSX.60A	T60	13,20	NS.237A	NEX.60A	25	70	110



Create your drive bits

Bits

Series 2 \hexagon 5/16"

Series 3 \hexagon 1/2" ▶ See section 7 p. 351

⇒ **NS.236A**

\hexagon 5/16" 7,94 mm

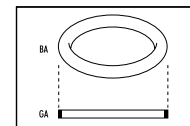
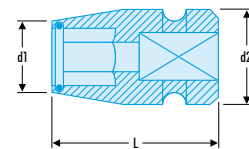
⇒ **NS.237A**

\hexagon 1/2" 12,70 mm



1/2" drive impact bit-holders

⇒	\hexagon	Ø d1	Ø d2	L	GA	BA	ΔΔ
		mm	mm	mm			g
NS.236A	5/16	15,5	25	40	GA.20A	BA.20A	65
NS.237A	1/2	20	25	40	GA.20A	BA.20A	40



14-piece 1/2" drive impact bit set

NHX.14A

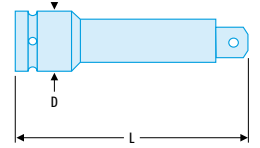
- Comprising :
 - 2 bit holders \square 1/2", \hexagon 1/2" and 5/16".
 - \hexagon Hexagonal 6-7-8-10-12 and 14 mm.
 - Torx® no. 30-40-45-50 and 55.
 - \oplus Phillips® 2 - 3 and 4.
 - BP.102.
 - PL.402A.
- ΔΔ : 800 g.



1/2" drive impact extensions

• For your safety, use impact extensions with the appropriate rings and pins.

	L mm	D mm	GA	BA	$\Delta\Delta$ g
NS.210A	50	25	GA.20A	BA.20A	105
NS.215A	125	25	GA.20A	BA.20A	235
NS.218A	175	25	GA.20A	BA.20A	370
NS.219A	250	25	GA.20A	BA.20A	520

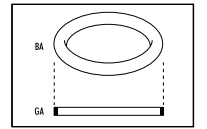
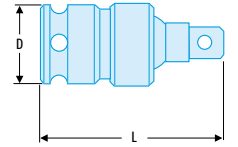


1/2" drive impact universal joint

NS.240A

• For your safety, use impact universal joints with the appropriate rings and pins.

	\varnothing D mm	L mm	GA	BA	$\Delta\Delta$ g
NS.240A	27,9	60	GA.24A	BA.24A	205

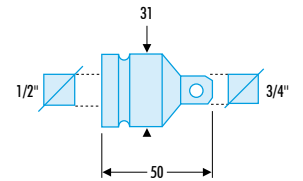


1/2" to 3/4" impact coupler

NS.232B

• For your safety, use impact couplers with the appropriate rings and pins.

	GA	BA	$\Delta\Delta$ g
NS.232B	GA.24A	BA.25A	185

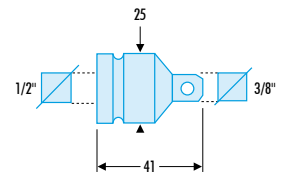


1/2" to 3/8" impact coupler

NS.230A

• For your safety, use impact couplers with the appropriate rings and pins.

	GA	BA	$\Delta\Delta$ g
NS.230A	GA.20A	BA.20A	90



New

Set of 1/2" drive short and long-reach impact sockets 10 to 32 mm

NS.550A






- For your safety, use impact sockets with the appropriate rings and pins (included).
 - Comprehensive set of tools for automotive applications : short and long-reach sockets, sockets for alloy wheels (17, 19, 21 mm).
 - Supplied in plastic case BP 109 (478x234x72 mm) + tray PL.716.
- $\Delta\Delta$: 5.1 kg.



Set of 1/2" drive impact sockets 8 to 27 mm

NS.500A

- For your safety, use impact sockets with the appropriate rings and pins.
 - Supplied in a plastic case BP.112 (389 x 164 x 66 mm) + tray PL.416.
- ΔΔ : 3.7 kg.






 NS.A	8 - 9 - 10 - 11 - 12 - 13 - 14 - 15 - 16 17 - 18 - 19 - 21 - 22 - 23 - 24 - 26 - 27 mm	 NS.240A
 BA	BA.20A - BA.24A - BA.25A	 NS.215A
 GA	GA.20A - GA.24A	



Set of 1/2" drive impact sockets 3/8" to 11/16"

NS.500AU

- For your safety, use impact sockets with the appropriate rings and pins.
 - Supplied in a plastic case BP.112 (389 x 164 x 66 mm) + tray PL.417.
- ΔΔ : 3.1 kg.


 NS.A	3/8" - 7/16" - 3/8" - 1/2" - 9/16" - 5/8" - 11/16" 3/4" - 13/16" - 7/8" - 15/16" - 1" - 1 1/16"	 NS.240A
 BA	BA.20A - BA.24A - BA.25A	 NS.215A
 GA	GA.20A - GA.24A	



Set of 1/2" drive long-reach impact sockets 10 to 24 mm

NS.405A

- For your safety, use impact sockets with the appropriate rings and pins.
 - Supplied in a plastic case BP.112 (389 x 164 x 66 mm) + tray PL.418.
- ΔΔ : 4 kg.

 NS.LA	10 - 11 - 12 - 13 - 14 - 16 - 17 - 19 21 - 22 - 23 - 24 mm
--	---



Facom power tools

Facom has a wide range of air and portable electric tools, including impact wrenches, ratchets, screwdrivers, drills, grinders, sanders, power chisels, etc.

See section 14 p. **570**




► Impact sockets and accessories 3/4"



Safety first

- For your safety, use impact sockets and accessories with the appropriate rings and pins.
- Never fit chrome-finished manual sockets or accessories to Impact tools.

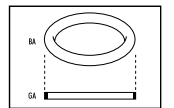
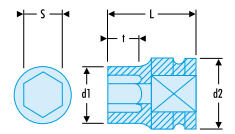


NK.A 3/4" drive metric and inch 6-point impact sockets

▷ Performance : to ISO 2725-2, NF ISO 2725-2.

- For your safety, use impact sockets with the appropriate rings and pins.

	S"	Ø d1 mm	Ø d2 mm	t mm	L mm	GA	BA	ΔΔ g
NK.17A		30	44	12	52	GA.37A	BA.38A	300
NK.18A		32	44	13	50	GA.37A	BA.38A	310
NK.19A	NK.3/4A	33	44	14	50	GA.37A	BA.38A	315
NK.21A	NK.13/16A	35	44	15	50	GA.37A	BA.38A	330
NK.22A	NK.7/8A	37	44	16	50	GA.37A	BA.38A	345
NK.23A		38	44	16	50	GA.37A	BA.38A	350
NK.24A	NK.15/16A	39	44	17	50	GA.37A	BA.38A	350
NK.26A	NK.1"A	42	44	18	50	GA.37A	BA.38A	480
NK.27A	NK.1-1/16A	43	44	23	54	GA.37A	BA.38A	480
NK.28A		44	44	23	54	GA.37A	BA.38A	520
NK.29A	NK.1"11/8A	45	44	23	54	GA.37A	BA.38A	520
NK.30A		47	44	23	54	GA.37A	BA.38A	545
NK.32A	NK.1"1/4A	49	44	23	56	GA.37A	BA.38A	620
NK.33A		51	44	23	56	GA.37A	BA.38A	650
NK.34A		52	44	23	56	GA.37A	BA.38A	680
NK.35A	NK.1"5/16A	53	44	23	56	GA.37A	BA.38A	680
NK.36A	NK.1"7/16A	54	44	25	56	GA.37A	BA.38A	705
NK.38A	NK.1"1/2A	57	44	26	58	GA.37A	BA.38A	890
NK.41A	NK.1"5/8A	60	44	28	58	GA.37A	BA.38A	890
NK.42A		62	44	29	58	GA.37A	BA.38A	925
NK.46A		67	44	32	63	GA.37A	BA.38A	1055

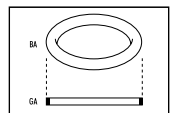
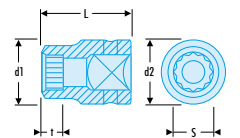


NKD.A 3/4" drive metric 12-point impact sockets

▷ Performance : to ISO 2725-2, NF ISO 2725-2.

- For your safety, use impact sockets with the appropriate rings and pins.

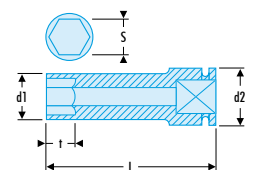
	S mm	Ø d1 mm	Ø d2 mm	t mm	L mm	GA	BA	ΔΔ g
NKD.16A	16	29,0	44	12	52	GA.37A	BA.38A	300
NKD.17A	17	30,0	44	12	52	GA.37A	BA.38A	305
NKD.18A	18	31,5	44	14	52	GA.37A	BA.38A	310
NKD.19A	19	32,5	44	14	52	GA.37A	BA.38A	315
NKD.22A	22	36,5	44	16	52	GA.37A	BA.38A	340



NK.LA 3/4" drive long-reach metric and inch 6-point impact sockets

- For your safety, use impact sockets with the appropriate rings and pins.

	S mm	Ø d1 mm	Ø d2 mm	t mm	L mm	GA	BA	ΔΔ kg
NK.17LA	17	31	44	17	95	GA.37A	BA.38A	550
NK.19LA	19	33	44	17	95	GA.37A	BA.38A	620
NK.21LA	21	35	44	24	95	GA.37A	BA.38A	600
NK.22LA	22	37	44	24	95	GA.37A	BA.38A	780
NK.23LA	23	38	44	24	95	GA.37A	BA.38A	780
NK.24LA	24	39	44	24	95	GA.37A	BA.38A	820
NK.26LA	26	42	44	24	95	GA.37A	BA.38A	800
NK.27LA	27	43	44	24	95	GA.37A	BA.38A	810
NK.29LA	29	45	44	24	95	GA.37A	BA.38A	890
NK.30LA	30	47	44	24	95	GA.37A	BA.38A	900
NK.32LA	32	49	44	24	95	GA.37A	BA.38A	930
NK.33LA	33	51	44	24	95	GA.37A	BA.38A	980
NK.34LA	34	52	44	24	95	GA.37A	BA.38A	1100



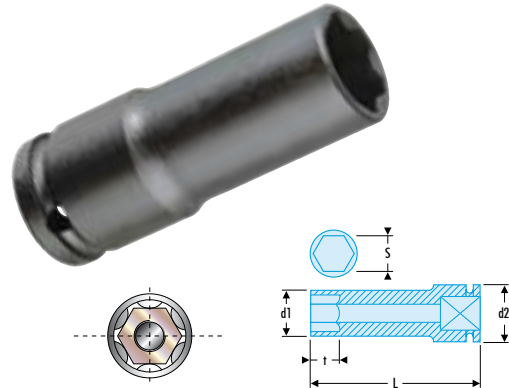
	S mm	Ø d1 mm	Ø d2 mm	t mm	L mm	GA	BA	ΔΔ kg
NK.35LA	35	53	44	24	95	GA.37A	BA.38A	1240
NK.36LA	36	54	44	25	95	GA.37A	BA.38A	1240
NK.38LA	38	57	44	60	95	GA.37A	BA.38A	1220
NK.41LA	41	60	44	60	95	GA.37A	BA.38A	1470
NK.42LA	42	62	44	60	95	GA.37A	BA.38A	1450
NK.46LA	46	67	44	60	95	GA.37A	BA.38A	1480

NKB 3/4" drive long-reach metric thin-wall 6-point impact sockets

▷ Performance : to ISO 2725-2, NF ISO 2725-2.

- For your safety, use impact sockets with the appropriate rings and pins.
- Thin wall for better access.
- 6-point convex pattern for increased resilience.

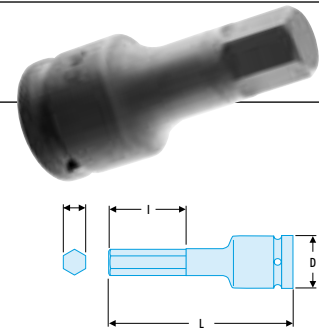
🔧	S	d1	d2	t	L	ΔΔ	GA	BA
	mm	mm	mm	mm	mm	g		
NKB.21	21	33	44	21	102	600	GA.37A	BA.38A
NKB.22	22	34	44	22	102	600	GA.37A	BA.38A
NKB.24	24	36	44	24	102	640	GA.37A	BA.38A
NKB.27	27	40	44	27	102	670	GA.37A	BA.38A
NKB.30	30	43	44	30	102	700	GA.37A	BA.38A
NKB.32	32	46	44	32	102	706	GA.37A	BA.38A
NKB.33	33	48	44	33	102	750	GA.37A	BA.38A
NKB.36	36	50	44	36	102	765	GA.37A	BA.38A



NKHM 3/4" drive metric impact bits for hexagon socket heads

- For your safety, use impact sockets with the appropriate rings and pins.
- Non-removable bits.

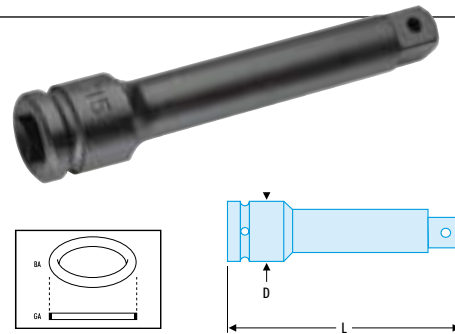
🔧	Hex	Ø D	l	L	GA	BA	ΔΔ
	mm	mm	mm	mm			g
NKHM.17	17	44	20	100	GA.37A	BA.38A	600
NKHM.19	19	44	20	100	GA.37A	BA.38A	600
NKHM.22	22	44	20	100	GA.37A	BA.38A	600
NKHM.24	24	44	20	100	GA.37A	BA.38A	600



3/4" drive impact extensions

- For your safety, use impact extensions with the appropriate rings and pins.

🔧	Ø D	L	GA	BA	ΔΔ
	mm	mm			kg
NK.209A	44	100	GA.37A	BA.38A	0,6
NK.210A	44	175	GA.37A	BA.38A	1,05
NK.215A	44	252	GA.37A	BA.38A	1,17
NK.218A	44	330	GA.37A	BA.38A	1,51

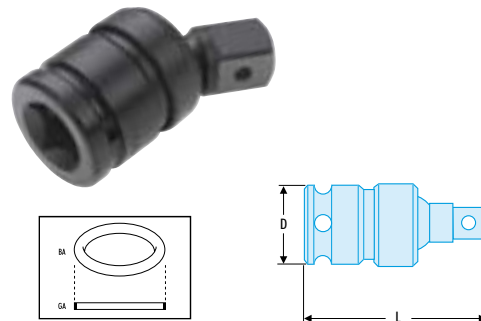


3/4" drive impact universal joint

NK.240A

- For your safety, use impact universal joints with the appropriate rings and pins.

🔧	Ø D	L	GA	BA	ΔΔ
	mm	mm			g
NK.240A	44	90	GA.37A	BA.38A	720




3/4" to 1/2" impact coupler

NK.230A

- For your safety, use impact couplers with the appropriate rings and pins.


🔧	GA	BA	ΔΔ
			g
NK.230A	GA.37A	BA.38A	210

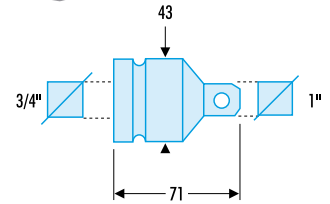


3/4" to 1" impact coupler

NK.232A

- For your safety, use impact couplers with the appropriate rings and pins.






	GA	BA	$\Delta\Delta$ g
NK.232A	GA.37A	BA.38A	525



Set of 3/4" drive impact sockets 19 to 42 mm

NK.500E

- For your safety, use impact sockets with the appropriate rings and pins.
 - Supplied in a metal case BT.111 (396 x 224 x 82 mm) + tray PL.79A.
- $\Delta\Delta$: 12.4 kg.






 NK.A	19 - 21 - 22 - 23 - 24 - 26 - 27 - 28 - 29 - 30 32 - 34 - 36 - 38 - 41 - 42 mm	 NK.240A
 BA	BA.38A	 NK.210A
 GA	GA.37A	



Set of 3/4" drive impact sockets 3/4" to 15/8"

NK.500U

- For your safety, use impact sockets with the appropriate rings and pins.
 - Supplied in a metal case BT.111 (396 x 224 x 82 cm) + tray PL.80A.
- $\Delta\Delta$: 10.3 kg.

 NK.A	3/4" - 13/16" - 7/8" - 15/16" - 1" - 1 1/16" - 1 1/8" 1 1/4" - 1 5/16" - 1 7/16" - 1 1/2" - 1 5/8"	 NK.240A
 BA	BA.38A	 NK.210A
 GA	GA.37A	



Facom power tools

Facom has a wide range of air and portable electric tools, including impact wrenches, ratchets, screwdrivers, drills, grinders, sanders, power chisels, etc.

See section 14 p. **570**





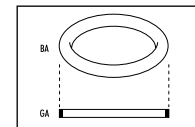
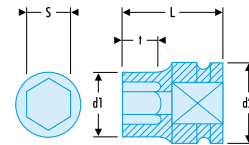
► Impact sockets and accessories 1"

NM.A 1" drive metric and inch 6-point impact sockets

▷ Performance : to ISO 2725-2, NF ISO 2725-2.

• For your safety, use impact sockets with the appropriate rings and pins.


		Ø d1 mm	Ø d2 mm	t mm	L mm	GA	BA	ΔΔ kg
NM.21A		38	54	17	58	GA.43A	BA.46A	0,520
NM.22A		40	54	17	58	GA.43A	BA.46A	0,500
NM.23A		41	54	17	58	GA.43A	BA.46A	0,500
NM.24A		42	54	17	58	GA.43A	BA.46A	0,500
NM.26A	NM.1'A	44	54	18	58	GA.43A	BA.46A	0,520
NM.27A		46	54	19	58	GA.43A	BA.46A	0,520
NM.28A		47	54	20	58	GA.43A	BA.46A	0,520
NM.29A	NM.1'1/8A	48	54	20	60	GA.43A	BA.46A	0,520
NM.30A		50	54	20	60	GA.43A	BA.46A	0,750
NM.32A	NM.1'1/4A	52	54	22	60	GA.43A	BA.46A	0,760
	NM.1'5/16A	54	54	22	62	GA.43A	BA.46A	0,75
NM.33A		53	54	22	60	GA.43A	BA.46A	0,750
NM.34A		55	54	23	62	GA.43A	BA.46A	0,750
NM.35A		56	54	26	62	GA.43A	BA.46A	0,800
NM.36A		57	54	26	65	GA.43A	BA.46A	0,840
	NM.1'1/2A	60	54	30	65	GA.43A	BA.46A	1,62
NM.38A		60	54	30	65	GA.43A	BA.46A	0,840
NM.41A	NM.1'5/8A	63	54	30	67	GA.43A	BA.46A	1,040
NM.42A		65	54	35	74	GA.43A	BA.46A	1,040
NM.46A	NM.1'13/16A	70	54	35	74	GA.43A	BA.46A	1,500
NM.50A		75	54	40	80	GA.43A	BA.46A	1,650
	NM.1'7/8A	72	54	35	74	GA.43A	BA.46A	1,62
NM.52A	NM.2'A	77	54	42	84	GA.43A	BA.46A	1,750
NM.54A	NM.2'1/8A	80	54	42	84	GA.43A	BA.46A	1,790
NM.55A		81	54	42	84	GA.43A	BA.46A	1,840
NM.56A		82	54	42	84	GA.43A	BA.46A	2,060
NM.58A		85	54	44	87	GA.43A	BA.46A	2,190
NM.60A		87	54	44	87	GA.43A	BA.46A	2,370
NM.65A		93	54	46	90	GA.43A	BA.46A	2,730
NM.70A		100	54	50	96	GA.43A	BA.46A	2,980
NM.75A		106	86	50	98	GA.75A	BA.75A	3,300
NM.77A		109	86	50	100	GA.75A	BA.75A	3,500

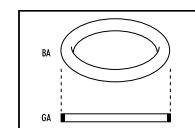
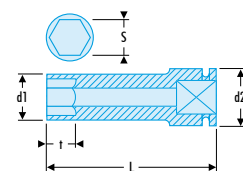


NM.LA 1" drive long-reach metric and inch 6-point impact sockets

▷ Performance : to ISO 2725-2, NF ISO 2725-2.

• For your safety, use impact sockets with the appropriate rings and pins.


	S mm	Ø d1 mm	Ø d2 mm	t mm	L mm	GA	BA	ΔΔ kg
NM.22LA	22	40	54	21	100	GA.43A	BA.46A	1
NM.23LA	23	41	54	21	100	GA.43A	BA.46A	1,05
NM.24LA	24	42	54	21	100	GA.43A	BA.46A	1,05
NM.26LA	26	44,5	54	24	100	GA.43A	BA.46A	1,08
NM.27LA	27	46	54	24	100	GA.43A	BA.46A	1,12
NM.29LA	29	48	54	24	100	GA.43A	BA.46A	1,2
NM.30LA	30	50	54	24	100	GA.43A	BA.46A	1,2
NM.32LA	32	52	54	24	100	GA.43A	BA.46A	1,25
NM.33LA	33	53	54	24	100	GA.43A	BA.46A	1,32
NM.34LA	34	55	54	40	100	GA.43A	BA.46A	1,32
NM.35LA	35	56	54	60	100	GA.43A	BA.46A	1,34
NM.36LA	36	57	54	65	100	GA.43A	BA.46A	1,5
NM.38LA	38	60	54	65	100	GA.43A	BA.46A	1,5
NM.41LA	41	63	54	64	100	GA.43A	BA.46A	1,65
NM.42LA	42	65	54	64	100	GA.43A	BA.46A	1,65
NM.46LA	46	70	54	63	100	GA.43A	BA.46A	1,56
NM.50LA	50	75	54	62	100	GA.43A	BA.46A	1,87
NM.54LA	54	80	54	61	100	GA.43A	BA.46A	1,78
NM.55LA	55	81	54	60	100	GA.43A	BA.46A	1,93
NM.58LA	58	85	54	65	105	GA.43A	BA.46A	2,12
NM.60LA	60	87	54	78	120	GA.43A	BA.46A	2,18
NM.65LA	65	93	54	80	125	GA.43A	BA.46A	2,25
NM.70LA	70	100	54	80	125	GA.43A	BA.46A	2,23

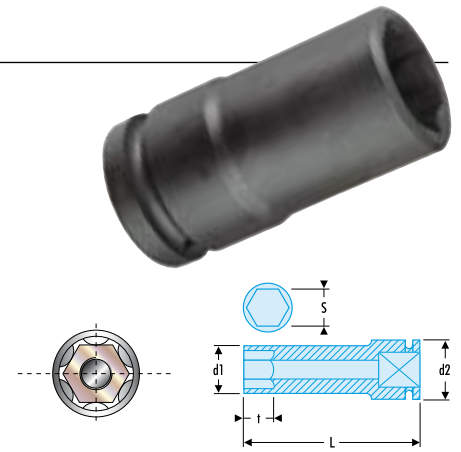


NMB Long-reach 6-point thin-wall sockets

▷ Performance : to ISO 2725-2, NF ISO 2725-2.


- For your safety, use impact sockets with the appropriate rings and pins.
- Thin wall for better access.
- 6-point convex pattern for increased resilience.

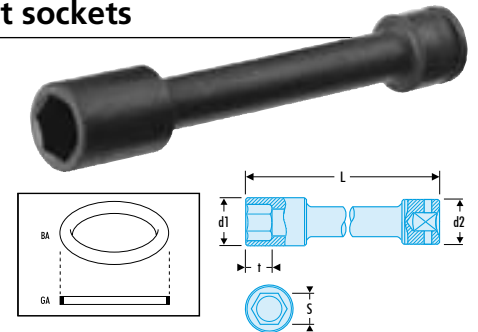
	S	d1	d2	t	L	GA	BA	$\Delta\Delta$
	mm	mm	mm	mm	mm			kg
NMB.24	24	38	54	24	108	GA.43A	BA.46A	0,94
NMB.27	27	42	54	27	108	GA.43A	BA.46A	1,00
NMB.30	30	46	54	30	108	GA.43A	BA.46A	1,04
NMB.32	32	48	54	32	108	GA.43A	BA.46A	1,04
NMB.33	33	49	54	33	108	GA.43A	BA.46A	1,05
NMB.36	36	53	54	36	108	GA.43A	BA.46A	1,08
NMB.46	46	66	54	38	108	GA.43A	BA.46A	1,48
NMB.50	50	74	54	66	108	GA.43A	BA.46A	1,48



NM.ELA 1" drive extra-long reach metric 6-point impact sockets

- For your safety, use impact sockets with the appropriate rings and pins.
- E.g. = dual wheels of trucks.

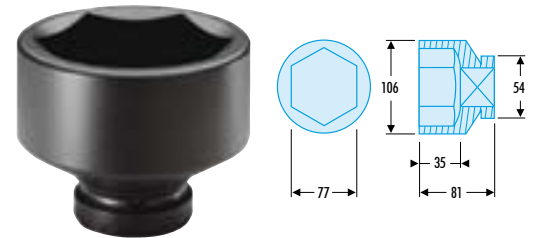
	S	\varnothing d1	\varnothing d2	t	L	GA	BA	$\Delta\Delta$
	mm	mm	mm	mm	mm			kg
NM.30ELA	30	50	54	30	270	GA.43A	BA.46A	2,50
NM.32ELA	32	52	54	32	270	GA.43A	BA.46A	2,56
NM.33ELA	33	53	54	32	270	GA.43A	BA.46A	2,56



Special "Trailer" 1" drive metric impact socket


M.77TR

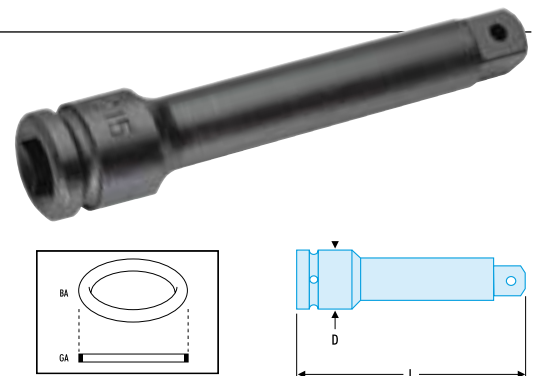
- For your safety, use ring BA.46A and pin GA.43A.
 - For 77 mm 6-point trailer hub nut.
- $\Delta\Delta$: 1.96 kg.



1" drive impact extensions

- For your safety, use impact extensions with the appropriate rings and pins.


	L	D	GA	BA	$\Delta\Delta$
	mm	mm			kg
NM.209A	125	54	GA.43A	BA.46A	1,2
NM.210A	200	54	GA.43A	BA.46A	1,6
NM.215A	330	54	GA.43A	BA.46A	2,5

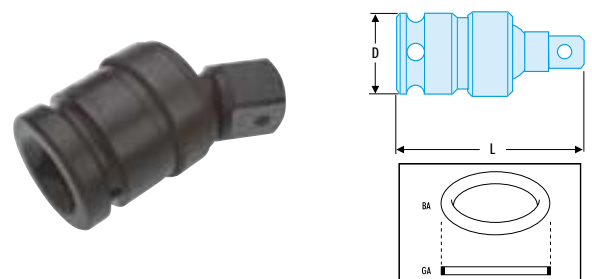


1" drive impact universal joint

NM.240A

- For your safety, use impact universal joints with the appropriate rings and pins.

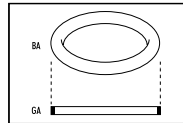
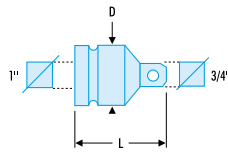
	\varnothing D	L	GA	BA	$\Delta\Delta$
	mm	mm			kg
NM.240A	54	110	GA.43A	BA.46A	2,0



1" to 3/4" impact couplers

• For your safety, use impact couplers with the appropriate rings and pins.

	D mm	L mm	GA	BA	$\Delta\Delta$ kg
NM.230A	54	75	GA.38	BA.36	0,54
NM.231A	51	154	GA.38	BA.36	1,04

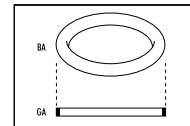
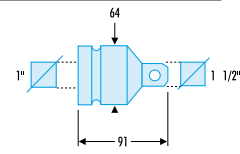


1" to 1 1/2" impact coupler

NM.232A

• For your safety, use impact couplers with the appropriate rings and pins.

	GA	BA	$\Delta\Delta$ kg
NM.232A	GA.43A	BA.46A	1,5



Facom power tools

Facom has a wide range of air and portable electric tools, including impact wrenches, ratchets, screwdrivers, drills, grinders, sanders, power chisels, etc.

See section 14 p. 570




Impact sockets and accessories 1" 1/2



Safety first

- For your safety, use impact sockets and accessories with the appropriate rings and pins.
- Never fit chrome-finished manual sockets or accessories to Impact tools.

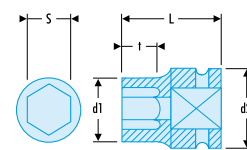
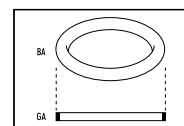


NG.A 1 1/2" drive metric 6-point impact sockets

▷ Performance : to ISO 2725-2, NF ISO 2725-2.

• For your safety, use impact sockets with the appropriate rings and pins.

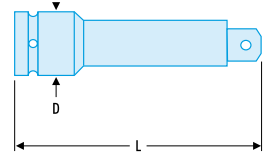
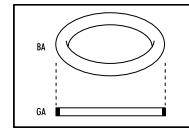
	S mm	\varnothing d1 mm	\varnothing d2 mm	t mm	L mm	BA	GA	$\Delta\Delta$ kg
NG.55A	55	87	86	38	90	BA.75A	GA.75A	2,52
NG.60A	60	94	86	38	92	BA.75A	GA.75A	2,87
NG.65A	65	100	86	40	95	BA.75A	GA.75A	3,18
NG.70A	70	106	86	43	100	BA.75A	GA.75A	3,75
NG.75A	75	112	86	45	103	BA.75A	GA.75A	3,93
NG.80A	80	119	86	51	110	BA.75A	GA.75A	4,61
NG.85A	85	125	86	52	118	BA.75A	GA.75A	5,38
NG.90A	90	131	86	52	118	BA.75A	GA.75A	5,65
NG.95A	95	137	95	52	118	BA.85A	GA.84A	6,59
NG.100A	100	144	95	59	125	BA.85A	GA.84A	7,42
NG.105A	105	150	95	59	125	BA.85A	GA.84A	7,83
NG.110A	110	156	95	59	125	BA.85A	GA.84A	8,60
NG.115A	115	162	95	67	135	BA.85A	GA.84A	9,73
NG.120A	120	169	95	67	135	BA.85A	GA.84A	9,48



1 1/2" drive impact extensions

• For your safety, use impact extensions with the appropriate rings and pins.

	L mm	D mm	BA	GA	$\Delta\Delta$ kg
NG.210A	250	86	BA.75A	GA.75A	5,6
NG.215A	330	86	BA.75A	GA.75A	6,8

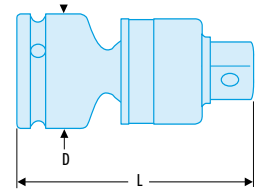
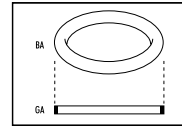


1 1/2" drive impact universal joint

NG.240A

• For your safety, use impact universal joints with the appropriate rings and pins.

	L mm	D mm	GA	BA	$\Delta\Delta$ kg
NG.240A	181	86	GA.75A	BA.75A	4,2

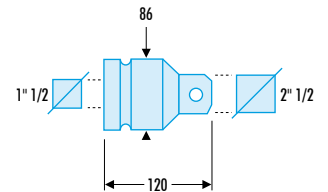
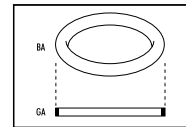


1 1/2" to 2 1/2" impact coupler

NG.232A

• For your safety, use impact universal joints with the appropriate rings and pins.

	L mm	D mm	GA	BA	$\Delta\Delta$ kg
NG.232A	120	86	GA.75A	BA.75A	3,9

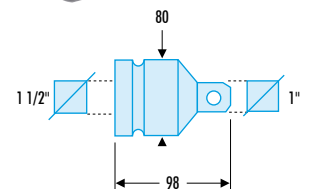
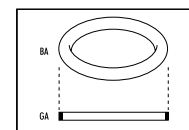


1 1/2" to 1" impact coupler

NG.230A

• For your safety, use impact universal joints with the appropriate rings and pins.

	L mm	D mm	GA	BA	$\Delta\Delta$ kg
NG.230A	100	86	GA.75A	BA.75A	2,1665



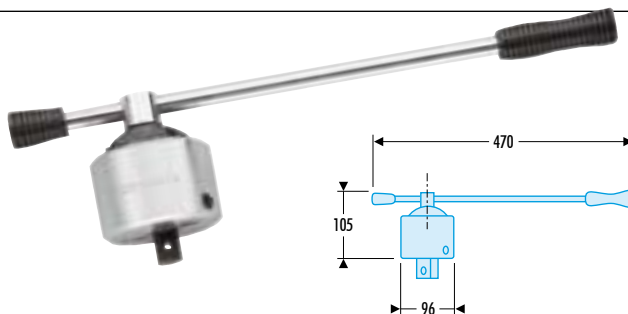
3/4" drive Dynapact manual impact wrench

▶ 3/4" series

3/4" drive Dynapact manual impact wrench

NK.300

- Stored energy frees or secures very tight fasteners.
- Handle rotation through 60° (approx.) releases torque.
- 10 impacts on 21 mm A/F equate to 1000 N.m.



Description
NK.300M Dynapact handle

3/4" drive Dynapact manual impact wrench set

NK.301AE

- Comprising :
 - Wrench NK.300 and 16 tools with locking rings and pins.
 - Sockets NK.19A - 21A - 22A - 23A - 24A - 26A - 27A - 29A - 30A - 32A - 34A - 36A - 38A - 41A - 42A.
 - 1 extension NK.210A.
- Metal case.
BT.103G : 643 x 224 x 111 mm.
- Tray PL.84A.
- ΔΔ : 16.7 kg.

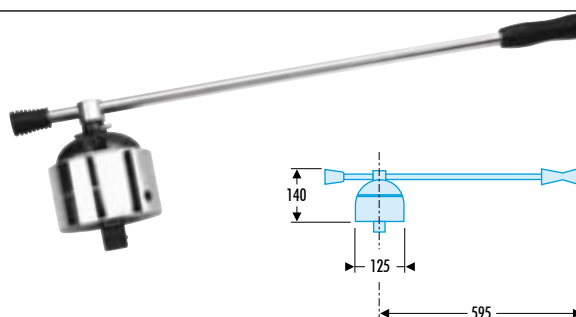


▶ 1" series

1" drive Dynapact manual impact wrench


NM.300

- Stored energy frees or secures very tight fasteners.
- Handle rotation through 60° (approx.) releases torque.
- 10 impacts on 21 mm A/F equate to 2000 N.m.
- ΔΔ : 10.8 kg.




Description
NM.300M Dynapact handle

Impact screwdriver



See page 366

- Facom has the solution for quickly and safely releasing seized, rusted or glued fasteners : the impact screwdriver.





X-ON Electronics

Largest Supplier of Electrical and Electronic Components

Click to view similar products for [facom](#) manufacturer:

Other Similar products are found below :

[92A.5,5](#) [ARB.5.5X40](#) [ANXR10X75](#) [AEF.J6](#) [AEF.J1](#) [EH.107](#) [EH.103](#) [256.2.5](#) [MT.J3](#) [986058](#) [75.10](#) [PB.MTJ5](#) [84E.J1](#) [455B](#) [440.19](#)
[44.6X7](#) [440.21](#) [R.306-25D](#) [R.217](#) [R.5](#) [J.13LA](#) [431.LE](#) [425.E](#) [R.216](#) [601](#) [AEF.1,5X35](#) [AEX.J2](#) [AEX.9X75](#) [AEX.7X35](#) [251A.2.5](#) [HB.2B](#)
[440.20](#) [435.E](#) [432.LMT](#) [44.12X13](#) [440.5H](#) [440.22](#) [R.304DA](#) [427.MT](#) [113A.10C](#) [251A.3](#) [AEF.1,8X35](#) [75.7](#) [440.30](#) [440.18](#) [440.8](#) [R.4](#)
[J.19LA](#) [44.JE8](#) [417.PE](#)