




# 5. Ratchets/Sockets

## ▶ 1/4" "Radio" range 174



1/4" socket sets .....	174
1/4" ratchets.....	180
1/4" accessories.....	182
1/4" OGV sockets .....	186
1/4" long-reach OGV sockets.....	187
1/4" Torx sockets .....	188
1/4" bits.....	189

## ▶ 3/8" "Junior" range 190



3/8" socket sets .....	190
3/8" ratchets.....	194
3/8" accessories .....	196
3/8" OGV sockets .....	200
3/8" long-reach OGV sockets.....	201
3/8" Torx sockets.....	202
3/8" bits.....	202

## ▶ CDX range 204



CDX socket sets .....	204
CDX ratchets .....	207
CDX accessories.....	207
CDX OGV sockets.....	209
CDX bits .....	209

## ▶ "Standard" 1/2" range 210



1/2" socket sets .....	210
1/2" ratchets.....	218
1/2" accessories .....	220
1/2" OGV sockets .....	224
1/2" long-reach OGV sockets .....	225
1/2" Torx sockets.....	226
1/2" bits .....	227

## ▶ 3/4" "Truck" range 230



3/4" socket sets .....	230
3/4" ratchets.....	233
3/4" accessories .....	235
3/4" OGV sockets .....	237
3/4" long-reach OGV sockets.....	238
3/4" bits .....	238

## ▶ 1" "Mammoth" range 239



1" metric socket sets.....	239
1" ratchet and accessories.....	240
1" sockets .....	241

## ▶ Impact range 243



3/8" impact series sockets and accessories.....	244
1/2" impact series sockets and accessories.....	246
3/4" impact series sockets and accessories.....	252
1" impact series sockets and accessories.....	254
1" 1/2" impact series sockets and accessories.....	257

## ▶ Dynapact manual impact wrench 259




## ▶ 366 Impact screwdriver



**NEW**

**Compact multi-service set.**



### *Essential torquing and screw-driving tool set with a foam tray*

#### **Advantages**

- ▶ High density foam resists crushing and hydrocarbons
- ▶ Visual identification of missing tools
- ▶ Tools more securely held



**N** 174

**NEW**

**3/8" "locking" ratchets**



### *The Facom locking system*

#### **Advantages**

- ▶ High pull-off resistance, no more lost sockets
- ▶ Easy release, even with slippery hands
- ▶ Low return torque



**N** 194

*Instant identification*

**Advantages**

- ▶ Saves time
- ▶ Compatible with 6 and 12-point sockets
- ▶ Resistant to abrasion, lubricants, etc.



N ▶ 170



3/4" ratchet

*A heavy duty ratchet for any job and any situation*

**Advantages**

- ▶ Durable: mechanism protected against ingress of external elements
- ▶ Easy to use
- ▶ Safe: plunger ratchet/socket/ accessory locking system



N ▶ 234




i **Facom OGV® profile**


**HIGHER TORQUE WITHOUT DAMAGE TO FASTENERS !**

The OGV® profile is achieved by a succession of curves instead of the flats found in conventional sockets®.

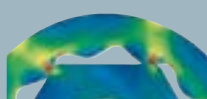
- **More powerful tightening :**  
Larger contact area between socket and fastener minimises stress.
- **Less wear :**  
Torque is transmitted through the fastener flats instead of the corners.
- **Increased durability :**  
Stress concentration in the corners is eliminated.




Standard profile



OGV profile®



Strength Nm


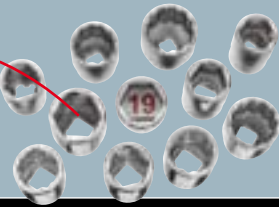



i

**TAG socket inserts**

- Immediately identify your sockets.
- 6- or 12 point sockets.

**TAG**







i **Choosing your socket**



**1. Choose the size**  
Nut sizes may be metric or in inches.

mm ? inch ?



**2. Standard or long-reach socket ?**


- The standard socket

overcomes the problem of protruding threaded rods or difficulty of access with an extension.


**3. 6-point or 12-point socket ?**

6



- securely grips the nut.
- limits slippage in particular on damaged nuts.

12



- allows a more instinctive placement on the nut.
- is used for tightening 12 point nuts.

# Facom socket range













## Premium service : a wide range of sockets

- **Service :**

The FACOM range includes over 1500 different ratchets, sockets, accessories and sets to meet your every need.

- **Performance :**

The performance of Facom's ratchets, sockets and accessories greatly exceeds current standard specifications.

Application	Sizes	Square drive
 <p>Light engineering. Electronics Electromechanical Cycles</p> 	<p>3.2 to 14 mm 3/16" to 9/16"</p>	<p>Radio range <math>\square</math> 1/4"</p> <p>p. 174</p>
 <p>Mechanical engineering Automotive engineering Motorcycles</p> 	<p>7 to 24 mm 1/4" to 1"</p> <p>7 to 32 mm</p> <p>8 to 34 mm 1/4" to 1"</p>	<p>Junior range <math>\square</math> 3/8"</p> <p>p. 190</p> <p>CDX range</p> <p>p. 204</p> <p>Standard range <math>\square</math> 1/2"</p> <p>p. 210</p>
 <p>Heavy engineering Heavy goods vehicles Civil Engineering plant Farming equipment Offshore</p> 	<p>19 to 55 mm 3/4" to 2 1/4"</p> <p>41 to 100 mm 1 13/16" to 3 3/8"</p>	<p>Truck range <math>\square</math> 3/4"</p> <p>p. 230</p> <p>Mammoth range <math>\square</math> 1"</p> <p>p. 239</p>
 <p>For all you power-assisted torquing applications</p> 	<p>6 to 120 mm 3/8" to 2 1/4"</p>	<p>Impact range <math>\square</math> 3/8", 1/2", 3/4", 1", 1 1/2"</p> <p>p. 243</p>
 <p>For all live working applications</p> 	<p><b>1000 V insulated VSE range</b></p> <p>Sockets 6 to 12 mm</p> <p>Sockets 9 to 19 mm</p> <p>Sockets 8 to 22 mm</p>	<p>Radio <math>\square</math> 1/4" p. 665</p> <p>Junior <math>\square</math> 3/8" p. 663</p> <p>Standard <math>\square</math> 1/2" p. 661</p>



## Facom ratchets


## Meeting professional needs

### PERFORMANCE

- The performance of Facom ratchets exceeds ISO 3315 specifications. E.g. : ratchet  $\square$  1/2" S.161 : over 400 kg on the handle.
- High-frequency hardened teeth for increased strength and durability.
- Torque transmitted through 17 teeth in mesh ensuring better stress distribution.
- Single tooth in contact during back swing to limit return torque.

### ACCESSIBILITY

- Facom 72 tooth mechanism allows torquing to be performed in only 5° increments.
- The design of the mechanism gives a very compact head that is ideal for working in confined spaces.



## Series 171 Locking ratchet

Ratchets J, SJ and S.171 are equipped with a locking system that can resist a socket pull-off load of over 60 kg

p. 194




### SAFETY :

- No lost or jammed-in-place sockets.

### COMFORT :

- Immediate socket release simply by pressing the button, even with slippery or gloved hands.



## SERIES 161 Palm control ratchet

- **Comfortable :**

The palm-control system allows the operator to push down on the head of the ratchet while avoiding accidental reversal.

p. 194



## SERIES 151 Standard ratchet

- **Sturdy :**

Simple Facom mechanism ensures high performance and durability.

p. 194



## Metal grip ratchets

- **Sturdy :**

Metal grip ratchets are ideal for environments where PVC grips are vulnerable to solvent attack.

- **Comfortable :**

Incorporates the Palm control system.

- **Grip :**

The handle is knurled to avoid all risk of slippage.

p. 194



## SM SERIES "Parking meter" ratchets

- **Sturdy :**

"Parking meter" ratchets are ideal for use in difficult working conditions :  
 - Sealed head gives better protection against clogging.  
 - 50 tooth mechanism, 9° increments.

- **Comfortable :**

Recessed reverse lever avoids accidental reversal and is easier to operate with gloved hands.

p. 218



SM.161



SM.171

SM.150



























# Radio 1/4" range

▶  1/4" inch sets

 1/4" Metric socket and bit sets



## R.2A : THE MOST COMPREHENSIVE SET...!

	R.2AM	R.2A	R.3A	R.420P
	R.161	R.161	R.161	R.161
 12:6	6	6	6	6
 1/4" 6,35mm	R.	R.	R.	R.
				
	3,2			•
	4			•
	5			•
	5,5	•	•	•
	6	•	•	•
	7	•	•	•
	8	•	•	•
	9	•	•	•
	10	•	•	•
	11	•	•	•
	12	•	•	•
	13	•	•	•
	14	•	•	•
				
EP	1	•	•	
	2	•	•	
	3	•	•	
ED	1	•	•	•
	2	•	•	•
	3	•	•	•
ES	4			
	4,5	•	•	
	5,5			
	6,5	•	•	
	8	•	•	
EH	2			
	2,5			
	3	•	•	
	4	•	•	
	5	•	•	
	6	•	•	
	7	•	•	
	8			
EXR	10	•	•	
	15	•	•	
	20	•	•	•
	25	•	•	•
	27	•	•	
	30	•	•	•
	40	•	•	•
	R.209	•	•	•
	R.210	•	•	
	R.215		•	•
	R.240A	•	•	•
	R.236	•	•	•
	R.235	•	•	•
	R.120A			•
	PM.R2A	PL.427	PL.366A	PL.442
	BP.102			
	204 x 122 x 52 mm			
	0,80 kg	0,80 kg	0,60 kg	0,82 kg

 R.2AM 



 R.2A 



 R.3A 



 R.420P 











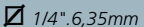






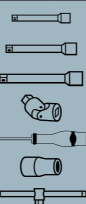










Ratchets, sockets and accessories

 1/4"

Metric socket and bit sets

... ALWAYS WITH YOU...  
... FOR EVERY SITUATION

		R.425AP	R.426AP	R.425A	R.430ADP	R.431ADP	R.410D	R.410AE
		R.161	R.161	R.151	R.161	R.161	R.151	R.151
								
		R.	R.	R.	R.	R.	R.	R.
	3,2							
	4							
	5							
	5,5	•	•	•	•	•	•	•
	6	•	•	•	•	•	•	•
	7	•	•	•	•	•	•	•
	8	•	•	•	•	•	•	•
	9	•	•	•	•	•	•	•
	10	•	•	•	•	•	•	•
	11	•	•	•	•	•	•	•
	12	•	•	•	•	•	•	•
	13	•	•	•	•	•	•	•
	14	•	•	•	•	•	•	•
	EP							
	1	•	•	•	•	•	•	•
	2	•	•	•	•	•	•	•
	3							
	ED							
	1							
	2							
	3							
	ES							
	4	•	•	•	•	•		
	4,5							
	5,5				•	•		
	6,5	•	•	•	•	•		
	8	•	•	•	•	•		
	EH							
	2							
	2,5							
	3	•	•	•				
	4	•	•	•	•	•		
	5	•	•	•				
	6	•	•	•				
	7							
	8				•	•		
	EXR							
	10							
	15							
	20				•	•		
	25				•	•		
	27							
	30				•	•		
	40				•	•		
	R.209	•	•	•	•	•		
	R.210	•	•	•	•	•		•
	R.215						•	
	R.240A	•	•	•	•	•		
	R.236	•	•	•	•	•		•
	R.235	•	•	•	•	•		
	R.120A	•	•	•	•	•		
		PL.441		PL.389A		PL.244A	PL.390A	
		BP.102						
		204 x 122 x 52 mm						
		0,83 kg	0,83 kg	0,83 kg	0,87 kg	0,87 kg	0,66 kg	0,55 kg

 R.425AP 

 R.426AP 

 R.425A 



 R.430ADP 

 R.431ADP 



 R.410D 



 R.410AE 



Ratchets, sockets and accessories

☐ 1/4" Metric socket and wrench sets

⇒ R.450AP 6



⇒ R.440EP 6



⇒ R.447EP 6



⇒ R.430AP 6













































































FOR MAXIMUM SERVICE

⇒		R.450AP	R.440EP	R.447EP	R.430AP
☐ 1/4" .6,35mm		R.161 6	R.161 6	R.161 6	R.161 6
		R. LA	34	39	R.
☐	3,2	•	•	•	•
	4	•	•	•	•
	5	•	•	•	•
	5,5	•	•	•	•
	6	•	•	•	•
	7	•	•	•	•
	8	•	•	•	•
	9	•	•	•	•
	10	•	•	•	•
	11	•	•	•	•
	12	•	•	•	•
	13	•	•	•	•
	14	•	•	•	•
	ED +	1	•		•
2		•		•	
3				•	
4				•	
ES	3	•			
	4			•	
	5,5	•		•	
	6,5	•		•	
EH	8	•		•	
	2			•	
	2,5			•	
	3			•	
	4			•	
	5			•	
	6			•	
	8			•	
R.209 R.215 R.240A R.236 R.235 R.245 R.120A R.110 R.140A R.216 R.227 181.18G AN2,5x75 AN3,5x75		•	•	•	•
		•	•	•	•
		•	•	•	•
		•	•	•	•
		•	•	•	•
		•	•	•	•
		•	•	•	•
		•	•	•	•
		•	•	•	•
		•	•	•	•
		•	•	•	•
RT.	3	•			
	4	•			
	5	•			
	7	•			
☐	22				•
	3,2x5,5				•
	4x5				•
	6x7				•
	8x9				•
	10x11 12x13				•
☐		PL.703	PL.36A BP.109	PL.128A	PL.414 BP.109
			478 X 234 x 272 mm		389 X 164 x 272 mm
		3,26 kg	2,70 kg	2,50 kg	1,92 kg

1/4"

## Metric socket modules

**FACOM MODULES : THE BEST STORAGE SYSTEM FOR YOUR ROLLER CABINETS**

⇒		MOD.R5	MODM.R1A	MOD.R1
		R.161	R.161	R.161
		R.	R.	R.
	5,5	•	•	•
	6	•	•	•
	7	•	•	•
	8	•	•	•
	9	•	•	•
	10	•	•	•
	11	•	•	•
	12	•	•	•
	13	•	•	•
	14	•	•	•
	R.209	•	•	•
	R.215	•	•	•
	R.240A	•	•	•
	R.236	•	•	•
	R.235	•	•	•
	R.120A	•	•	•
	EP	•	•	•
	2	•	•	•
	3	•	•	•
	ED	•	•	•
	2	•	•	•
	3	•	•	•
	ES	•	•	•
	4,5	•	•	•
	6,5	•	•	•
	8	•	•	•
	EH	•	•	•
	3	•	•	•
	4	•	•	•
	5	•	•	•
	6	•	•	•
	7	•	•	•
	EXR	•	•	•
	10	•	•	•
	15	•	•	•
	20	•	•	•
	25	•	•	•
	27	•	•	•
	30	•	•	•
	40	•	•	•
	82H	•	•	•
	2	•	•	•
	2,5	•	•	•
	3	•	•	•
	4	•	•	•
	5	•	•	•
	6	•	•	•
	7	•	•	•
	8	•	•	•
	9	•	•	•
	10	•	•	•
	83SH	•	•	•
	1,5	•	•	•
	2	•	•	•
	2,5	•	•	•
	3	•	•	•
	4	•	•	•
	5	•	•	•
	6	•	•	•
	7	•	•	•
	8	•	•	•
	10	•	•	•
	89S	•	•	•
	10	•	•	•
	15	•	•	•
	20	•	•	•
	25	•	•	•
	27	•	•	•
	30	•	•	•
	40	•	•	•
	45	•	•	•
		PL.658	PM.MODR1A	PL.321
		420 x 190 x 55 mm		420 x 180 x 55 mm
		1,41 kg	1,05 kg	1,10 kg



⇒ MODM.R1A 6



### Foam modules :

- Identification of missing tools.
- High density foam : resistant to crushing and workshop solvents.

⇒ MOD.R5 6



⇒ MOD.R1 6



$\square$  1/4" Inch socket and wrench sets

$\Rightarrow$  R.411MU  $\square$



**RATCHETS  $\square$  1/4" : IDEAL FOR DIFFICULT ACCESS SITUATIONS, WHATEVER THE APPLICATION**

$\Rightarrow$  R.420MU  $\square$



$\Rightarrow$  R.440UP  $\square$



$\Rightarrow$  MOD.R3  $\square$















		R.411MU		R.420MU		R.440UP		MOD.R3		
		R.151		R.161		R.161		R.161		
$\square$ 1/4" 6,35mm		R.		R.		R.		34		
	mm	mm	mm	mm	mm	mm	mm	mm	mm	
	3,2	3/16	-	-	•	•	•	•	-	•
	4	7/32	•	•	•	•	•	•	-	•
	5	1/4	•	•	•	•	•	•	-	•
	5,5	9/32	•	•	•	•	•	•	-	•
	6	5/16	•	•	•	•	•	•	-	•
	7	11/32	•	•	•	•	•	•	-	•
	8	3/8	•	•	•	•	•	•	-	•
	9	13/32	•	•	•	•	•	•	-	•
	10	7/16	•	•	•	•	•	•	-	•
	11	1/2	•	•	•	•	•	•	-	•
	12	9/16	•	•	•	•	•	•	-	•
	13	-	•	-	•	-	-	-	-	-
	R.209	•	•	•	•	•	•	•	•	
	R.215	•	•	•	•	•	•	•	•	
	R.240A	•	•	•	•	•	•	•	•	
	R.236	•	•	•	•	•	•	•	•	
	R.235	•	•	•	•	•	•	•	•	
	R.120A	•	•	•	•	•	•	•	•	
	R.140A	•	•	•	•	•	•	•	•	
	R.216	•	•	•	•	•	•	•	•	
	R.222	•	•	•	•	•	•	•	•	
	181.18G	•	•	•	•	•	•	•	•	
AN.3,5x75	•	•	•	•	•	•	•	•		
R.142	•	•	•	•	•	•	•	•		
	ED	•	•	•	•	•	•	•	•	
	ES	•	•	•	•	•	•	•	•	
	EH	•	•	•	•	•	•	•	•	
	1/8	•	•	•	•	•	•	•	•	
	5/32	•	•	•	•	•	•	•	•	
	3/16	•	•	•	•	•	•	•	•	
	7/32	•	•	•	•	•	•	•	•	
	82H.	•	•	•	•	•	•	•	•	
	5/64	•	•	•	•	•	•	•	•	
	3/32	•	•	•	•	•	•	•	•	
	1/8	•	•	•	•	•	•	•	•	
	9/64	•	•	•	•	•	•	•	•	
	5/32	•	•	•	•	•	•	•	•	
	3/16	•	•	•	•	•	•	•	•	
	7/32	•	•	•	•	•	•	•	•	
	1/4	•	•	•	•	•	•	•	•	
5/16	•	•	•	•	•	•	•	•		
3/8	•	•	•	•	•	•	•	•		
	PL.125A	PL.125A	PL.453	PL.37A	PL.603	PL.125A	PL.453	PL.37A	PL.603	
	BP.115	BP.115	BP.102	BP.109	-	BP.115	BP.102	BP.109	-	
	332 x 143 x 67 mm	332 x 143 x 67 mm	204 x 122 x 52 mm	478 x 234 x 72 mm	420 x 180 x 55 mm	332 x 143 x 67 mm	204 x 122 x 52 mm	478 x 234 x 72 mm	420 x 180 x 55 mm	
	1,56 kg	1,56 kg	0,72 kg	2,56 kg	0,95 kg	1,56 kg	0,72 kg	2,56 kg	0,95 kg	

 1/4"

Inch socket and bit sets

**LARGE RANGE OF SOCKETS : 6- OR 12-POINT,  
STANDARD OR LONG-REACH, METRIC OR INCH**

		RB.425UP	R.425AUP	R.426AUP	R.427UP	R.418AU
	R.161	R.161	R.161	R.161	R.161	R.151
	RB.	R.	R.E	R.	R.	
 1/4" .6,35mm						
	3/16					
	7/32					
	1/4					
	9/32					
	5/16					
	11/32					
	3/8					
	13/32					
	7/16					
	1/2					
9/16						
	R.209					
	R.210					
	R.215					
	R.240A					
	R.236					
	R.235					
	R.120A					
	R.210S					
	EP					
	2					
	ED					
	2					
	3					
	ES					
	4					
	4,5					
	6,5					
	EH					
	1/8					
	5/32					
	3/16					
	7/32					
	EXR					
	10					
	15					
	20					
	25					
	27					
	30					
40						
	PL.246A	PL.382A	PL.382A	PL.427	PL.391B	
	BP.102					
	204 x 122 x 52 mm					
	0,70 kg	0,76 kg	0,76 kg	0,75 kg	0,55 kg	

 RB.425UP 



 R.425AUP 

 R.426AUP 



 R.427UP 

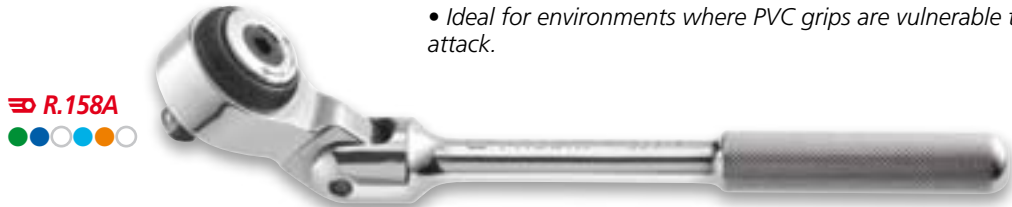


 R.418AU 



 1/4" "Radio" ratchets

Facom round head ratchets



**The solution for congested spaces.**

**Compact :**

- The Facom ratchet mechanism ensures a very compact round head design.

**Precise :**


- 72-tooth mechanism gives increments of only 5°

**High performance :**

- Meet the requirements of ISO 3315, DIN 3122 and NF ISO 3315.

**Metal grip ratchets**

• Ideal for environments where PVC grips are vulnerable to solvent attack.



**Facom VSE 1000 V insulated ratchets**

 **1000VOLTS**  
EN 60900

See the "VSE" series range of 1000 V insulated tools on page  **662**




 1/4"

## Selection guide

### Palm control system

*Ergonomic* : Allows the operator to push down on the head of the ratchet while avoiding accidental reversal.



### Long handle

*Power* : Transmits more torque without over-loading the ratchet mechanism.

### Finger-control

*Ultra compact* : Ideal for awkward spaces.

### Metal handle

*Sturdy* : Ideal for environments where PVC grips are vulnerable to solvent attack.

*Grip* : Knurled handle to avoid all risk of slippage.

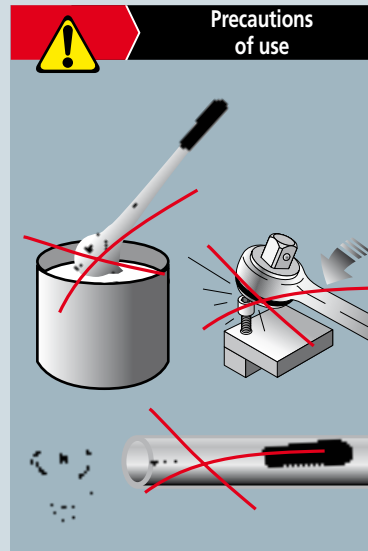
### Hinged handle


































*Hinged handle with stiffened joint for optimum clearance.*

### 1/4" and 5/16" bit-holder system

*Compact* : Ultra-compact head allows bits to be used in confined spaces.

*Bits held by a spring clip. "One finger" reversing lever.*



	R.161	R.151	R.155A	R.157A	R.158A	R.150A	65.PE
<b>Advantages</b>							
<b>Palm control system</b>							
<b>Long handle</b>							
<b>Finger-control</b>							
<b>Metal handle</b>							
<b>Hinged handle</b>							
<b>Bit holders</b>							
<b>Characteristics</b>							
<b>Increments</b>	5°	5°	5°	5°	5°	5°	5°
<b>No of teeth</b>	72	72	72	72	72	72	72
<b>L (mm)</b>	119.5	120	114	153	158	-	150
<b>l (mm)</b>	108	108	102	141	145.5	-	130
<b>a (mm)</b>	26.5	25	26.5	26.5	26.5	26.5	11
<b>b (mm)</b>	25	25	25	25	25	38.5	20
<b>c (mm)</b>	19	17.5	19	19	19	19	-
<b>Ø (mm)</b>	19,5	21	11	11	11	11	-
<b>ΔΔ g</b>	120	100	115	125	150	120	74
<b>Maintenance</b>							
	<b>Knurl caps</b>						
	R.161C						
	J.161C						
	<b>Spare parts kit</b>						
	R.161RN						
	<b>Square drives</b>						
	R.151R						





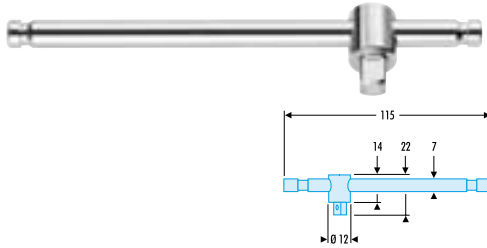
**▶ Accessories  1/4"****1/4" drive sliding tee****R.120**

▷ Performance : to ISO 3315, DIN 3122, NF ISO 3315.

• Friction-head allows bar to form a T or L-handle.

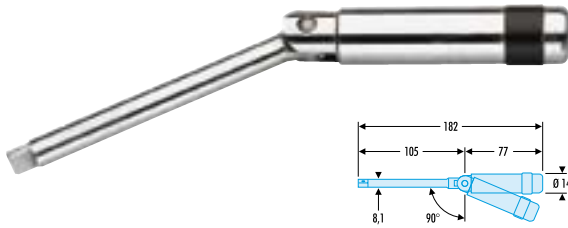
• Chrome finish.

ΔΔ : 49 g.

**1/4" drive hinged handle****R.142**

• Can be used as a nut spinner or L-handle for fast pre-tightening or high torques.

ΔΔ : 125 g.

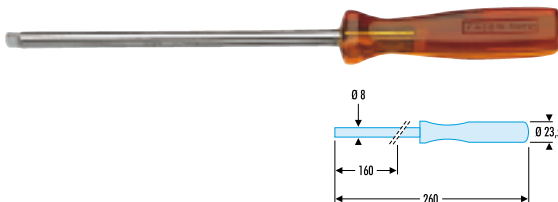
**1/4" drive long spinner 260 mm****R.227**

▷ Performance : to ISO 3315, DIN 3122, NF ISO 3315.

• Grease-resistant, Isoryl handle.

• Chrome finish.

ΔΔ : 125 g.

**1/4" drive speed brace****R.110**

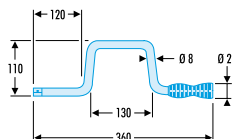
▷ Performance : to ISO 3315, DIN 3122, NF ISO 3315.

• For fast rotation.

• PVC rotating handle.

• Chrome finish.

ΔΔ : 220 g.

**1/4" drive hinged handle 150 mm****R.140A**

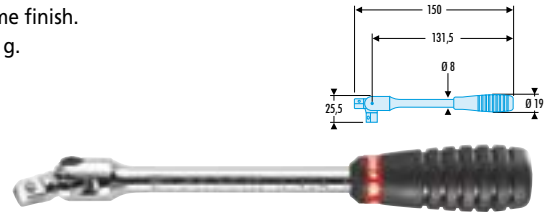
▷ Performance : to ISO 3315, DIN 3122, NF ISO 3315.

• Spring steadies hinge in any position, allowing access behind obstacles.

• Non-slip handle.

• Chrome finish.

ΔΔ : 83 g.

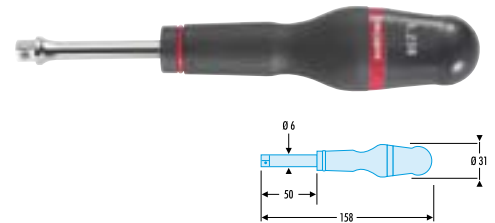
**1/4" drive short spinner 158 mm****R.236**

▷ Performance : to ISO 3315, DIN 3122, NF ISO 3315.

• Ergonomic, high-strength bi-material handle resistant to common chemicals.

• Chrome finish.

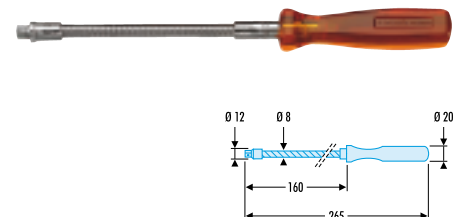
ΔΔ : 79 g.

**1/4" drive flexible spinner 265 mm****R.222**

• For fasteners where access is difficult.

• Unsuitable for high torques : max. 2.8 N.m.

ΔΔ : 115 g.



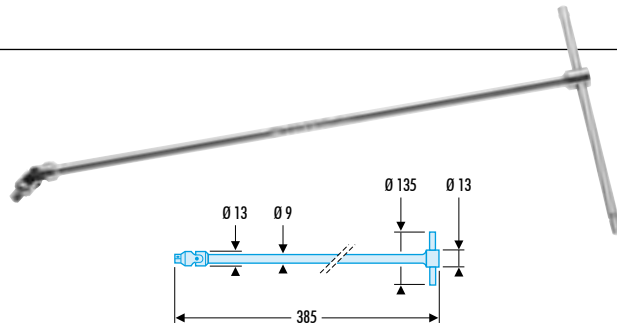
# Radio 1/4" range

## 1/4" drive tee with universal joint 385 mm

### R.229A

- Universal joint withstands high torques and is spring-steadied in position.
- Long reach and working angle up to 65° allows access to recessed fasteners.
- Length 385 mm.

$\Delta\Delta$  : 215 g.

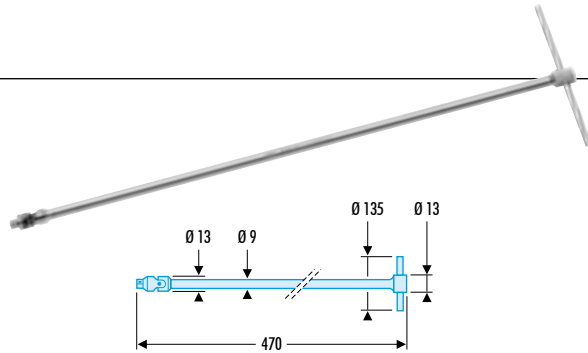


## 1/4" drive tee with universal joint 470 mm

### R.228

- Extended reach of tee-handle is ideal for particularly deep recesses.

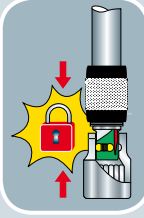
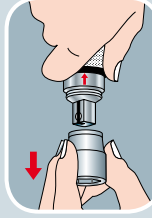

$\Delta\Delta$  : 250 g.



i


## Locking system = total safety

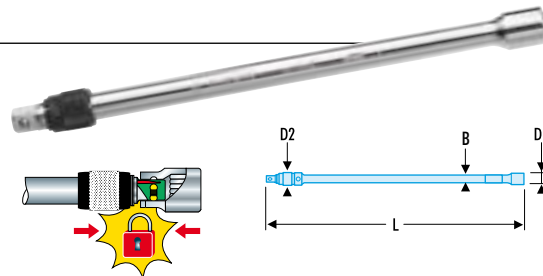
- Resists a socket pull-off load of over 60 kg
- Prevents accidental socket loss
- Instantly unlocks by retracting the knurled ring.

**Use only with sockets equipped with an internal ball notch.**

## R.RC 1/4" drive locking extensions


	B mm	D1 mm	D2 mm	L mm	$\Delta\Delta$ g
<b>R.210RC</b>	8,2	12	13	100	45
<b>R.215RC</b>	8,2	12	13	150	60
<b>R.217RC</b>	8,2	12	13	250	100



## R 1/4" drive extensions

▷ Performance : to ISO 3316, DIN 3123, NF ISO 3316.

- Polished chrome finish.



	B mm	D mm	L mm	$\Delta\Delta$ g
<b>R.209</b>	8,2	12	55	30
<b>R.210</b>	8,2	12	100	45
<b>R.215</b>	8,2	12	150	65
<b>R.217</b>	8,2	12	250	105






### Wobble extensions

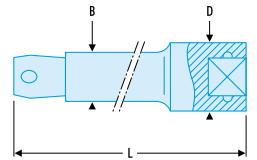
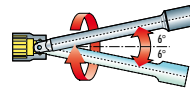
*Inaccessible with a socket or a universal joint?  
Use a wobble extension!*



#### R.S 1/4" drive wobble extensions

- Square drive profile gives 6° working angle.


	B	D	L	ΔΔ
	mm	mm	mm	g
<b>R.209S</b>	8,2	12	55	30
<b>R.210S</b>	8,2	12	100	45



#### R 1/4" drive flexible extension 150 mm

##### R.216

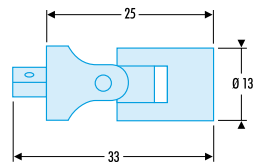
- Reaches fasteners out of direct access line.
  - Unsuitable for high torques : max. 2.8 N.m.
- ΔΔ : 66 g.



#### 1/4" universal joint

##### R.240A

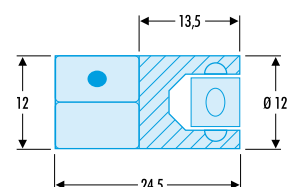
- ▷ Performance : to ISO 3316, DIN 3123, NF ISO 3316.
  - Spring-stiffened joints. Stays in position when reaching for fasteners.
  - Significant time savings.
- ΔΔ : 20 g.



#### 1/4" to 3/8" coupler

##### R.232

- 1/4" female to 3/8" male square drive.
  - For adapting 3/8" drive sockets.
- ΔΔ : 16 g.



## Set of 3 couplers

### D.169

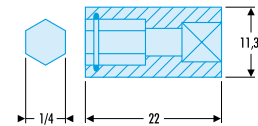
- Allows use of square drives smaller than socket drive sizes :
    - 1/4" square drive + D.169RJ ▷ 3/8" socket.
    - 3/8" square drive + D.169JS ▷ 1/2" socket.
    - 1/2" square drive + D.169SK ▷ 3/4" socket.
  - Compactness means that fewer tools are needed for in situ maintenance operations.
  - Magnetic retainer and locking system (JS and SK).
  - Knurl allows hand tightening where access is difficult.
- ΔΔ : 96 g.



## 1/4" drive standard spring-clip bit holder

### R.235

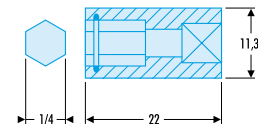
- Spring clip for frequent bit changes.
- ΔΔ : 10 g.



## 1/4" drive secure spring-clip bit holder




### R.245


- Stiffer, more secure, spring clip for infrequent bit changes.
  - Square drive has side-hole for ball or plunger lock.
- ΔΔ : 10 g.



## 1/4" drive lock-ring bit holder

### E.F.R

			Length mm	ΔΔ g
E.F.R	1/4	1/4	30	26



► Sockets  1/4" OGV®

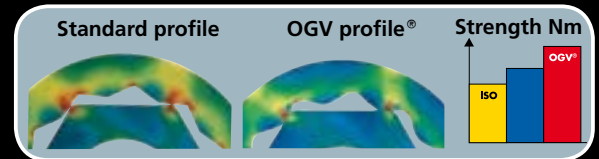


Facom OGV® profile

**HIGHER TORQUE WITHOUT DAMAGE TO FASTENERS !**

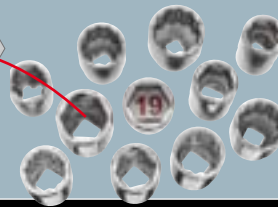
The OGV® profile is achieved by a succession of curves instead of the flats found in conventional sockets®.

- **More powerful tightening :**  
Larger contact area between socket and fastener minimises stress.
- **Less wear :**  
Torque is transmitted through the fastener flats instead of the corners.
- **Increased durability :**  
Stress concentration in the corners is eliminated.





TAG socket inserts

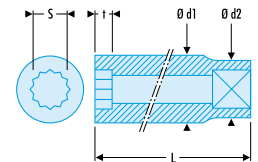
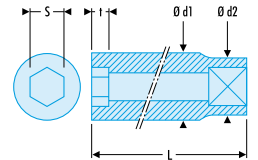
- Immediately identify your sockets.
  - 6- or 12-point sockets.
- ⇒ TAG



R 1/4" drive metric 6 and 12-point OGV® sockets



► Performance : to ISO 2725-1, DIN 3124, NF ISO 2725-1.  
R.3,2 : standard profile

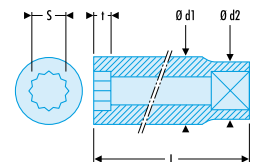
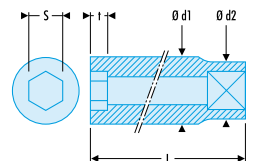
		S	Ø d1	Ø d2	t	L	ΔΔ
		mm	mm	mm	mm	mm	g
<b>R.3,2</b>		3,2	5,9	11,2	2,40	22	7,3
<b>R.4</b>		4,0	6,9	11,2	2,60	22	7,7
<b>R.5</b>		5,0	8,2	11,2	4,80	22	8,1
<b>R.5,5</b>	<b>R.5,5E</b>	5,5	8,8	11,2	4,80	22	8,4
<b>R.6</b>	<b>R.6E</b>	6,0	9,4	11,2	5,60	22	8,6
<b>R.7</b>	<b>R.7E</b>	7,0	11	11	6,00	22	9,2
<b>R.8</b>	<b>R.8E</b>	8,0	12,0	12,0	6,50	22	11,5
<b>R.9</b>	<b>R.9E</b>	9,0	13,2	13,2	6,50	22	14,3
<b>R.10</b>	<b>R.10E</b>	10,0	14,7	14,7	7,80	22	17,7
<b>R.11</b>	<b>R.11E</b>	11,0	15,8	15,8	9,00	22	19,4
<b>R.12</b>	<b>R.12E</b>	12,0	17,0	17,0	9,50	22	23,2
<b>R.13</b>	<b>R.13E</b>	13,0	17,7	17,7	10,00	22	23,7
<b>R.14</b>	<b>R.14E</b>	14,0	18,7	18,7	10,00	22	26,1



R 1/4" drive metric 6 and 12-point OGV® sockets

► Performance : to ISO 2725-1, DIN 3124, NF ISO 2725-1, ANSI B 107.1.


		S	Ø d1	Ø d2	t	L	ΔΔ
		mm	mm	mm	mm	mm	g
<b>R.3/16</b>	<b>R.3/16E</b>	3/16	8,0	11,2	4,75	22	8,2
<b>R.7/32</b>	<b>R.7/32E</b>	7/32	9,0	11,2	5,50	22	8,3
<b>R.1/4</b>	<b>R.1/4</b>	1/4	10,1	11,2	6,00	22	9,3
<b>R.9/32</b>	<b>R.9/32E</b>	9/32	11	11	6,00	22	8,9
<b>R.5/16</b>	<b>R.5/16E</b>	5/16	12,0	12,0	6,50	22	11,5
<b>R.11/32</b>	<b>R.11/32E</b>	11/32	13,2	13,2	6,50	22	14,5
<b>R.3/8</b>	<b>R.3/8E</b>	3/8	14,7	14,7	7,80	22	17,8
<b>R.13/32</b>	<b>R.13/32E</b>	13/32	14,7	14,7	7,80	22	17,0
<b>R.7/16</b>	<b>R.7/16E</b>	7/16	15,8	15,8	9,00	22	19,5
<b>R.1/2</b>	<b>R.1/2E</b>	1/2	17,7	17,7	10,00	22	24,5
<b>R.9/16</b>	<b>R.9/16E</b>	9/16	18,7	18,7	10,00	22	25,2

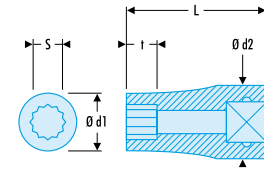


## RB 1/4" drive inch 12-point OGV® sockets

▷ Performance : to AS.954E.

• Used for aeronautical applications.


	Ø d1 mm	Ø d2 mm	t mm	L mm	ΔΔ g
<b>RB.3/16</b>	7,6	11,2	4,8	22	7,0
<b>RB.7/32</b>	8,7	11,2	5,5	22	8,0
<b>RB.1/4</b>	9,7	11,2	6,0	22	8,0
<b>RB.9/32</b>	10,6	11,2	6,0	22	10,5
<b>RB.5/16</b>	11,9	11,9	6,5	22	10,0
<b>RB.11/32</b>	12,9	12,9	6,5	22	11,5
<b>RB.3/8</b>	13,7	13,7	7,8	22	14,0
<b>RB.7/16</b>	15,8	14,8	9,0	22	17,0
<b>RB.1/2</b>	16,9	16,0	10,0	22	18,5
<b>RB.9/16</b>	18,7	17,5	10,0	22	22,0

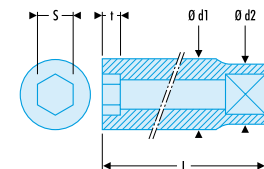


## ▶ Long-reach sockets 1/4" OGV®

### R.LA 1/4" long-reach metric 6-point OGV® sockets

▷ Performance : to ISO 2725-1, DIN 3124, NF ISO 2725-1.


	S mm	Ø d1 mm	Ø d2 mm	t mm	L mm	ΔΔ g
<b>R.3,2LA</b>	3,2	5,80	12,0	1,8	50,5	18
<b>R.4LA</b>	4,0	6,80	12,0	2,0	50,5	18
<b>R.5LA</b>	5,0	8,10	12,0	2,3	50,5	18
<b>R.5,5LA</b>	5,5	8,10	12,0	3,0	50,5	18
<b>R.6LA</b>	6,0	9,40	12,0	5,6	50,5	18
<b>R.7LA</b>	7,0	10,9	12,0	7,1	50,5	27
<b>R.8LA</b>	8,0	12,0	12,0	7,9	50,5	27
<b>R.9LA</b>	9,0	12,8	12,8	7,9	50,5	32
<b>R.10LA</b>	10,0	14,3	14,3	7,9	50,5	41
<b>R.11LA</b>	11,0	16,0	16,0	7,9	50,5	54
<b>R.12LA</b>	12,0	16,8	16,8	8,4	50,5	50
<b>R.13LA</b>	13,0	18,2	18,2	8,4	50,5	59
<b>R.14LA</b>	14,0	19,2	19,2	10,2	50,5	68

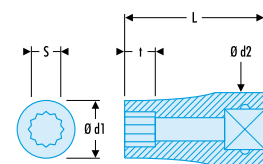


### R.EL 1/4" long-reach inch 12-point OGV® sockets

▷ Performance : to AS954E, ASME B 107.1.

- High performance, suitable for aircraft fasteners to AS954E.
- Thinner socket walls for better accessibility.
- Facom OGV® 12 point profile ensures :
  - Reduced stress.
  - Better protection of 6 and 12-point screw heads.
  - High durability.
- Available as a rack set reference : REL.40U.


	S mm	Ø d1 mm	Ø d2 mm	t mm	L mm	ΔΔ g
<b>R.3/16EL</b>	3/16	7,7	10,9	6	50	14
<b>R.7/32EL</b>	7/32	8,5	10,9	7,4	50	15
<b>R.1/4EL</b>	1/4	9,4	10,9	7,4	50	17
<b>R.9/32EL</b>	9/32	10,2	10,9	8,5	50	17
<b>R.5/16EL</b>	5/16	11,4	11,8	9	50	23
<b>R.11/32EL</b>	11/32	12,5	12	9,7	50	25
<b>R.3/8EL</b>	3/8	13,7	12,8	11,2	50	32
<b>R.7/16EL</b>	7/16	15,6	14,3	11,9	50	40
<b>R.1/2EL</b>	1/2	17,3	16,2	13,8	50	45
<b>R.9/16EL</b>	9/16	18,8	17,1	16,2	50	49



**New**


**Rack set of 1/4" drive sockets**

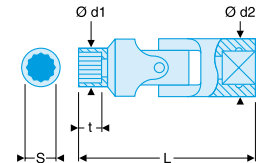
- Racks fit inside tool boxes, in roller cabinets, on panels.
- A range of sockets displayed for easy selection.


	Sizes	$\Delta\Delta$ g	Rack
<b>R.40E</b>	R: 3,2 - 4 - 5 - 5,5 - 6 - 7 - 8 - 9 - 10 - 11 - 12 - 13 - 14	255	CKS.93
<b>RL.40E</b>	RL: 3,2 - 4 - 5 - 5,5 - 6 - 7 - 8 - 9	220	CKS.89
<b>RL.41E</b>	RL: 10 - 11 - 12 - 13 - 14	310	CKS.89
<b>R.40U</b>	R: 3/16 - 7/32 - 1/4 - 9/32 - 5/16 - 11/32 - 3/8 - 13/32 - 7/16 - 1/2 - 9/16	235	CKS.93
<b>REL.40U</b>	REL: 3/16 - 7/32 - 1/4 - 9/32 - 5/16 - 11/32 - 3/8 - 7/16 - 1/2 - 9/19	345	CKS.93


**R.F 1/4" drive hinged inch 12-point OGV® sockets**

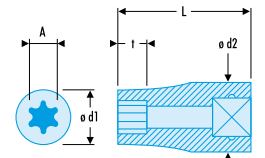
▷ Performance : to ANSI B 107.1, GGG.W.641E, ASME B 107.1.

	$\emptyset$ d1 mm	$\emptyset$ d2 mm	t mm	L mm	$\Delta\Delta$ g
<b>R.3/16F</b>	8,0	13,0	5,3	31,6	13
<b>R.7/32F</b>	8,5	13,0	6,1	32,4	13
<b>R.1/4F</b>	9,8	13,0	6,5	32,8	13
<b>R.9/32F</b>	10,5	13,0	6,5	32,8	13
<b>R.5/16F</b>	12,0	13,0	7,0	33,3	14
<b>R.11/32F</b>	13,3	13,0	7,0	33,3	16
<b>R.3/8F</b>	13,7	13,0	8,3	34,6	21
<b>R.7/16F</b>	15,5	13,0	9,5	35,8	27
<b>R.1/2F</b>	18,0	13,0	10,5	36,8	34
<b>R.9/16F</b>	19,2	13,0	10,5	36,8	35

**▶ Long-reach sockets  1/4" Torx®****RTX 1/4" drive Torx® sockets**

- Drive  1/4".
- For Torx® fasteners.
- Manual use.
- Chrome finish.

	Torx® no.	I★ A mm	$\emptyset$ d1 mm	$\emptyset$ d2 mm	t mm	L mm	$\Delta\Delta$ g
<b>RTX.4</b>	E4	3,70	5,4	11,2	3,2	22	8
<b>RTX.5</b>	E5	4,58	6,7	11,2	3,0	22	8
<b>RTX.6</b>	E6	5,54	7,7	11,2	3,6	22	8
<b>RTX.7</b>	E7	6,22	8,3	11,2	3,6	22	8
<b>RTX.8</b>	E8	7,29	9,6	11,2	4,3	22	9
<b>RTX.10</b>	E10	9,19	11,3	12,0	5,6	22	11

**Set of 1/4" drive Torx® sockets****RTX.40**

- Sockets supplied on a rack.




	$\emptyset$	Dimensions Torx®	Rack	$\Delta\Delta$ g
<b>RTX.40</b>	6	E4 - E5 - E6 - E7 - E8 - E10	CKS.89	90



## ▶ Bit sockets 1/4"




### RT 1/4" drive metric and inch bit sockets

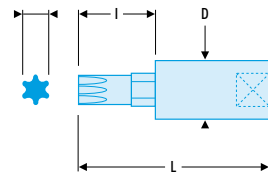
- Removable bits.
- Metric and inch sizes.

	S	Ø d	Components		I	L	ΔΔ
	mm	mm			mm	mm	g
<b>RT.2</b>	2,00	11,3	R.245	EH.102	15	37	18
<b>RT.2,5</b>	2,50	11,3	R.245	EH.102,5	15	37	18
<b>RT.3</b>	3,00	11,3	R.245	EH.103	15	37	18
<b>RT.4</b>	4,00	11,3	R.245	EH.104	15	37	18
<b>RT.5</b>	5,00	11,3	R.245	EH.105	15	37	19
<b>RT.6</b>	6,00	11,3	R.245	EH.106	15	37	20
<b>RT.7</b>	7,00	11,3	R.245	EH.107	15	37	21
<b>RT.8</b>	8,00	11,3	R.245	EH.108	15	37	22
<b>RT.10</b>	10,00	11,3	R.245	EH.110	15	37	24
<b>RT.1/8</b>	3,17	11,3	R.245	EH.101/8	15	37	18
<b>RT.5/32</b>	3,96	11,3	R.245	EH.105/32	15	37	18
<b>RT.3/16</b>	4,76	11,3	R.245	EH.103/16	15	37	18
<b>RT.7/32</b>	5,56	11,3	R.245	EH.107/32	15	37	19
<b>RT.1/4</b>	6,35	11,3	R.245	EH.101/4	15	37	20



### RX 1/4" drive Torx® bit sockets

	Torx®	I	Components		D	I	L	ΔΔ
	no.	A mm			mm	mm	mm	g
<b>RX.6</b>	T6	1,65	R.245	R.245	11,3	16	38	17
<b>RX.7</b>	T7	1,97	R.245	R.245	11,3	16	38	17
<b>RX.8</b>	T8	2,30	R.245	R.245	11,3	16	38	17
<b>RX.9</b>	T9	2,48	R.245	R.245	11,3	16	38	17
<b>RX.10</b>	T10	2,72	R.245	R.245	11,3	16	38	17
<b>RX.15</b>	T15	3,26	R.245	R.245	11,3	16	38	17
<b>RX.20</b>	T20	3,84	R.245	R.245	11,3	16	38	18
<b>RX.25</b>	T25	4,40	R.245	R.245	11,3	16	38	18
<b>RX.27</b>	T27	4,96	R.245	R.245	11,3	16	38	18
<b>RX.30</b>	T30	5,49	R.245	R.245	11,3	16	38	18
<b>RX.40</b>	T40	6,60	R.245	R.245	11,3	16	38	18





## Create your own bit sockets




### Bits




Series 1  1/4"  
Series 2  5/16"

See section 7 p. **345**

### Bit holders 1/4"




 **R.235**

 1/4" (6,35 mm)  
Standard spring clip



 **R.245**

 1/4" (6,35 mm)  
Heavy-duty spring clip





# Junior 3/8" range.

## ▶ Socket sets 3/8"

 3/8"

Metric socket sets

⇒ J.501   
 ⇒ J.500 





⇒ J.431P   
 ⇒ J.430AP 







































⇒ J.420E 



⇒ J.431ASP   
 ⇒ J.430ASP 



### LOCKING RATCHETS AND EXTENSIONS : NO MORE LOST SOCKETS

								
		J.501	J.500	J.430AP	J.431P	J.420E	J.431ASP	J.430ASP
		J.171	J.171	J.161	J.161	J.151A	J.161	J.161
		6	12	12	6	12	6	12
		J.H	J.	J.	J.H	J.	J.H	J.
	7					•		
	8	•	•	•	•	•	•	•
	9	•	•	•	•	•	•	•
	10	•	•	•	•	•	•	•
	11	•	•	•	•	•	•	•
	12	•	•	•	•	•	•	•
	13	•	•	•	•	•	•	•
	14	•	•	•	•	•	•	•
	15	•	•	•	•	•	•	•
	16	•	•	•	•	•	•	•
	17	•	•	•	•	•	•	•
	18	•	•	•	•	•	•	•
	19	•	•	•	•	•	•	•
	20					•		
	21	•	•	•	•	•	•	•
	22	•	•	•	•	•	•	•
	23					•		
	24					•		
	J.210			•	•		•	•
	J.215			•	•		•	•
	J.120A	•	•	•	•		•	•
	J.240A	•	•	•	•		•	•
	J.210RC	•	•					
	J.215RC	•	•					
	J.210S					•		
	J.235						•	•
	J.236						•	•
	ED						•	•
	+						•	•
	3						•	•
	4						•	•
	EH						•	•
	6						•	•
	8						•	•
	10						•	•
	ES						•	•
	6,5						•	•
	8						•	•
	10						•	•
			PL.412A		PL.13	PL.19A		PL.411
			BP.112		BT.112G	BP.115		BP.112
			389 x 164 x 66 mm			322 x 143 x 67 mm		389 x 164 x 66 mm
			2,20 kg	2,20 kg	1,96 kg	2,75 kg	1,50 kg	2,75 kg



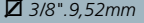
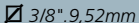















Ratchets, sockets and accessories



 3/8"

Metric socket modules

## FACOM MODULES : THE BEST STORAGE SYSTEM FOR YOUR ROLLER CABINETS

		MOD.J7	MOD.J5	MOD.J1
		J.161 + J174	J.171	J.161
				
		J.H	J.H	J.H
	7			
	8	•	•	•
	9	•	•	•
	10	•	•	•
	11	•	•	•
	12	•	•	•
	13	•	•	•
	14	•	•	•
	15	•	•	•
	16	•	•	•
	17	•	•	•
	18	•	•	•
19	•	•	•	
20				
21	•	•	•	
22	•	•	•	
23	•			
24	•			
	J.210			•
	J.215			•
	J.120A	•	•	•
	J.240A	•	•	•
	J.210RC	•	•	•
	J.215RC	•	•	•
	J.210S			
	J.235			
	J.236			
 ED	2			
	3			
	4			
 EH	5			
	6			
	8			
	10			
 ES	6,5			
	8			
	10			
		PL.665	PL.322A	
		420 x 180 x 55 mm		
		2,20 kg	1,75 kg	1,80 kg



 MOD.J7 



 MOD.J5 



 MOD.J1 



 3/8"

Metric socket, wrench and bit sets

 J.451EP  6  12



 JT.415E



















 JX.415EP



 J.426M














		J.451EP	J.447E	JT.415E	JX.415EP	J.426M
		J.161 + J.156	J.151	J.151A	J.161	-
	3/8" - 9,52mm	J,  J.LA	J,  39	-	-	-
	7	•	•			
	8	•	•			
	9	•	•			
	10	•	•			
	11	•	•			
	12	•	•			
	13	•	•			
	14	•	•			
	15	•	•			
	16	•	•			
	17	•	•			
	18	•	•			
	19	•	•			
	21	•	•			
	22	•	•			
	24	•	•			
	J.210	•	•			•
	J.210S			•		
	J.215	•	•		•	
	J.120A				•	
	J.240A	•	•			
	J.110	•				
	J.140A	•				•
	J.235	•			•	•
	J.236	•			•	•
	J.216	•				•
	J.222					•
	BJ.21A1		•			
	BJ.16A1		•			
	JT					
	3	•		•		
	4	•		•		
	5	•		•		
	6	•		•		
	7	•		•		
	8	•		•		
	10	•		•		
	ED					
	1	•				•
	2	•				•
	3	•				•
	4	•				•
	EP					
	1					•
	2					•
	3					•
	4					•
	ES					
	4					•
	5,5	•				•
	6,5	•				•
	8	•				•
	10	•				•
	EX					
	10				•	•
	15				•	•
	20				•	•
	25				•	•
	27				•	•
	30				•	•
	40				•	•
	45				•	•
	50				•	•
	55				•	•
	EH					
	3					•
	4					•
	5					•
	6					•
	7					•
	8					•
	10					•
		PL.77A BT.105	PL.27B BR.109	PL.20A BR.115	PL.118 BT.109G	PL.21A BR.112
		540 x 280 x 58 mm	478 x 234 x 72 mm	322 x 143 x 66 mm	470 x 195 x 53 mm	389 x 164 x 66 mm
		7,70 kg	3,55 kg	1,27 kg	1,75 kg	2,53 kg

# Junior 3/8" range.

 3/8"

Inch socket sets

	J.430MU	J.430UP	J.450U	J.420AU	MOD.J2
	J.161	J.161	J.151A + J.156	J.161	J.161
	J.	J.	J. J.LA	J.	J.
 3/8" .9,52mm					
	1/4	•	•	•	•
	5/16	•	•	•	•
	3/8	•	•	•	•
	7/16	•	•	•	•
	1/2	•	•	•	•
	9/16	•	•	•	•
	5/8	•	•	•	•
	11/16	•	•	•	•
	3/4	•	•	•	•
	13/16	•	•	•	•
	7/8	•	•	•	•
	15/16	•	•	•	•
	1"	•	•	•	•
	7	•			
	8	•			
	9	•			
	10	•			
	11	•			
	12	•			
	13	•			
	14	•			
	15	•			
	16	•			
	17	•			
	18	•			
	J.210	•	•	•	•
	J.215	•	•	•	•
	J.120A	•	•	•	•
	J.240A	•	•	•	•
	J.110		•		•
	J.235		•		
	J.236		•		
	J.216		•		
J.140A		•			
	JT 1/8		•		
	5/32		•		
	3/16		•		
	7/32		•		
	1/4		•		
	5/16		•		
	ED 1		•		
	2		•		
	3		•		
	4		•		
	ES 5,5		•		
	6,5		•		
	8		•		
	10		•		
	PL.59A	PL.12A	PL.78A	PL.69A	PL.601
	BP.109		BT.105	BP.115	-
	478 x 234 x 72 mm		540 x 280 x 58 mm	332 x 143 x 67 mm	420 x 180 x 55 mm
	4,18 kg	3,73 kg	7,38 kg	2,70 kg	1,52 kg


 J.430MU 



 J.430UP 



 J.450U 



 J.420AU 



 MOD.J2 



# Junior 3/8" range.

## ▶ Ratchets 3/8"

### 3/8" "Junior" ratchets

#### Facom round head ratchets

⇒ J.171  
● ● ○ ○ ○ ○



⇒ J.161  
○ ● ○ ○ ○ ○



⇒ J.151A  
○ ○ ○ ○ ○ ○



⇒ J.174  
● ● ● ○ ○ ○



⇒ J.153A  
○ ● ● ○ ○ ●



⇒ J.161E  
○ ● ● ● ● ○



⇒ J.155A  
○ ● ○ ○ ○ ●



⇒ J.157A  
○ ● ● ● ● ○



⇒ J.158A  
○ ● ● ● ● ●



⇒ J.159A  
○ ● ● ● ● ●



**The solution for congested spaces**

**Compact :**

- The Facom ratchet mechanism ensures a very compact round head design.

**Precise :**



- 72 tooth mechanism gives increments of only 5°.

**High performance :**

- Meet the requirements of ISO 3315, DIN 312 NF ISO 3315.

#### Metal grip ratchets

• Ideal for environments where PVC grips are vulnerable to solvent attack.


⇒ J.156  
Ratchet attachment.  
Female drive :  3/8"  
Male drive :  3/8".



#### Facom VSE 1000 V insulated ratchets



See the "VSE" series range of 1000 V insulated tools on page **661**



Ratchets, sockets and accessories



 3/8"

## Selection guide




### Locking system

**Safe :** Locking system can resist a socket pull-off force of up to 600 Newtons. No lost sockets.  
**Ergonomic :** Immediate socket release simply by pressing the button, even with slippery or gloved hands.



### Palm control system

**Ergonomic :** Allows the operator to push down on the head of the ratchet while avoiding accidental reversal.



### Long handle

**Power :** Transmits more torque without over-loading the ratchet mechanism.



### Short handle

**Compact :** Ideal for awkward spaces.



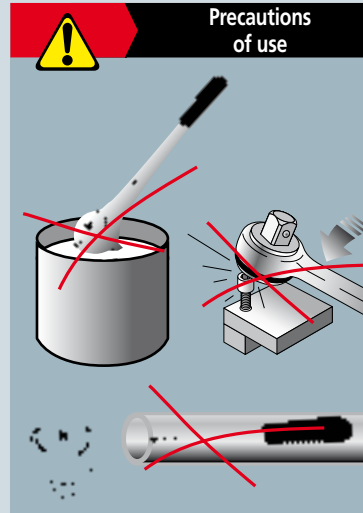
### Metal handle





**Sturdy :** Ideal for environments where PVC grips are vulnerable to solvent attack.  
**Grip :** Knurled to avoid all risk of slippage.

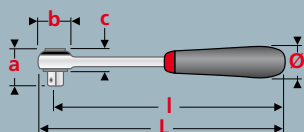


### Hinged handle

**Hinged handle with stiffened joint for optimum clearance.**



	J.171	J.161	J.151A	J.174	J.153A	J.161E	J.155A	J.157A	J.158A	J.159A	J.156
<b>Advantages</b>											
<b>Locking system</b>	●			●							
<b>Palm control system</b>	●	●		●	●	●	●	●	●	●	
<b>Long handle</b>				●	●			●	●	●	
<b>Short handle</b>						●					
<b>Metal handle</b>						●	●	●	●	●	
<b>Hinged handle</b>					●				●	●	
<b>Characteristics</b>											
<b>Increments</b>	5°	5°	5°	5°	5°	5°	5°	5°	5°	5°	5°
<b>No of teeth</b>	72	72	72	72	72	72	72	72	72	72	72
<b>L (mm)</b>	210	175	175	250	278	110	190	257	273	268	-
<b>l (mm)</b>	195	160	160	234	263	95	175	242	258	253	-
<b>a (mm)</b>	36	32	29	36	32	32	32	32	32	31	53
<b>b (mm)</b>	32.5	29.5	29.5	32.5	29.5	29.5	29.5	29.5	29.5	30	39
<b>c (mm)</b>	24	21	18	24	21	21	21	21	21	20	42
<b>Ø (mm)</b>	28	25	21	28	25	14	16	16	16	16	-
<b>ΔΔ g</b>	260	210	200	320	315	140	260	320	350	375	200
<b>Maintenance</b>											
	<b>Knurl caps</b>										
	J.161C		●			●	●	●	●	●	
	S.156C										●
	<b>Spare parts kit</b>			●							
	J.161RN		●			●	●	●	●	●	
	S.151RN										●
	<b>Square drives</b>										
	J.151AR		●	●		●	●	●	●	●	
	J.151R										●

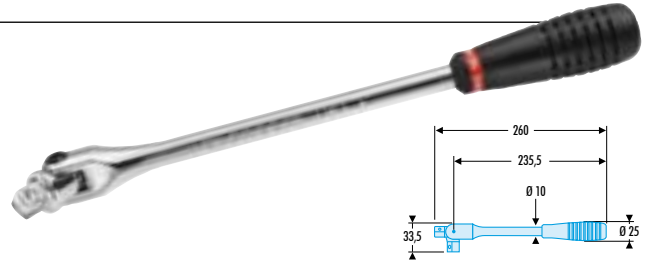


**► Accessories  3/8"****3/8" drive hinged handle 260 mm****J.140A**

► Performance : to ISO 3315, DIN 3122, NF ISO 3315.

- Stiffened joint.
- Chrome finish.

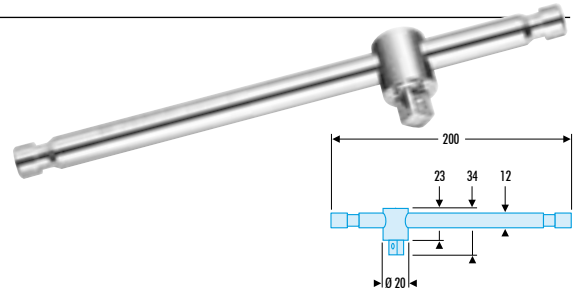
ΔΔ : 230 g.

**3/8" drive sliding tee****J.120**

► Performance : to ISO 3315, DIN 3122, NF ISO 3315.

- Friction-head allows bar to form a T or L-handle.

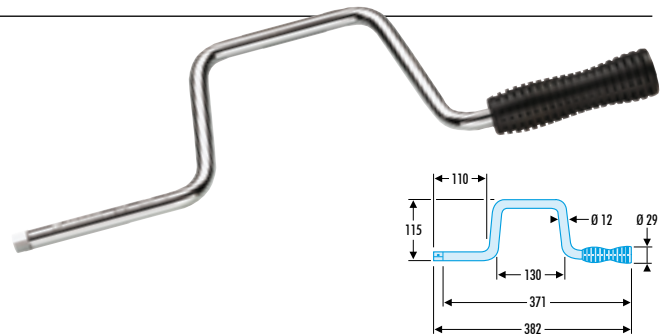
ΔΔ : 215 g.

**3/8" drive speed brace****J.110A**

► Performance : to ISO 3315, DIN ISO 3122, NF ISO 3315.

- For fast rotation.
- PVC rotating handle.


ΔΔ : 395 g.

**3/8" drive metal-grip hinged handle 255 mm****J.145**

► Performance : to ISO 3315, DIN 3122, NF ISO 3315.

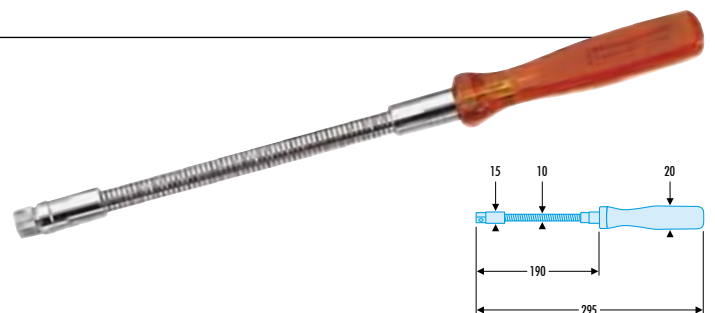
- Stiffened joint.
- Chrome finish.

ΔΔ : 290 g.

**3/8" drive flexible spinner 295 mm****J.222**

- For fasteners where access is difficult.
- Unsuitable for high torques : max. 3 N.m.

ΔΔ : 180 g.



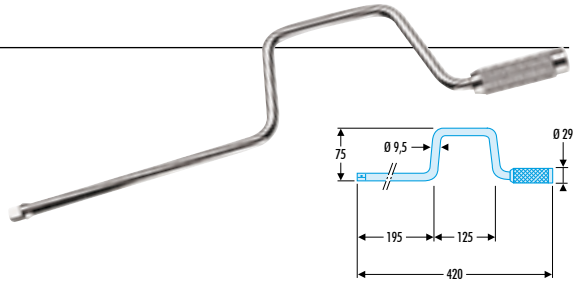
# Junior 3/8" range.

## 3/8" drive metal-grip speed brace

### J.115

▷ Performance : to ISO 3315, DIN ISO 3122, NF ISO 3315.

- For fast rotation.
  - Metal rotating handle.
- ΔΔ : 425 g.




## 3/8" drive tee with universal joint 450 mm

### J.229A

▷ Performance : to ISO 1174-1, DIN 3120, NF ISO 1174-1.

- Universal joint withstands high torques and is spring-steadied in position.
  - Long reach and working angle up to 65° allows access to recessed fasteners.
  - Length 450 mm.
  - Tee handle.
- ΔΔ : 410 g.

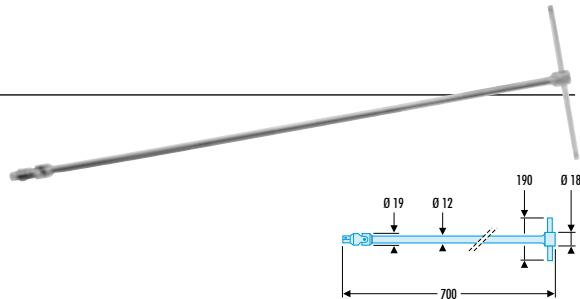


## 3/8" drive tee with universal joint 700 mm

### J.228

▷ Performance : to ISO 1174-1, DIN 3120, NF ISO 1174-1.

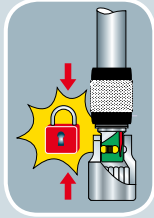
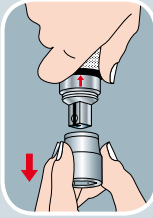

- Tee handle.
- ΔΔ : 660 g.



i **Locking system = total safety**


- Resists a socket pull-off load of over 60 kg
- Prevents accidental socket loss
- Instantly unlocks by retracting the knurled ring.

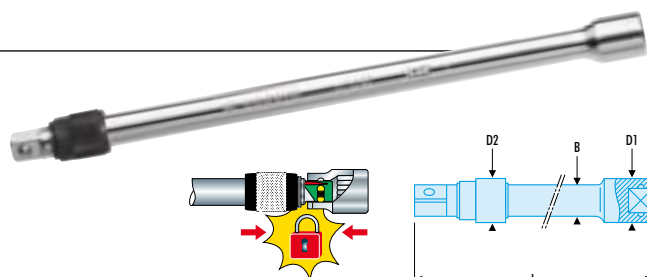
**Use only with sockets equipped with an internal ball notch.**

## J.RC 3/8" drive locking extensions

- Lock system prevents socket loss for total safety.

	B mm	D1 mm	D2 mm	L mm	ΔΔ g
J.210RC	12,5	18	18	125	135
J.215RC	12,5	18	18	250	240
J.217RC	12,5	18	18	500	490










### Wobble extensions

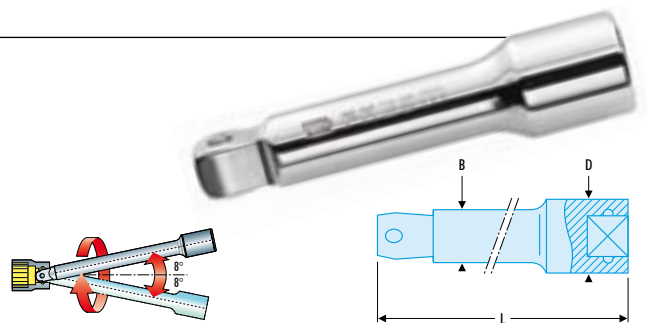
*Inaccessible with a socket or a universal joint?  
Use a wobble extension!*



#### J.S 3/8" drive wobble extensions


- Square drive profile gives 8° working angle.
- Useful where access is limited.

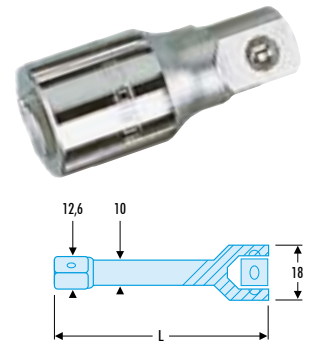
	B mm	D mm	L mm	ΔΔ g
<b>J.209S</b>	12,5	18	75	80
<b>J.210S</b>	12,5	18	125	130



#### J 3/8" drive extensions

▷ Performance : to ISO 3316, DIN 3123, NF ISO 3316.

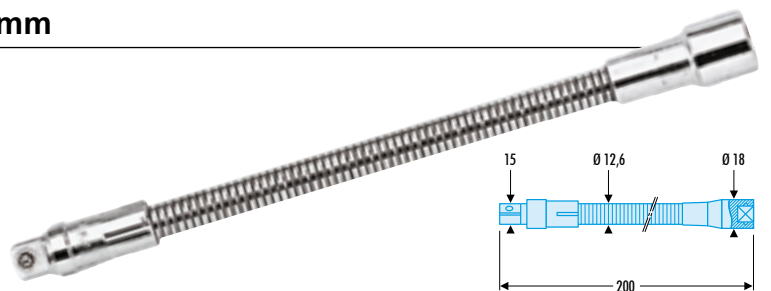
	L mm	ΔΔ g
<b>J.208</b>	50	62
<b>J.209</b>	75	86
<b>J.210</b>	125	127
<b>J.215</b>	250	230
<b>J.217</b>	500	445



#### R 3/8" drive flexible extension 200 mm

##### J.216

- Unsuitable for high torques.
- ΔΔ : 145 g.



# Junior 3/8" range.

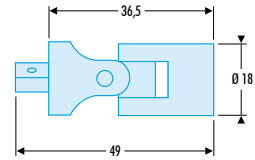
## 3/8" universal joint

### J.240A

▷ Performance : to ISO 3316, DIN 3123, NF ISO 3316.

- Spring-stiffened joints.

ΔΔ : 60 g.



## 3/8" to 1/4" coupler

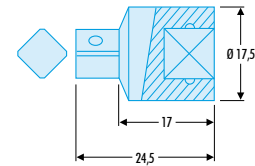

### J.230

▷ Performance : to ISO 3316, DIN 3123, NF ISO 3316.

- For adapting 1/4" drive sockets.

- Max. torque 62 N.m.

ΔΔ : 25 g.



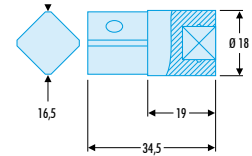

## 3/8" to 1/2" coupler

### J.232

▷ Performance : to ISO 3316, DIN 3123, NF ISO 3316.

- For adapting 1/2" drive sockets.

ΔΔ : 45 g.



## Set of 3 couplers

### D.169

- Allows use of square drives smaller than socket drive sizes :

- 1/4" square drive + D.169RJ ▷ 3/8" socket.

- 3/8" square drive + D.169JS ▷ 1/2" socket.

- 1/2" square drive + D.169SK ▷ 3/4" socket.

- Compactness means that fewer tools are needed for in situ maintenance operations.

- Magnetic retainer and locking system (JS and SK).

- Knurl allows hand tightening where access is difficult.



ΔΔ : 96 g.

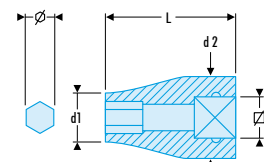


## 3/8" drive spring-clip bit holders

- Spring clip bit holding system.



- For frequent bit changes.


	∅"		d1 mm	d2 mm	L mm	ΔΔ g
J.235	1/4	3/8	11,3	18,0	30	26
J.236	5/16	3/8	14	18,0	30	30



## 3/8" drive lock-ring bit holder

### EF.J

	∅"		Length mm	ΔΔ g
EF.J	1/4	3/8	43	48



► Sockets  3/8" OGV®

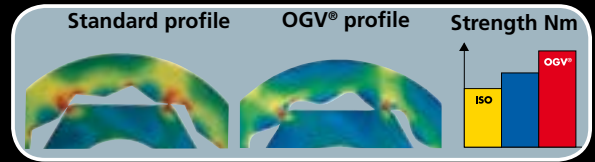


Facom OGV® profile

**HIGHER TORQUE WITHOUT DAMAGE TO FASTENERS !**

The OGV® profile is achieved by a succession of curves instead of the flats found in conventional sockets®.

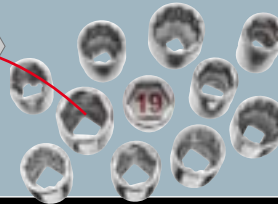
- **More powerful tightening :**  
Larger contact area between socket and fastener minimises stress.
- **Less wear :**  
Torque is transmitted through the fastener flats instead of the corners.
- **Increased durability :**  
Stress concentration in the corners is eliminated.



TAG socket inserts



- Immediately identify your sockets.
- 6- or 12-point sockets.

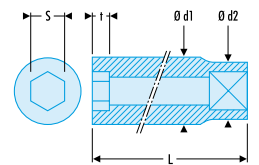
⇒ TAG





J 3/8" drive metric 6 and 12-point OGV® sockets

► Performance : to ISO 2725-1, DIN 3124, NF ISO 2725-1.


		S	Ø d1	Ø d2	t	L	ΔΔ
		mm	mm	mm	mm	mm	g
J.7H	J.7	7	11,0	17,6	6,0	27	24
J.8H	J.8	8	12,2	17,6	6,5	27	25
J.9H	J.9	9	13,5	17,6	6,7	27	25
J.10H	J.10	10	14,7	17,6	7,8	27	26
J.11H	J.11	11	16,0	17,6	9,0	27	27
J.12H	J.12	12	17,2	17,6	9,5	27	26
J.13H	J.13	13	18,3	17,4	10,4	30	36
J.14H	J.14	14	19,5	17,6	10,5	30	34
J.15H	J.15	15	20,8	18,9	12,0	30	38
J.16H	J.16	16	22	19,9	12,0	30	45
J.17H	J.17	17	23,4	21,7	13,0	30	52
J.18H	J.18	18	24,7	21,7	13,0	33	69
J.19H	J.19	19	26,0	22,7	14,0	33	62
J.20H	J.20	20	27,2	22,2	15,0	33	70
J.21H	J.21	21	28,5	23,5	16,0	33	75

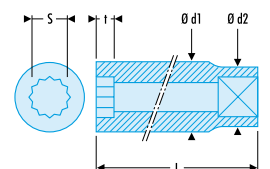


		S	Ø d1	Ø d2	t	L	ΔΔ
		mm	mm	mm	mm	mm	g
J.22H	J.22	22	29,7	24,7	16,5	33	80
J.23H	J.23	23	31,0	26,0	16,5	33	90
J.24H	J.24	24	31,3	26,3	16,5	33	86

J 3/8" drive inch 12-point OGV® sockets

► Performance : to GGG.W.641E, ANSI B 107.1, ASME B 107.1.

	S	Ø d1	Ø d2	t	L	ΔΔ
	mm	mm	mm	mm	mm	g
J.1/4	1/4	6,35	10,0	17,5	6,0	24
J.5/16	5/16	7,95	11,9	17,5	6,5	25
J.3/8	3/8	9,53	14,1	17,6	7,5	27
J.7/16	7/16	11,11	16,0	17,5	9,0	27
J.1/2	1/2	12,70	18,1	17,5	10,4	30
J.9/16	9/16	14,29	19,5	17,7	10,5	30
J.5/8	5/8	15,88	22,0	20,0	12,0	30
J.11/16	11/16	17,46	24,0	21,0	13,0	33
J.3/4	3/4	19,05	26	22,7	14,0	33
J.13/16	13/16	20,64	28,0	23,0	16,0	33
J.7/8	7/8	22,23	29,7	24,7	16,5	33
J.15/16	15/16	23,81	31,3	26,3	16,5	33
J.1"	1	25,40	33,3	28,3	16,5	33




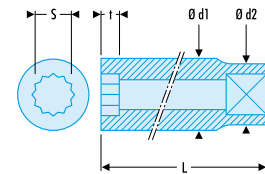
# Junior 3/8" range.

## JB 3/8" drive inch 12-point OGV® sockets

▷ Performance : to AS.954E.



• Used for aeronautical applications.

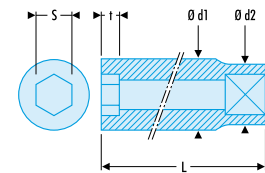
	Ø d1 mm	Ø d2 mm	t mm	L mm	ΔΔ g
<b>JB.1/4</b>	9,7	16,7	6,0	27	20
<b>JB.5/16</b>	11,7	16,7	6,8	27	21
<b>JB.11/32</b>	12,7	16,7	6,8	27	22
<b>JB.3/8</b>	13,7	16,7	7,5	27	23
<b>JB.7/16</b>	15,6	16,7	9,0	27	24
<b>JB.1/2</b>	17,6	16,7	10,4	30	27
<b>JB.9/16</b>	19,6	18,5	10,5	30	33
<b>JB.5/8</b>	21,6	20,0	12,0	30	42
<b>JB.11/16</b>	23,6	22,0	13,0	32	50
<b>JB.3/4</b>	25,4	22,8	15,0	32	55
<b>JB.13/16</b>	27,4	24,0	16,0	32	68
<b>JB.7/8</b>	29,4	24,0	16,0	32	68



## J.HLA 3/8" drive long-reach metric 6 and 12-point OGV® sockets


▷ Performance : to ISO 2725-1, DIN 3124, NF ISO 2725-1.

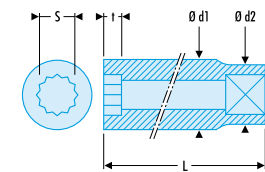
		S mm	Ø d1 mm	Ø d2 mm	t mm	L mm	ΔΔ g
<b>J.7HLA</b>	<b>J.7LA</b>	7	10,6	17,3	6	55	44
<b>J.8HLA</b>	<b>J.8LA</b>	8	12	17,3	7,5	55	46
<b>J.9HLA</b>	<b>J.9LA</b>	9	13	17,3	7,5	55	47
<b>J.10HLA</b>	<b>J.10LA</b>	10	14,5	17,3	9	55	50
<b>J.11HLA</b>	<b>J.11LA</b>	11	16	17,3	10,5	55	53
<b>J.12HLA</b>	<b>J.12LA</b>	12	16,8	17,2	12	55	53
<b>J.13HLA</b>	<b>J.13LA</b>	13	18	17	12	55	54
<b>J.14HLA</b>	<b>J.14LA</b>	14	20	18	15	55	60
<b>J.15HLA</b>	<b>J.15LA</b>	15	21	20	15	60	75
<b>J.16HLA</b>	<b>J.16LA</b>	16	22	20	15	60	85
<b>J.17HLA</b>	<b>J.17LA</b>	17	23,5	22	15	60	102
<b>J.18HLA</b>	<b>J.18LA</b>	18	24,5	23	18	60	109
<b>J.19HLA</b>	<b>J.19LA</b>	19	25	24	18	60	110
<b>J.21HLA</b>	<b>J.21LA</b>	21	27	26	18	60	123
<b>J.22HLA</b>	<b>J.22LA</b>	22	29	28	21	60	150
<b>J.24HLA</b>	<b>J.24LA</b>	24	31	30	24	60	176



## J.LA 3/8" long-reach inch 12-point OGV® sockets


▷ Performance : to ASME B 107.1.

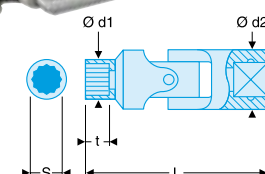
	S "	Ø d1 mm	Ø d2 mm	t mm	L mm	ΔΔ g	
<b>J.1/4LA</b>	1/4	6,35	10,6	17,5	4,0	44,7	36
<b>J.5/16LA</b>	5/16	7,94	12,4	17,5	4,3	44,7	36
<b>J.3/8LA</b>	3/8	9,53	14,3	17,5	4,7	44,7	41
<b>J.7/16LA</b>	7/16	11,11	16,2	17,5	6,2	44,7	45
<b>J.1/2LA</b>	1/2	12,70	18,2	18,2	7,4	44,7	50
<b>J.9/16LA</b>	9/16	14,29	20,5	20,5	9,0	48,0	72
<b>J.5/8LA</b>	5/8	15,88	22,3	22,3	10,2	63,8	104
<b>J.11/16LA</b>	11/16	17,46	23,8	23,8	10,2	63,8	113
<b>J.3/4LA</b>	3/4	19,05	25,3	25,3	11,8	63,8	127
<b>J.13/16LA</b>	13/16	20,64	27,0	27,0	12,3	63,8	140
<b>J.7/8LA</b>	7/8	22,23	30,2	30,2	12,7	63,8	181
<b>J.15/16LA</b>	15/16	23,81	31,8	31,8	12,7	63,8	185
<b>J.1"LA</b>	1	25,40	33,4	33,4	12,7	63,8	185



## J.F 3/8" drive hinged inch 12-point OGV® sockets

▷ Performance : to ANSI B 107.1, GGG.W.641E, ASME B 107.1.


	Ø d1 mm	Ø d2 mm	t mm	L mm	ΔΔ g
<b>J.3/8F</b>	14,0	19,0	8,3	47,5	55
<b>J.7/16F</b>	15,8	19,0	9,8	49,0	55
<b>J.1/2F</b>	18,3	19,0	11,3	50,5	60
<b>J.9/16F</b>	19,5	19,0	11,3	50,5	60
<b>J.5/8F</b>	22,0	19,0	12,8	53,5	70
<b>J.11/16F</b>	24,0	19,0	13,8	54,5	72
<b>J.3/4F</b>	25,8	19,0	15,8	56,5	80

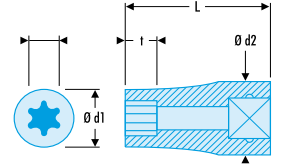


► Torx sockets®  3/8"

## JTX 3/8" Torx® sockets

- For Torx® fasteners.
- Manual use.
- Polished chrome finish.



	Torx® no.	I★ A mm	Ø d1 mm	Ø d2 mm	t mm	L mm	ΔΔ g
JTX.8	E8	7,29	9,9	17,3	5,6	26	40
JTX.10	E10	9,19	11,8	17,3	6,4	26	40
JTX.12	E12	10,95	14,5	17,3	8,0	26	40
JTX.14	E14	12,67	15,7	17,3	8,8	26	50
JTX.16	E16	14,70	18,0	17,3	9,6	26	100



## Set of Torx® sockets

## JTX.40




- Sockets supplied on a rack.

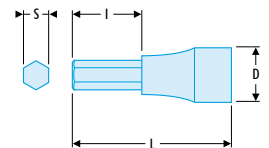

		Dimensions Torx®	Rack	ΔΔ g
JTX.40	5	E8 - E10 - E12 - E14 - E16	CKS.91	90

► Bit sockets  3/8"

## JT 3/8" drive metric and inch bit sockets




- Removable bits.

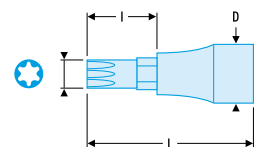
	S mm	Components  	D mm	I mm	L mm	ΔΔ g
JT.3	3	J.235 EH.103	18	15	45	31
JT.4	4	J.235 EH.104	18	15	45	31
JT.5	5	J.235 EH.105	18	15	45	32
JT.6	6	J.235 EH.106	18	15	45	33
JT.7	7	J.235 EH.107	18	15	45	34
JT.8	8	J.236 EH.208	18	17,5	47,5	43
JT.10	10	J.236 EH.210	18	17,5	47,5	50
JT.1/8	3,17	J.235 EH.101/8	18	15	45	31
JT.5/32	3,96	J.235 EH.105/32	18	15	45	31
JT.3/16	4,76	J.235 EH.103/16	18	15	45	31
JT.7/32	5,56	J.235 EH.107/32	18	15	45	32
JT.1/4	6,35	J.235 EH.101/4	18	15	45	33
JT.5/16	7,94	J.236 EH.205/16	18	17,5	47,5	43
JT.3/8	9,53	J.236 EH.203/8	18	17,5	47,5	50




## JX 3/8" drive Torx® bit sockets

- Removable bits.


	Torx® no.	I★ A mm	Components  	D mm	I mm	L mm	ΔΔ g
JX.10	T10	2,72	J.235 EX.110	18	16	46	33,5
JX.15	T15	3,26	J.235 EX.115	18	16	46	33,5
JX.20	T20	3,84	J.235 EX.120	18	16	46	33,5
JX.25	T25	4,40	J.235 EX.125	18	16	46	33,5
JX.27	T27	4,96	J.235 EX.127	18	16	46	33,5
JX.30	T30	5,49	J.235 EX.130	18	16	46	33,5
JX.40	T40	6,60	J.236 EX.240	18	22,5	52,5	45
JX.45	T45	7,77	J.236 EX.245	18	22,5	52,5	45
JX.50	T50	8,79	J.236 EX.250	18	22,5	52,5	47,5
JX.55	T55	11,17	J.236 EX.255	18	22,5	52,5	61





i **Create your own bit sockets**





**Bits**




Series 1  1/4"  
Series 2  5/16"


See section 7 p. 345

**Bit holders  3/8"**




⇒ **J.235**

 1/4" 6,35 mm



⇒ **J.236**

 5/16" 7,94 mm

p. 360

?

## Rack set of 3/8" drive short and long-reach sockets

- Racks fit inside tool boxes, in roller cabinets, on panels.
- A range of sockets displayed for easy selection.

⇒	Dimensions mm / "	Rack	ΔΔ g
<b>J.40E</b>	J : 7 - 8 - 9 - 10 - 11 - 12 - 13 - 14 - 15 - 16	CKS.94	380
<b>JL.40E</b>	JL : 7 - 8 - 9 - 10 - 11 - 12 - 13 - 14 - 15	CKS.94	590
<b>JL.41E</b>	JL : 16 - 17 - 18 - 19 - 21 - 22 - 24	CKS.94	870
<b>J.40U</b>	J : 1/4 - 5/16 - 3/8 - 7/16 - 1/2 - 9/16 - 5/8 - 11/16	CKS.94	340
<b>JL.40U</b>	JL : 1/4 - 5/16 - 3/8 - 7/16 - 1/2 - 9/16 - 5/8 - 11/16 - 3/4 - 13/16	CKS.94	840



## Rack set of 3/8" drive metric hexagon bit sockets

### JT.40

- Comprising :  
- 6 bits : JT.4-5-6-7-8-10.
  - Rack CKS.91.
- ΔΔ : 280 g.



i **Special  3/8" sockets for automotive applications**

*For details of our 3/8" special automotive sockets, see section 18*

- Spark plug sockets
- Glow plug sockets.
- Drain plug sockets
- Injector sockets



## ► CDX® socket sets

**CDX** 

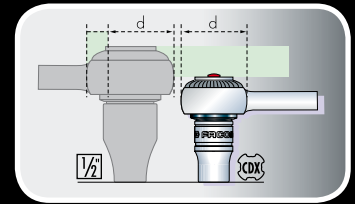
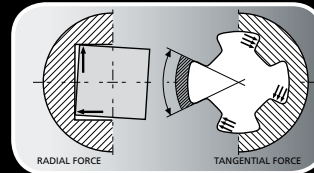
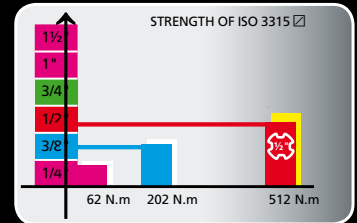
The solution to your accessibility problems



**THE POWER OF A  $\square$  1/2" RATCHET WITH THE COMPACTNESS OF A  $\square$  3/8" !**

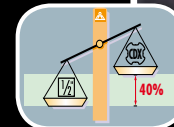
### PERFORMANCE

- The special CDX® drive transmits more torque than a standard 1/2" square drive. With its shorter handle, the CDX® drive has the same torque and strength performance as a  $\square$  1/2" drive while having the compactness of a  $\square$  3/8".
- CDX® ratchets are tested to ISO 3315 paragraph. 5 applying to  $\square$  1/2" ratchets.



### USABILITY

- The locking mechanism resists a socket pull-off load of over 60 kg.
- Immediate socket release simply by pressing the button even with slippery or gloved hands.
- Compact ratchet is more manoeuvrable.
- Lighter :  
CDX® is 40% lighter than a standard  $\square$  1/2" ratchet = less weight to carry = less fatigue.

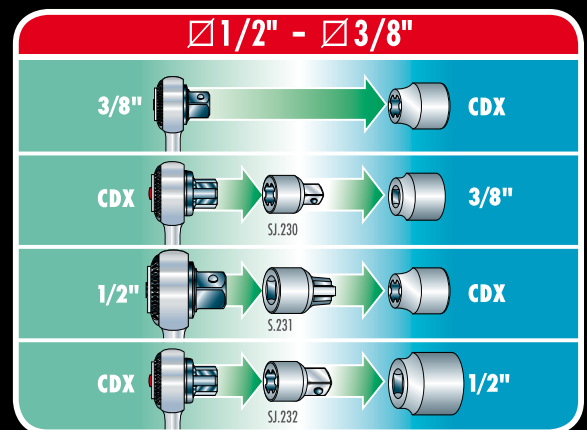


### COMPATIBILITY

- CDX® drive can be used with  $\square$  3/8" and  $\square$  1/2" tools, either directly or via couplers.

### A COMPREHENSIVE RANGE

- Standard and long-reach ratchets.
- Sockets 7 to 32 mm.
- 6 and 12-point.
- Locking extensions.
- Universal joint.
- Sliding tee.



Ratchets, sockets and accessories

FO8

**CDX®**

## Metric socket and bit sets



**SJ.440** 12



**CDX.4** 6



**CDX.5** 6
































		<b>SJ.440</b>	<b>CDX.4</b>	<b>CDX.5</b>
		SJ.171	SJ.171	SJ.174
		12	6	6
		SJ.	SJ.H	SJ.H
<b>CDX</b>				
	7	•		
	8	•	•	•
	9	•	•	•
	10	•	•	•
	11	•	•	•
	12	•	•	•
	13	•	•	•
	14	•	•	•
	15	•	•	•
	16	•	•	•
	17	•	•	•
	18	•	•	•
	19	•	•	•
	21	•	•	•
	22	•	•	•
	23	•	•	•
	24	•	•	•
	26	•	•	•
	27	•	•	•
	30	•	•	•
	32	•	•	•
	SJ.240	•	•	•
	SJ.210R	•	•	•
	SJ.215R	•	•	•
	SJ.230	•	•	•
	SJ.231	•	•	•
	SJ.232	•	•	•
	SJ.235	•	•	•
	SJ.236	•	•	•
	SJ.120	•	•	•
	ED 2	•	•	•
	3	•	•	•
	4	•	•	•
	EH 5	•	•	•
	6	•	•	•
	8	•	•	•
	10	•	•	•
	ES 6,5	•	•	•
	8	•	•	•
	10	•	•	•
	PL.300A		PL.617	
	BP.109		BR.112	
	478 x 234 x 72 mm		389 x 164 x 66 mm	
	4,05	2,75	2,80	





**CDX® Metric socket sets**

WITH ITS UNIQUE DESIGN,  
THE CDX® RATCHET HAS THE TORQUING  
POWER OF A 1/2" RATCHET BUT IS MUCH  
MORE COMPACT. **P. 218**

		SJ.431A	SJ.430A	SJ.430AD	SJ.431B	MOD.CDX
		SJ.171	SJ.171	SJ.171	SJ.171	SJ.171
		6	12	12	6	6
		SJ.H	SJ.	SJ.	SJ.H	SJ.H
<b>CDX</b>						
	7					
	8	•	•	•	•	•
	9	•	•	•	•	•
	10	•	•	•	•	•
	11	•	•	•	•	•
	12	•	•	•	•	•
	13	•	•	•	•	•
	14	•	•	•	•	•
	15	•	•	•	•	•
	16	•	•	•	•	•
	17	•	•	•	•	•
	18	•	•	•	•	•
	19	•	•	•	•	•
	21	•	•	•	•	•
	22	•	•	•	•	•
	23					
	24	•	•			•
	26	•	•			
	27	•	•			•
	30					
	32					
	SJ.240	•	•	•	•	•
	SJ.210R	•	•	•	•	•
	SJ.215R	•	•	•	•	•
	SJ.230					•
	SJ.231					
	SJ.232					•
	SJ.235					
	SJ.236					
	SJ.120					
	ED					
	3					
	4					
	EH					
	5					
	6					
	8					
	10					
	ES					
	6,5					
	8					
	10					
		PL.425		PL.424	PL.298	PL.355
		BP.112			BT.112G	-
		389 x 164 x 66 mm				420 x 180 x 55 mm
		2,90 kg	2,90 kg	2,90 kg	3,10 kg	2,12 kg

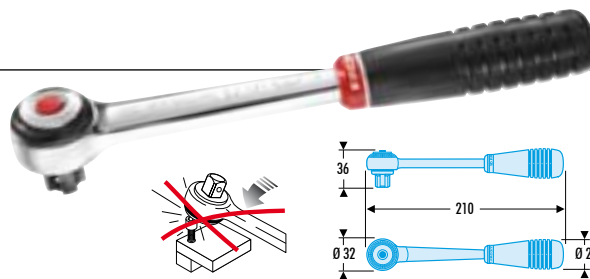


## ▶ CDX® ratchets

### Locking CDX® ratchet

#### SJ.171

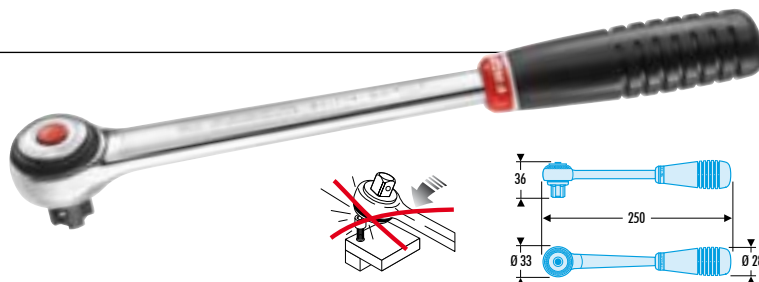
- CDX® drive.
  - 72 tooth mechanism. 5° increments.
  - "Palm control" system.
  - Satin chrome finish.
- ΔΔ : 280 g.



### Long-reach locking CDX® ratchet

#### SJ.174

- CDX® drive.
  - 72 tooth mechanism. 5° increments.
  - "Palm control" system.
  - Satin chrome finish.
- ΔΔ : 320 g.



## ▶ CDX® accessories


i **Locking system = total safety**

- Resists a socket pull-off load of over 60 kg
- Prevents accidental socket loss
- Instantly unlocks by retracting the knurled ring.

**Use only with sockets equipped with an internal ball notch.**

### SJ.R Locking CDX® extensions

- Safety lock.
  - Prevents the loss of sockets or accessories, the locking system is ideal in crowded assemblies.
1. Push fit.
  2. Socket positively locked.



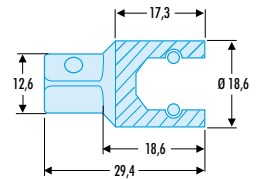
	B	D1	L	D2	ΔΔ
	mm	mm	mm	mm	g
<b>SJ.210R</b>	14,8	20,5	125	20,5	190
<b>SJ.215R</b>	14,8	20,5	250	20,5	360



## CDX® to 3/8" coupler

## SJ.230

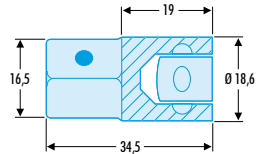
- Female CDX® drive.
- Male 3/8" square drive.
- For adapting  $\square$  3/8" sockets and accessories to a CDX® ratchet.



## CDX® to 1/2" coupler

## SJ.232

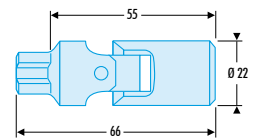
- Female CDX® drive.
  - Male 1/2" square drive.
  - For adapting sockets and accessories  $\square$  1/2".
- $\Delta\Delta$  : 46 g.



## CDX universal joint®

## SJ.240

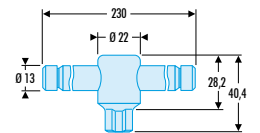
- Spring-stiffened joints.
  - Stays in position.
  - Optimum accessibility
- $\Delta\Delta$  : 125 g.



## CDX sliding tee®

## SJ.120

- Sliding bar.
  - Friction-steadied head.
- $\Delta\Delta$  : 300 g.

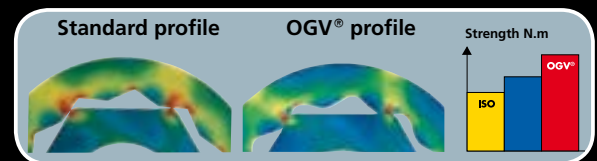


## Facom OGV® profile

## HIGHER TORQUE WITHOUT DAMAGING THE FASTENERS !

The OGV® profile is achieved by a succession of curves instead of the flats found in conventional sockets®.

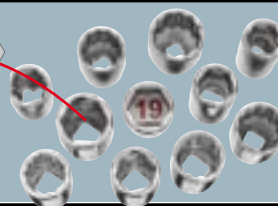
- **More powerful tightening :**  
Larger contact area between socket and fastener minimises stress.
- **Less wear :**  
Torque is transmitted through the fastener flats instead of the corners.
- **Increased durability :**  
Stress concentration in the corners is eliminated.



## The TAG socket inserts

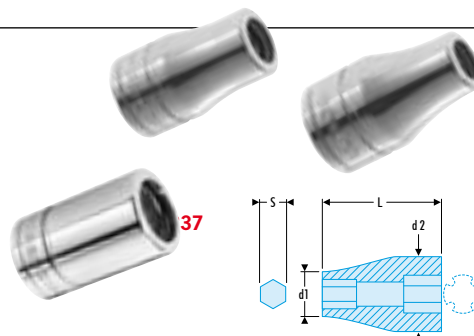
- Immediately identify your sockets.
- 6- or 12 point sockets.

TAG



## CDX® spring-clip bit holders

⇒	S	d1	d2	L	ΔΔ
	"	mm	mm	mm	g
<b>SJ.235</b>	1/4	11,3	18,6	30	28
<b>SJ.236</b>	5/16	14	18,6	30	32
<b>SJ.237</b>	1/2	20,6	20,6	34,4	40

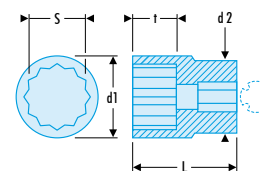


## ▶ CDX® OGV® sockets

### SJ Metric OGV® sockets



• CDX® system.

⇒	⇒	S	Ø d1	Ø d2	t	L	ΔΔ
⊕	⊕	mm	mm	mm	mm	mm	g
<b>SJ.7H</b>	<b>SJ.7</b>	7	10,8	18,6	6,0	27	24
<b>SJ.8H</b>	<b>SJ.8</b>	8	12,8	18,6	6,5	27	25
<b>SJ.9H</b>	<b>SJ.9</b>	9	13,3	18,6	6,8	27	25
<b>SJ.10H</b>	<b>SJ.10</b>	10	14,5	19,7	7,5	27	25
<b>SJ.11H</b>	<b>SJ.11</b>	11	15,8	19,7	8	27	30
<b>SJ.12H</b>	<b>SJ.12</b>	12	17,0	19,7	9,0	27	32
<b>SJ.13H</b>	<b>SJ.13</b>	13	18,3	19,7	9,5	27	33
<b>SJ.14H</b>	<b>SJ.14</b>	14	19,5	18,6	11,0	30	35
<b>SJ.15H</b>	<b>SJ.15</b>	15	20,8	19,0	12,0	30	38
<b>SJ.16H</b>	<b>SJ.16</b>	16	22,0	20,0	12,0	30	41
<b>SJ.17H</b>	<b>SJ.17</b>	17	23,4	21,7	13,0	30	50
<b>SJ.18H</b>	<b>SJ.18</b>	18	24,7	21,7	13,5	33	60
<b>SJ.19H</b>	<b>SJ.19</b>	19	26,0	23,0	14,0	33	62
<b>SJ.20H</b>	<b>SJ.20</b>	20	27,2	22,2	15,0	33	62
<b>SJ.21H</b>	<b>SJ.21</b>	21	28,5	23,5	16,0	33	73
<b>SJ.22H</b>	<b>SJ.22</b>	22	29,5	23,5	16,5	33	75
<b>SJ.23H</b>	<b>SJ.23</b>	23	31,0	26,0	16,5	33	90
<b>SJ.24H</b>	<b>SJ.24</b>	24	31,3	26,3	16,5	33	87
<b>SJ.26H</b>	<b>SJ.26</b>	26	34,2	29,2	16,5	33	115
<b>SJ.27H</b>	<b>SJ.27</b>	27	35,5	30,5	19,0	38	140
<b>SJ.28H</b>		28	37	31,1	20	38	156
<b>SJ.29H</b>		29	38	31,9	20	38	159
<b>SJ.30H</b>		30	39,4	33,1	20	38	172
<b>SJ.32H</b>		32	41,4	33,1	20	38	191



## ▶ CDX bits®

### Create your own bit sockets



#### Bits




Series 1 ⬡ 1/4"

Series 2 ⬡ 5/16" See section 7 p. 345



⇒ SJ.235



⇒ SJ.236



⇒ SJ.237

#### Bit holders

p. 360

⬡ 1/4" 6,35 mm    ⬡ 5/16" 7,94 mm    ⬡ 1/2" 12,70 mm



# Standard 1/2" range

## ▶ Socket sets 1/2"

### 1/2+1/4"

### Metric socket and bit sets

Ratchets, sockets and accessories

⇒ RS.440E 



⇒ RS.430E 



⇒ S.800 






































⇒ S.900 



⇒ S.447DP 

⇒ S.446DP 



		RS.440E	RS.430E	S.800	S.900	S.447DP	S.446DP
		S.161 + R.161	S.151 + R.151	S.161	S.161	S.161	S.161
		S.H R.	S.H R.	S.H	S.H	S.H	S.
							
5							
5,5							
6							
7							
8							
9							
10							
11							
12							
13							
14							
15							
16							
17							
18							
19							
21							
22							
23							
24							
26							
27							
28							
29							
30							
32							
34							
		S.206					
		S.208					
		S.210					
		S.210S					
		S.215					
		S.240A					
		S.120A					
		S.236					
		S.237					
		R.209					
		R.210					
		R.240A					
		R.235					
		R.236					
		1					
		2					
		3					
		ED 1					
		2					
		3					
		ES 4,5					
		6,5					
		8					
		10					
		EH 3					
		4					
		5					
		6					
		7					
		8					
		10					
		EHL 4					
		5					
		6					
		7					
		8					
		10					
		EX 20					
		25					
		27					
		30					
		40					
		45					
		55					
		EXR 10					
		15					
		20					
		25					
		27					
		30					
		40					
		EXL 30					
		40					
		45					
		50					
		ENH 12					
		14					
		PL.714	PL.112A	PL.706	PL.705	PL.291APL.291A	
		BP.109					
		478 x 234 x 72 mm					
		3,92 kg	3,56 kg	4,70 kg	4,30 kg	5,00 kg	5,00 kg



# Standard $\square$ 1/2" range

$\square$  1/2"

## Metric socket sets

- $\Rightarrow$  S.441AP  $\odot$  6
- $\Rightarrow$  SM.441EP  $\odot$  6
- $\Rightarrow$  S.441E  $\odot$  6

- $\Rightarrow$  S.440AP  $\odot$  12
- $\Rightarrow$  SM.440EP  $\odot$  12
- $\Rightarrow$  S.440E  $\odot$  12

- $\Rightarrow$  S.431ADP  $\odot$  6
- $\Rightarrow$  S.430ADP  $\odot$  12



S.161



SM.161



- $\Rightarrow$  S.431DP  $\odot$  6



- $\Rightarrow$  S.442EP  $\odot$  12



	S.441AP	SM.441EP	S.441E	S.440AP	SM.440EP	S.440E	S.431ADP	S.430ADP	S.442EP	S.431DP
$\square$ 1/2" .12.7mm	S.161	SM.161	S.151	S.161	SM.161	S.151	S.161	S.161	S.161	S.161
	$\odot$	$\odot$	$\odot$	$\odot$	$\odot$	$\odot$	$\odot$	$\odot$	$\odot$	$\odot$
	S.H	S.H	S.H	S.	S.	S.	S.H	S.	S.	S.H
	•	•	•	•	•	•			•	
8	•	•	•	•	•	•			•	
9	•	•	•	•	•	•			•	
10	•	•	•	•	•	•	•	•	•	•
11	•	•	•	•	•	•	•	•	•	•
12	•	•	•	•	•	•	•	•	•	•
13	•	•	•	•	•	•	•	•	•	•
14	•	•	•	•	•	•	•	•	•	•
15	•	•	•	•	•	•	•	•	•	•
16	•	•	•	•	•	•	•	•	•	•
17	•	•	•	•	•	•	•	•	•	•
18	•	•	•	•	•	•	•	•	•	•
19	•	•	•	•	•	•	•	•	•	•
20	•	•	•	•	•	•	•	•	•	•
21	•	•	•	•	•	•	•	•	•	•
22	•	•	•	•	•	•	•	•	•	•
23	•	•	•	•	•	•	•	•	•	•
24	•	•	•	•	•	•	•	•	•	•
26	•	•	•	•	•	•	•	•	•	•
27	•	•	•	•	•	•	•	•	•	•
28	•	•	•	•	•	•	•	•	•	•
29	•	•	•	•	•	•	•	•	•	•
30	•	•	•	•	•	•	•	•	•	•
32	•	•	•	•	•	•	•	•	•	•
34	•	•	•	•	•	•	•	•	•	•
	•	•	•	•	•	•	•	•	•	•
S.210	•	•	•	•	•	•	•	•	•	•
S.215	•	•	•	•	•	•	•	•	•	•
S.240A	•	•	•	•	•	•	•	•	•	•
S.120A	•	•	•	•	•	•	•	•	•	•
S.110	•	•	•	•	•	•	•	•	•	•
	PL.708						PL.701		P.21	PL.235
	BP.109								BT.6A	BT.109G
	478 x 234 x 72 mm								468 x 190 x 160 mm	470 x 195 x 53 mm
	5,95 kg	6,05 kg	5,95 kg	5,95 kg	6,05 kg	5,95 kg	4,88 kg	4,88 kg	7,68 kg	4,82 kg

$\square$  1/2" Metric socket sets



**LOCKING RATCHETS AND EXTENSIONS :**  
**CAN RESIST A SOCKET PULL-OFF FORCE OF OVER.**  
**600 NEWTONS**  
**SECURE RATCHET/EXTENSION/SOCKET**  
**ATTACHMENT**  
**NO MORE LOST SOCKETS**



		S.500	S.200DP	S.600	SM.600
		S.171	S.161	S.161	SM.161
		$\square$	$\square$	$\square$	$\square$
$\square$ 1/2" .12.7mm		S.H	S.H	S.H	S.H
	8			•	•
	9				
	10	•	•	•	•
	11	•	•	•	•
	12	•	•	•	•
	13	•	•	•	•
	14	•	•	•	•
	15	•	•		
	16	•	•	•	•
	17	•	•	•	•
	18	•	•	•	•
	19	•	•	•	•
	20				
	21	•	•	•	•
	22	•	•	•	•
	23	•	•	•	•
	24	•	•	•	•
	26				
	27	•	•	•	•
	28				
29					
30	•	•	•	•	
32	•	•	•	•	
34					
	S.210		•		
	S.215		•	•	•
	S.240A	•	•	•	•
	S.210RC	•			
	S.215RC	•			
		PL.618		PL.619	
		BP.112			
		389 x 164 x 66 mm			
		3,57 kg	3,45 kg	3,45 kg	3,55 kg




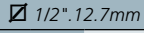










 1/2"

Metric socket sets

**A WIDE RANGE OF SOCKET SETS TO MEET YOUR NEEDS...**

**... IN ALL SITUATIONS AND ALWAYS CLOSE TO HAND**



		S.429EP	S.428EP	S.423AP	S.422AP	S.420B
		S.161	S.161	S.161	S.161	S.151
		6	12	6	12	12
		S.H	S.	S.H	S.	S.
	8			•	•	
	9			•	•	
	10	•	•	•	•	•
	11	•	•	•	•	•
	12	•	•	•	•	•
	13	•	•	•	•	•
	14	•	•	•	•	•
	15	•	•	•	•	•
	16			•	•	•
	17	•	•	•	•	•
	18			•	•	•
	19	•	•	•	•	•
	20					
	21			•	•	•
	22	•	•	•	•	•
	23			•	•	
	24	•	•	•	•	•
	26					
	27	•	•			
	28					
	29					
	30	•	•			
	32	•	•			
	34					
	S.210	•	•	•	•	
	S.215	•	•	•	•	•
	S.240A	•	•	•	•	
	S.120A	•	•			
	S.110					
	S.210RC					
	S.215RC					
		PL.10A		PL.422		PL.423
		BR.109		BR.112		
		478 x 234 x 72 mm		389 x 164 x 66 mm		
		4,03 kg	4,03 kg	2,92 kg	2,92 kg	2,33 kg

 S.429EP 

 S.428EP 



 S.423AP 

 S.422AP 



 S.420B 





$\square$  1/2" Metric socket modules



FACOM FOAM MODULES :

- HIGH DENSITY FOAM : GOOD RESISTANCE TO CRUSHING AND WORKSHOP SOLVENTS.
- EASY IDENTIFICATION OF MISSING TOOLS.

$\Rightarrow$  MODM.S1A  $\square$



$\Rightarrow$  MOD.S1  $\square$



S.161



$\Rightarrow$  MOD.SM1  $\square$



SM.161

	MODM.S1A	MOD.S1	MOD.SM1
	S.161	S.161	SM.161
$\square$ 1/2" .12.7mm	S.H	S.H	S.H
	8	•	
	9		
	10	•	•
	11	•	•
	12	•	•
	13	•	•
	14	•	•
	15	•	•
	16	•	•
	17	•	•
	18	•	•
	19	•	•
	20		
	21	•	•
	22	•	•
	23	•	•
	24	•	•
	26		
	27	•	•
	28		
	29		
	30	•	•
	32	•	•
	34		
	S.210	•	•
	S.215	•	•
	S.240A	•	•
	S.120A	•	
	PM.S1A	PL.323	PL.323
		-	
	420 x 190 x 55 mm	420 x 180 x 55 mm	
	3,45 kg	3,32 kg	3,42 kg



## $\square$ 1/2" Metric long-reach socket and bit sets



### LONG-REACH SOCKETS :

- FOR TIGHTENING AND LOOSENING NUTS ON PROTRUDING THREADS.
- CLEARS OBSTACLES.
- EASIER ACCESS TO RECESSED FASTENERS.

		S.450EP	S.405E	S.404E	S.401A	S.400A	MOD.HLA	
		S.161	-	-	-	-	-	
$\square$ 1/2" .12.7mm		S. S.LA	S.HLA	S.LA	S.H	S.	S.HLA	J.HLA
	7							•
	8	•			•	•		•
	9	•			•	•		•
	10	•			•	•		•
	11	•			•	•	$\square$ 1/2"	•
	12	•	•	•	•	•	•	$\square$ 3/8"
	13	•	•	•	•	•	•	
	14	•	•	•	•	•	•	
	15	•	•	•	•	•	•	
	16	•	•	•	•	•	•	
	17	•	•	•	•	•	•	
	18	•	•	•	•	•	•	
	19	•	•	•	•	•	•	
	21	•	•	•	•	•	•	
	22	•	•	•	•	•	•	
	23	•	•	•	•	•	•	
24	•	•	•	•	•	•		
26	•	•	•	•	•	•		
27	•	•	•	•	•	•		
28	•	•		•	•	•		
29	•	•		•	•	•		
30	•	•	•	•	•	•		
32	•	•	•	•	•	•		
	S.210	•						
	S.215	•						
	S.240A	•						
	S.120A	•						
	S.110	•						
	S.236	•						
	S.237	•						
	S.234	•						
	S.141A	•						
	ED 3	•						
	4	•						
	ENS 4	•						
	6	•						
	PLT.11, PL.23, PL.24A		PL.52B		PL.413		PL.609	
	BT.108		BP.109		BP.112		-	
	452 x 284 x 111 mm		478 x 234 x 72 mm		389 x 164 x 66 mm		420 x 180 x 55 mm	
	14,86 kg		4,65 kg	4,65 kg	2,69 kg	2,69 kg	1,62 kg	

S.450EP



S.405E

S.404E



S.401A

S.400A



MOD.HLA



$\square$  1/2" Torx® socket, bit and wrench sets



SEE SECTION 4 FOR TORX®  
RING WRENCHES  
SEE SECTION 6 FOR TORX® BITS

⇒ RSX.427



⇒ RSX.19A



⇒ MOD.TX1






		RSX.427P		RSX.19A		MOD.TX1	
		R.161 + S.161		-		-	
$\square$ 1/2" .12.7mm		RTX.	STX.	RTX.	STX.	JTX.	STX.
	4	•					
	5	•					
	6	•		•			
	7	•		•		$\square$ .3/8"	
	8	•		•		•	
	10	•	$\square$ .1/2"	•	$\square$ .1/2"	•	
	12	$\square$ .1/4"	•	$\square$ .1/4"	•	•	
	14		•		•	•	
	16		•		•	•	$\square$ .1/2"
	18		•		•	•	•
20		•		•	•	•	
		AMZ.H					
		R.235		•		•	
		S.236		•		•	
		J.235				•	
		SXM		•		•	
		30		•		•	
$\square$ .1/2"		40		•		•	
		45		•		•	
		50		•		•	
		EXR		•		•	
		15		•		•	
		20		•		•	
		25		•		•	
		27		•		•	
		30		•		•	
		40		•		•	
		EX		•		•	
		8		•		•	
		10		•		•	
		15		•		•	
		20		•		•	
		25		•		•	
		27		•		•	
		40				•	
		45				•	
		50				•	
		55				•	
		EX		•		•	
		245		•		•	
		250		•		•	
		255		•		•	
		6x8				•	
		59TX				•	
		10x12				•	
		14x18				•	
		20x24				•	
		PL.220B		PL.393A		PL.360	
		BP.112		BP.102		-	
		389 x 164 x 66 mm		204 x 122 x 52 mm		420 x 180 x 55 mm	
		2,00 kg		0,62 kg		0,99 kg	

# Standard 1/2" range

 1/2"

Inch socket and bit sets



 S.441AUP   
 S.440AUP 



 S.450UP  PL.25



 S.420AU 



 MOD.S2 



S.161






























 MOD.SM2 



SM.161



	S.441AUP	S.440AUP	S.450UP	S.420AU	MOD.S2	MOD.SM2
  1/2" .12.7mm	S.161 	S.161 	S.161+S.156  	S.151 	S.161 	SM.161 
	S.H	S.	S. S.LA	S.	S.	S.
	3/8	•	•	•	•	•
7/16	•	•	•	•	•	•
1/2	•	•	•	•	•	•
9/16	•	•	•	•	•	•
19/32	•	•	•	•	•	•
5/8	•	•	•	•	•	•
21/32	•	•	•	•	•	•
11/16	•	•	•	•	•	•
3/4	•	•	•	•	•	•
25/32	•	•	•	•	•	•
13/16	•	•	•	•	•	•
7/8	•	•	•	•	•	•
15/16	•	•	•	•	•	•
31/32	•	•	•	•	•	•
1	•	•	•	•	•	•
1 1/16	•	•	•	•	•	•
1 1/8	•	•	•	•	•	•
1 1/4	•	•	•	•	•	•
 S.210	•	•	•	•	•	•
 S.215	•	•	•	•	•	•
 S.240A	•	•	•	•	•	•
 S.120A	•	•	•	•	•	•
 S.110	•	•	•	•	•	•
 S.236			•			
 S.237			•			
 S.234			•			
 S.141A			•			
 ED 3			•			
 4			•			
 ENS 14			•			
 16			•			
	PL.702 BR.109		PLT.11 PL.23 PL.25A BT.108	PL.415 BP.112	PL.604 -	
	478 x 234 x 72 mm		452 x 284 x 111 mm	389 x 164 x 66 mm	420 x 180 x 55 mm	
	5,18 kg	5,18 kg	13,03 kg	2,43 kg	2,95 kg	3,05 kg



$\square$  1/2" "Standard" ratchets

Facom "round head" ratchets

⇒ S.171  
●●○○○○



⇒ S.161  
○●○○○○



⇒ S.151  
○○○○○○



⇒ S.154  
○○●○○○



⇒ S.143A  
○●○○○●



⇒ S.153A  
○●○○○●



**The solution for congested spaces**  
**Compact :**  
 • The Facom ratchet mechanism ensures a very compact round head.  
**Precise :**  
 • 72-tooth mechanism gives increments of only 5°.  
**High performance :**  
 • Meet the requirements of ISO 3315, DIN 3122 NF ISO 3315.

Metal grip ratchets

⇒ S.155A  
○●○○●○



⇒ S.157A  
○●○○●○



⇒ S.158A  
○●○○●○



• Ideal for environments where PVC grips are vulnerable to solvent attack.

⇒ S.156  
Ratchet attachment.  
Female drive :  $\square$  1/2"..  
Male drive :  $\square$  1/2".

"Parking meter" ratchets

⇒ SM.171  
●●○○○●



⇒ SM.161  
○●○○○●



⇒ SM.150  
○●○○○●



**Sturdy :**  
 • "Parking meter" ratchets are ideal for use in difficult working conditions : their mechanism is protected and has fewer teeth (50) than a "round-head" ratchet (72).  
**Ergonomic :**  
 • Recessed reverse lever avoids accidental reversal and is easier to operate with gloved hands.


 1/2"

## Selection guide




### Locking system

*Safe* : Locking system can resist a socket pull-off force of up to 600 Newtons. No lost sockets.  
*Ergonomic* Immediate socket release simply by pressing the button, even with slippery or gloved hands.



### Palm control system

*Ergonomic* Allows the operator to push down on the head of the ratchet while avoiding accidental reversal.



### Long handle

*Power* : Transmits more torque without over-loading the ratchet mechanism.



### Metal handle

*Sturdy* : Ideal for environments where PVC grips are vulnerable to solvent attack.  
*Grip* : Knurled to avoid all risk of slippage.



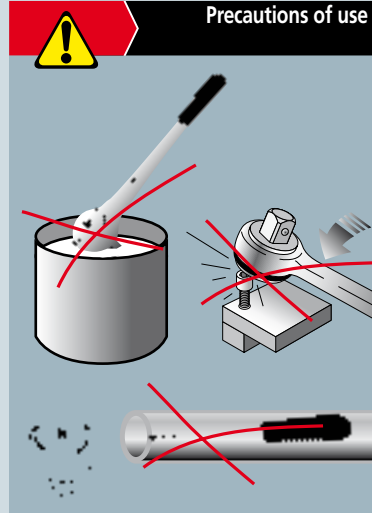
### "Parking meter" ratchets

*Ideal for use in difficult working conditions* : protected mechanism.




### Hinged handle

*Hinged handle with stiffened joint for optimum clearance.*



Precautions of use

	S.171	S.161	S.151	S.154	S.143A	S.153A	SM.171	SM.161	SM.150	S.155A	S.157A	S.158A	S.156
<b>Advantages</b>													
Locking system	●						●						
Palm control system	●	●			●	●	●	●	●	●	●	●	
Long handle				●		●					●	●	
Metal handle										●	●	●	
"Parking meter" head							●	●	●				
Hinged handle					●	●						●	
<b>Characteristics</b>													
<b>Increments</b>	5°	5°	5°	5°	5°	5°	7°	7°	7°	5°	5°	5°	5°
<b>No of teeth</b>	72	72	72	72	72	72	50	50	50	72	72	72	72
<b>L (mm)</b>	250	250	251	400	266	400	259.5	259.5	259.5	257	380	430	-
<b>l (mm)</b>	231	231	232	380	247	381	238	238	238	238	361	411	-
<b>a (mm)</b>	44	43	40	40	43	43	38	38	38	43	43	43	59
<b>b (mm)</b>	38.5	38.5	38.5	39.5	38	38	43	43	43	38.5	38.5	37	39
<b>c (mm)</b>	28.5	27.5	24.5	24.5	27.5	27.5	22.5	22.5	22.5	27.5	27.5	27.5	39
<b>Ø (mm)</b>	31	31	29	29	31	31	31	31	31	19	19	19	-
<b>Δ g</b>	495	490	475	780	598	755	600	605	580	570	725	930	230
<b>Maintenance</b>													
<b>Knurl caps</b>													
S.161C		●				●					●	●	
S.151C			●	●									
S.156C													●
SM.150C							●	●	●				
<b>Spare parts kit</b>													
S.161RN		●			●	●					●	●	●
S.151RN			●	●									●
SM.150RN								●	●				
SM.171RN							●						
<b>Square drives</b>													
S.151R		●	●	●	●	●				●	●	●	●
SM.150-04								●	●				
SM.171-04							●						

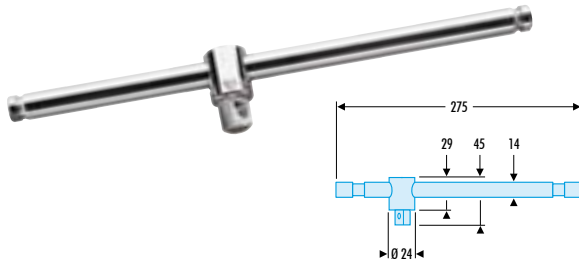


**► Accessories  1/2"****1/2" drive sliding tee****S.120**

▷ Performance : to ISO 3315, DIN 3122, NF ISO 3315.

- Friction-head allows bar to form a T or L-handle.

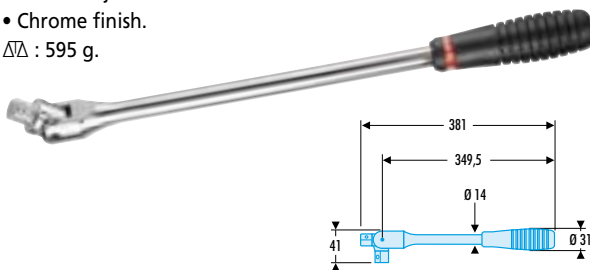
ΔΔ : 408 g.

**1/2" drive hinged handle 381 mm****S.141A**

▷ Performance : to ISO 3315, DIN 3122, NF ISO 3315.

- Stiffened joint.
- Chrome finish.

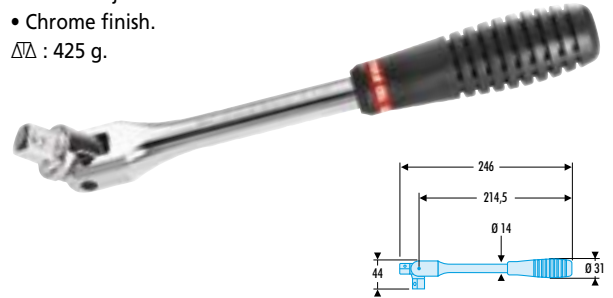
ΔΔ : 595 g.

**1/2" drive hinged handle 246 mm****S.140A**

▷ Performance : to ISO 3315, DIN 3122, NF ISO 3315.

- Stiffened joint.
- Chrome finish.

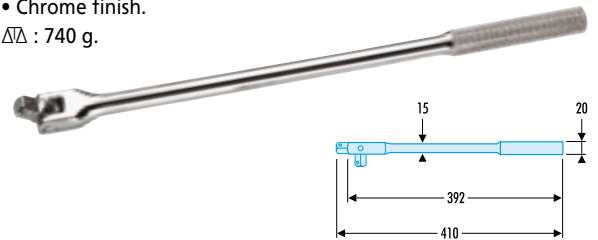
ΔΔ : 425 g.

**1/2" drive metal-grip hinged handle 410 mm****S.145**

▷ Performance : to ISO 3315, DIN 3122, NF ISO 3315.

- Stiffened joint.
- Chrome finish.

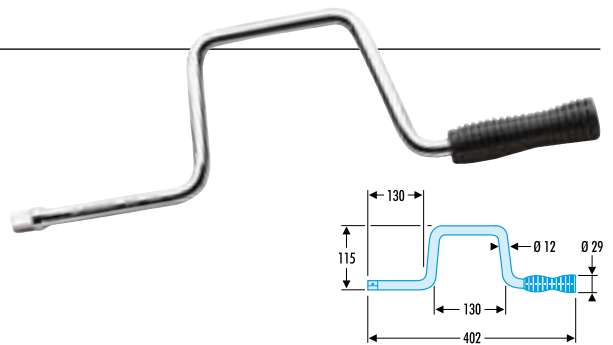
ΔΔ : 740 g.

**1/2" drive speed brace****S.110**

▷ Performance : to ISO 3315, DIN 3122, NF ISO 3315.

- Significant time-savings whenever space allows.
- PVC rotating handle.
- Chrome finish.

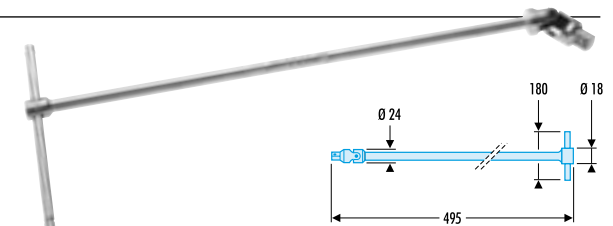
ΔΔ : 510 g.

**1/2" drive tee with universal joint 495 mm****S.229**

▷ Performance : to ISO 1174-1, DIN 3120, NF ISO 1174-1.

- Universal joint for high torques.

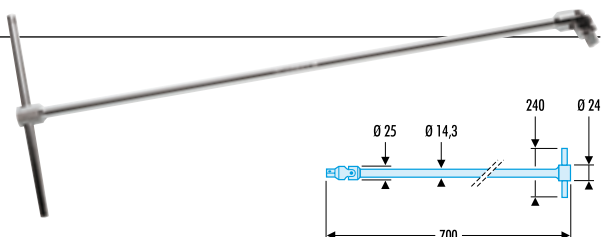
ΔΔ : 550 g.

**1/2" drive tee with universal joint 700 mm****S.228**

▷ Performance : to ISO 1174-1, DIN 3120, NF ISO 1174-1.

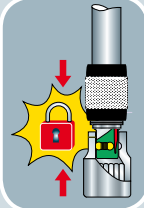
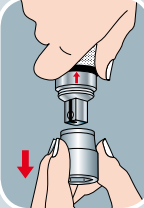

- Extended reach of tee-handle is ideal for particularly deep recesses.


ΔΔ : 1.2 kg.



i **Locking system = total safety**

- Resists a socket pull-off load of over 60 kg
- Prevents accidental socket loss
- Instantly unlocks by retracting the knurled ring.

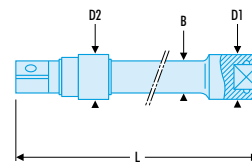

Use only with sockets equipped with an internal ball notch.

## S.RC 1/2" drive locking extensions

- Total safety.
- Lock system prevents socket loss.
- Safety and instant release, by retracting knurled ring, for total user confidence.
- Positive locking for use with sockets with internal ball notch.





$\square$	D1	B	D2	L	$\Delta\Delta$
"	mm	mm	mm	mm	g
S.210RC	1/2 23	16,5	23	130	250
S.215RC	1/2 23	16,5	23	250	450
S.217RC	1/2 23	16,5	23	500	860




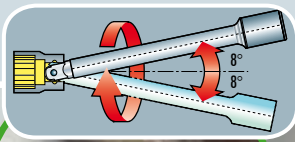
i **Wobble extensions**

**Inaccessible with a socket or a universal joint?  
Use a wobble extension !**









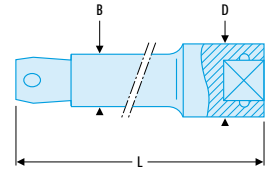
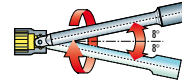






**S 1/2" drive wobble extensions**

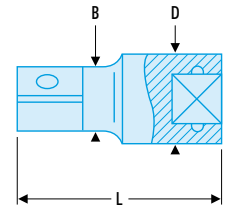
- Square drive rounded profile gives 8° working angle.
- Useful where access is restricted.

		D mm	B mm	L mm	$\Delta\Delta$ g
<b>S.208S</b>	1/2	23	16,5	75	130
<b>S.210S</b>	1/2	23	16,5	130	225
<b>S.215S</b>	1/2	23	16,5	250	420

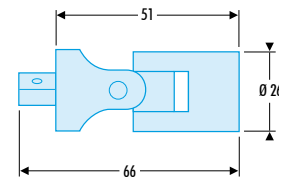
**S 1/2" drive extensions**


- ▷ Performance : to ISO 3316, DIN 3123, NF ISO 3316.
- Chrome finish.

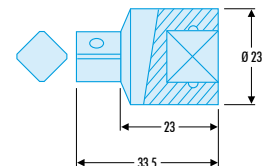
		D mm	B mm	L mm	$\Delta\Delta$ g
<b>S.206</b>	1/2	23	16,5	52,5	90
<b>S.208</b>	1/2	23	16,5	75,0	130
<b>S.210</b>	1/2	23	16,5	130,0	225
<b>S.215</b>	1/2	23	16,5	250,0	420
<b>S.217</b>	1/2	23	16,5	500,0	840

**1/2" universal joint****S.240A**

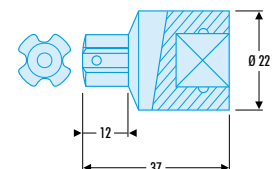
- ▷ Performance : to ISO 3316, DIN 3123, NF ISO 3316.
  - Spring-stiffened joint.
  - Stays in position when reaching for fasteners.
  - Significant time savings.
- $\Delta\Delta$  : 150 g.

**1/2" to 3/8" coupler****S.230**

- ▷ Performance : to ISO 3316, DIN 3123, NF ISO 3316.
  - 1/2" female to 3/8" male square drive.
  - For adapting sockets and accessories  3/8".
  - Max. torque 212 N.m.
- $\Delta\Delta$  : 55 g.

**1/2" to CDX® coupler****S.231**

- 1/2" female to CDX® male square drive.
- $\Delta\Delta$  : 65 g.




# Standard 1/2" range

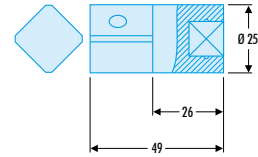
## 1/2" to 3/4" coupler

### S.232B

▷ Performance : to ISO 3316, DIN 3123, NF ISO 3316.

- 1/2" female to 3/4" male square drive with plunger.
- For adapting sockets and accessories  3/4".
- Male square drive with plunger for positive locking of sockets and accessories.

ΔΔ : 135 g.



## Set of 3 couplers

### D.169

• Allows use of square drives smaller than socket drive sizes :

- 1/4" square drive + D.169RJ ▷ 3/8" socket.
- 3/8" square drive + D.169JS ▷ 1/2" socket.
- 1/2" square drive + D.169SK ▷ 3/4" socket.
- Compactness means that fewer tools are needed for in situ maintenance operations.
- Magnetic retainer and locking system (JS and SK).
- Knurl allows hand tightening where access is difficult.

ΔΔ : 96 g.

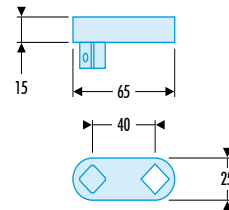


## 1/2" drive offset adaptor

### S.234



- 1/2" female to 1/2" male square drive.
- Offset centrelines for enhanced accessibility.

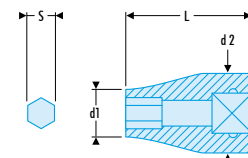
ΔΔ : 165 g.



## 1/2" drive spring-clip bit holders



▷ Performance : to ISO 1173, DIN 3126, NF ISO 1173.

	S		d1	d2	L	ΔΔ
	mm	mm	mm	mm	mm	g
<b>S.236</b>	5/16	1/2	14	23	36	54
<b>S.237</b>	1/2	1/2	20,5	23	44	70



## 1/2" drive lock-ring bit holder

### E.F.S

	∅		Length	ΔΔ
	mm	mm	mm	g
<b>E.F.S</b>	1/4	1/2	50	88



## ► Special 1/2" OGV® sockets

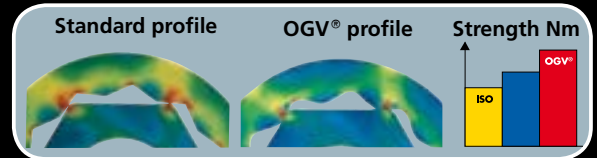


### Facom OGV® profile

#### HIGHER TORQUE WITHOUT DAMAGING THE FASTENER !

The OGV® profile is achieved by a succession of curves instead of the flats found in conventional sockets®.

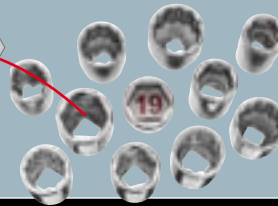
- **More powerful tightening :**  
Larger contact area between socket and fastener minimises stress.
- **Less wear :**  
Torque is transmitted through the fastener flats instead of the corners.
- **Increased durability :**  
Stress concentration in the corners is eliminated.



#### Le TAG : pastilles pour douilles



- Immediately identify your sockets.
- 6- or 12 point sockets.

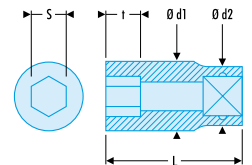
⇒ TAG



### S 1/2" drive metric 6 and 12-point OGV® sockets

► Performance : to ISO 2725-1, DIN 3124, NF ISO 2725-1.



		S	Ø d1	Ø d2	t	L	ΔΔ
mm	mm	mm	mm	mm	mm	mm	g
S.8H	S.8	8	13,1	22,8	6,5	36	48
S.9H	S.9	9	13,8	22,8	6,5	36	48
S.10H	S.10	10	15,3	22,8	7,8	36	48
S.11H	S.11	11	16,5	22,8	9,0	36	51
S.12H	S.12	12	17,8	22,8	9,5	36	52
S.13H	S.13	13	18,9	22,8	10,4	36	55
S.14H	S.14	14	20,2	22,8	10,5	36	57
S.15H	S.15	15	21,4	22,8	12,0	36	60
S.16H	S.16	16	22,6	21,6	12,0	36	57
S.17H	S.17	17	24,1	23,1	13,0	36	61
S.18H	S.18	18	25,5	23,4	13,0	36	68
S.19H	S.19	19	26,6	24,6	14,0	36	69
S.20H	S.20	20	27,4	25,4	14,0	36	71
S.21H	S.21	21	29,1	25,1	16,0	38	93
S.22H	S.22	22	30,4	26,4	16,5	38	101
S.23H	S.23	23	31,6	27,6	16,5	38	122
S.24H	S.24	24	32,7	28,7	16,5	38	130
S.25H	S.25	25	34,1	27,7	16,5	38	139
S.26H	S.26	26	35,4	29	16,5	38	149
S.27H	S.27	27	36,6	29,2	19,0	44	164
S.28H	S.28	28	37,9	30,5	20,0	44	175
S.29H	S.29	29	38,7	31,3	20,0	44	179
S.30H	S.30	30	40,4	33	20,0	44	201
S.31H	S.31	31	41,6	34,2	20,0	44	205
S.32H	S.32	32	42,6	35,1	20,0	44	215
S.34H	S.34	34	44,9	37,5	20,0	44	240

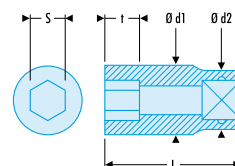


# Standard 1/2" range

## S 1/2" drive inch 6 and 12-point OGV® sockets



▷ Performance : to GGG.W.641E, ANSI B 107.1.

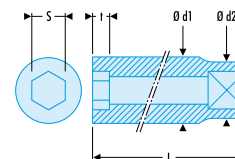
		S "	Ø d1 mm	Ø d2 mm	t mm	L mm	ΔΔ g
S.3/8H	S.3/8	3/8	14,7	22,8	7,8	36	48
S.7/16H	S.7/16	7/16	16,5	22,8	9,0	36	51
S.1/2H	S.1/2	1/2	18,9	22,8	10,4	36	55
S.9/16H	S.9/16	9/16	20,2	22,8	10,5	36	58
S.19/32H	S.19/32	19/32	21,4	22,8	12,0	36	60
S.5/8H	S.5/8	5/8	22,6	21,6	12,0	36	65
S.21/32H	S.21/32	21/32	24,1	23,1	13,0	36	65
S.11/16H	S.11/16	11/16	24,6	22,6	13,0	36	71
S.3/4H	S.3/4	3/4	27	25	14,0	36	68
S.25/32H	S.25/32	25/32	27,9	25,9	14,0	36	72
S.13/16H	S.13/16	13/16	28,6	24,6	16,0	38	96
S.7/8H	S.7/8	7/8	30,4	26,4	16,5	38	99
S.15/16H	S.15/16	15/16	32,7	28,7	16,5	38	132
S.31/32H	S.31/32	31/32	34,1	27,7	16,5	38	142
S.1"H	S.1"	1	34,7	28,3	16,5	38	152
S.1"1/16H	S.1"1/16	1 1/16	36,6	29,2	19,0	44	164
S.1"1/8H	S.1"1/8	1 1/8	38,7	31,3	20,0	44	182
S.1"3/16H	S.1"3/16	1 3/16	40,4	33	20,0	44	201
S.1"1/4H	S.1"1/4	1 1/4	42,5	35,1	20,0	44	229



## S.LA 1/2" drive long-reach metric 6 and 12-point OGV® sockets


▷ Performance : to ISO 2725-1, DIN 3124, NF ISO 2725-1.

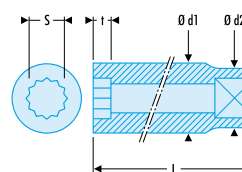
		S mm	Ø d1 mm	Ø d2 mm	t mm	L mm	ΔΔ g
S.12HLA	S.12LA	12	17,8	21	12	77	105
S.13HLA	S.13LA	13	19,0	21,8	12	77	115
S.14HLA	S.14LA	14	20,3	21,8	15	77	120
S.15HLA	S.15LA	15	21,5	21,8	15	77	125
S.16HLA	S.16LA	16	22,8	22,0	15	77	128
S.17HLA	S.17LA	17	24	23,0	15	77	140
S.18HLA	S.18LA	18	25	24,0	18	77	160
S.19HLA	S.19LA	19	26,5	25,0	18	77	160
S.21HLA	S.21LA	21	29,0	27,0	18	77	200
S.22HLA	S.22LA	22	30,0	28,0	21	77	215
S.23HLA	S.23LA	23	31,5	29,0	21	77	232
S.24HLA	S.24LA	24	32,8	30,0	24	77	255
S.26HLA	S.26LA	26	35,0	32,0	24	77	280
S.27HLA	S.27LA	27	36,5	33,0	27	77	310
S.28HLA	S.28LA	28	37,8	34,0	27	77	330
S.29HLA	S.29LA	29	39,0	35,0	27	77	355
S.30HLA	S.30LA	30	40,0	36,0	30	77	355
S.32HLA	S.32LA	32	42,8	38,0	33	77	408




## S.LA 1/2" long-reach inch 12-point OGV® sockets

▷ Performance : to GGG. W.641E, ANSI B 107.1, ASME B 107.1.


	S "	Ø d1 mm	Ø d2 mm	t mm	L mm	ΔΔ g
S.1/2LA	1/2	19,0	22,3	8,1	82,2	135
S.9/16LA	9/16	20,6	22,3	9,6	82,2	138
S.5/8LA	5/8	22,3	22,3	10,9	82,2	150
S.11/16LA	11/16	24,4	24,4	10,9	82,2	160
S.3/4LA	3/4	26,9	26,9	12,4	82,2	165
S.13/16LA	13/16	28,7	28,7	12,9	82,2	175
S.7/8LA	7/8	30,2	30,2	14,0	82,2	200
S.15/16LA	15/16	31,7	31,7	15,0	82,2	225
S.1"LA	1	33,3	33,3	15,2	82,2	255
S.1"1/16LA	1 1/16	36,5	36,5	16,0	82,2	320
S.1"1/8LA	1 1/8	38,1	38,1	16,7	82,2	350
S.1"1/4LA	1 1/4	42,9	42,9	16,7	82,2	430




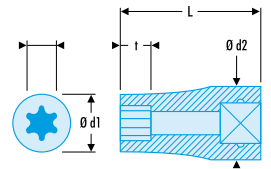
## Rack sets of 1/2" drive metric and inch sockets


	⊕ dimensions mm - "	Rack	ΔΔ g
<b>S.40E</b>	8-9-10-11-12-13-14-15-16	CKS.95	570
<b>S.41E</b>	17-18-19-20-21-22-23-24	CKS.95	690
<b>S.40U</b>	3/8-7/16-1/2-9/16-19/32-5/8-21/32	CKS.97	465
<b>S.41U</b>	11/16-3/4-13/16-7/8-15/16-1"	CKS.95	650


▶ **Torx® sockets**  1/2"**STX Torx® 1/2" sockets**

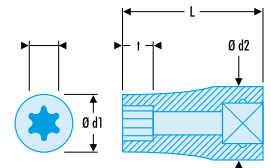
- Drive  1/2".
- For Torx® fasteners.
- Manual use.
- Chrome finish.

	Torx® no.	I★ A mm	Ø d1 mm	Ø d2 mm	t mm	L mm	ΔΔ g
<b>STX.12</b>	E12	10,95	15,0	21	8,0	37	47
<b>STX.14</b>	E14	12,67	16,3	21	8,8	37	47
<b>STX.16</b>	E16	14,70	18,8	22	9,6	37	57
<b>STX.18</b>	E18	16,38	20,4	22	11,1	37	57
<b>STX.20</b>	E20	18,16	22,9	22	12,7	37	63
<b>STX.24</b>	E24	21,84	26,5	22	16,1	37	97



**GSX Torx® 1/2" machine sockets**

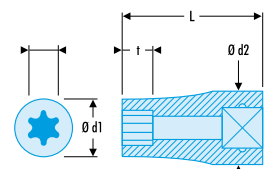
- Drive  1/2".
- For Torx® fasteners.
- Machine use

	Torx® no.	I★ A mm	Ø d1 mm	Ø d2 mm	t mm	L mm	ΔΔ g
<b>GSX.10</b>	E10	9,19	13,0	25	6,35	38	61
<b>GSX.12</b>	E12	10,95	14,4	25	7,90	38	62
<b>GSX.14</b>	E14	12,67	17,0	25	8,70	38	66
<b>GSX.16</b>	E16	14,70	20,0	25	9,50	38	74
<b>GSX.18</b>	E18	16,38	21,5	25	11,10	38	75
<b>GSX.20</b>	E20	18,16	25,0	30	12,70	38	119
<b>GSX.24</b>	E24	21,84	30,0	30	15,90	38	136

**Torx® 1/2" socket sets**

- Sockets supplied on a rack.


	⊕	Dimensions Torx®		Rack	ΔΔ g
<b>STX.40</b>	5	E12 - E14 - E16 - E18 - E20	1/2	CKS.90	320
<b>RSX.J6</b>	6	E6 - E8 - E10 - E12 - E14 - E16	1/2-1/4	CKS.98	205



## ▶ Bit sockets 1/2"

### STM 1/2" drive metric hexagon bit sockets




- For hexagon socket heads.
- Non-removable bits.


	S mm	D mm	I mm	L mm	ΔΔ g
<b>STM.4</b>	4,00	22,8	24	60	59
<b>STM.5</b>	5,00	22,8	24	60	60
<b>STM.6</b>	6,00	22,8	24	60	62
<b>STM.7</b>	7,00	22,8	24	60	64
<b>STM.8</b>	8,00	22,8	24	60	65
<b>STM.10</b>	10,00	22,8	24	60	80
<b>STM.12</b>	12,00	23,1	24	60	102
<b>STM.14</b>	14,00	23,1	24	60	127
<b>STM.17</b>	17,00	23,4	24	60	152
<b>STM.19</b>	19,00	23,4	24	60	162



### STM 1/2" drive inch hexagon bit sockets

- For hexagon socket heads.
- Removable bits.

	S		Components		D mm	I mm	L mm	ΔΔ g
	"	mm						
<b>ST.1/4</b>	1/4	6,35	S.236	EH.201/4	23	17	54	67
<b>ST.5/16</b>	5/16	7,94	S.236	EH.205/16	23	17	54	67
<b>ST.3/8</b>	3/8	9,52	S.236	EH.203/8	23	17	54	74
<b>ST.7/16</b>	7/16	11,11	S.237	ENH.307/16	23	31	70	110
<b>ST.1/2</b>	1/2	12,70	S.237	ENH.301/2	23	31	70	117
<b>ST.9/16</b>	9/16	14,29	S.237	ENH.309/16	23	31	70	125
<b>ST.5/8</b>	5/8	15,88	S.237	ENH.305/8	23	31	70	143
<b>ST.3/4</b>	3/4	19,05	S.237	ENH.303/4	23	31	70	165




### Set of 1/2" drive metric hexagon bit sockets


#### STM.J9

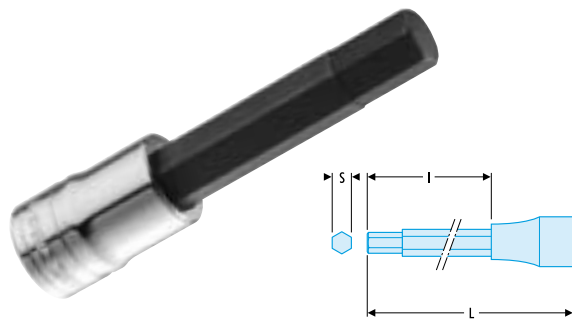
- Comprising : STM.5, STM.6, STM.7, STM.8, STM.10, STM.12, STM.14, STM.17, STM.19.
- Plastic case BP.102 : 204 x 122 x 52 mm.
- Tray PL.458.



### SHP 1/2" drive long-reach metric hexagon bit sockets


- Long-reach series.
- Non-removable bits.
- Square drive  1/2".

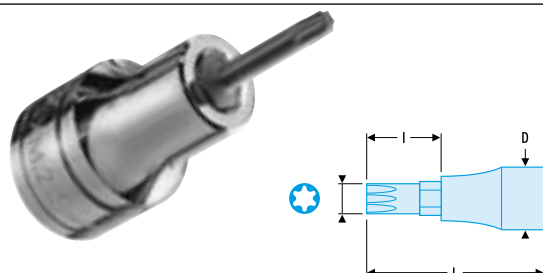
	S mm	I mm	L mm	ΔΔ g
<b>SHP.6LA</b>	6	64	100	77
<b>SHP.7LA</b>	7	64	100	78
<b>SHP.8LA</b>	8	64	100	79
<b>SHP.10LA</b>	10	104	140	132
<b>SHP.12LA</b>	12	64	100	144
<b>SHP.5ELA</b>	5	144	180	112
<b>SHP.6EL1A</b>	6	104	140	93
<b>SHP.6EL2A</b>	6	184	220	127



### SXM 1/2" drive Torx® bit sockets


- Non-removable bits.

	Torx® no.	I★ A mm	D mm	I mm	L mm	ΔΔ g
<b>SXM.20</b>	T20	3,84	22,8	24	60	58
<b>SXM.25</b>	T25	4,40	22,8	24	60	58
<b>SXM.27</b>	T27	4,96	22,8	24	60	59
<b>SXM.30</b>	T30	5,49	22,8	24	60	59
<b>SXM.40</b>	T40	6,60	22,8	24	60	62
<b>SXM.45</b>	T45	7,77	22,8	24	60	63
<b>SXM.50</b>	T50	8,79	22,8	24	60	74
<b>SXM.55</b>	T55	11,17	22,8	24	60	96
<b>SXM.60</b>	T60	13,17	23,1	24	60	117



## SX.LA 1/2" drive long-reach Torx® bit sockets

• Non-removable bits.

	Torx® no.	I* A mm	D mm	l mm	L mm	ΔΔ g
<b>SX.40LA</b>	T40	6,60	22,8	84	120	95
<b>SX.45LA</b>	T45	7,77	22,8	84	120	95
<b>SX.55LA</b>	T55	11,17	22,8	104	140	220
<b>SX.70LA</b>	T70	15,49	23,1	104	140	280



## Set of 1/2" drive Torx® bit sockets


### AMEX.3

- Comprising : SXM.20, SXM.25, SXM.27, SXM.30, SXM.40, SXM.45, SXM.50, SXM.55, SXM.60.
- Plastic case BP.102 : 204 x 122 x 52 mm.
- Tray PL.455.
- ΔΔ : 865 g.



## SV.B 1/2" drive XZN® spline bit sockets


• Non-removable bits.


	Ø Screw	D mm	l mm	L mm	ΔΔ g
<b>SV.6B</b>	M6	22,8	24	60	60
<b>SV.8B</b>	M8	22,8	24	60	60
<b>SV.10B</b>	M10	22,8	24	60	70
<b>SV.12B</b>	M12	22,8	24	60	80
<b>SV.14B</b>	M14	22,8	24	60	100
<b>SV.16B</b>	M16	23,1	24	60	110



## SV.LB 1/2" drive long-reach XZN® spline bit sockets

• Non-removable bits.


	Ø Screw	D mm	l mm	L mm	ΔΔ g
<b>SV.6LB</b>	M6	22,8	64	100	80
<b>SV.8LB</b>	M8	22,8	64	100	80
<b>SV.10LB</b>	M10	22,8	64	100	90
<b>SV.10ELB</b>	M10	22,8	120	120	110
<b>SV.12LB</b>	M12	22,8	64	100	120
<b>SV.12ELB</b>	M12	22,8	104	140	150
<b>SV.14LB</b>	M14	22,8	64	100	150



## Special 1/2" sockets for automotive applications

For details of our 1/2" special automotive sockets, see section 18.

- Spark plug sockets
- Cylinder head sockets
- Injector sockets




## Rack sets of 1/2" drive bit sockets

ST : for hexagon socket heads.


SX : for Torx® heads.

SV : for XZN® spline heads.


	Sizes	Rack	ΔΔ g
<b>ST.40</b>	STM 6-8-10-12-14-17-19	CKS.97	830
<b>ST.41</b>	SHPLA 6-7-8-10-12	CKS.90	610
<b>SX.41</b>	SXM 20-25-27-30-40-45-50-55	CKS.95	640
<b>SV.40A</b>	SVA 6-8-10-12	CKS.90	340
<b>SV.41A</b>	SVLB 8-10-12	CKS.90	440





i **Create your own bit sockets**




**Bits**




Series 2  5/16"


Series 3  1/2"


See section 7 p. 351

**Bit holders  1/2"**




S.236

 5/16" 7,94 mm



S.237

 1/2" 12,70 mm

p. 360

## Set of 1/2" drive XZN® spline bit sockets

### SV.J8A

- Non-removable bits for high torques
- Comprising :  
Short-reach bits SV.6B, SV.8B, SV.10B, SV.12B.  
Long-reach bits SV.6LB, SV.8LB, SV.10LB, SV.12LB.
- Tray PL.247 : 220 x 136 x 28 mm.
- ΔΔ : 805 g.



## Set of 1/2" drive long reach XZN® spline bit sockets

### SV.LJ6A


- Long-reach non-removable bits for high torques.
- Comprising :  
Long-reach bits SV.6LB, SV.8LB, SV.10LB, SV.12LB.  
Extra-long-reach bits SV.10ELB, SV.12ELA.
- Tray PL.258 : 170 x 170 x 34 mm.
- ΔΔ : 800 g.



## Cylinder head tightening and loosening tool module

### MOD.CH


- Comprising :  
- D.34B7L, D.34B9L, D.34B10L, D.34B12L, D.34B14L, D.34B16L.  
- SV.6LB, SV.8LB, SV.14LB.  
- SV.10ELB, SV.12ELB.  
- JTX.8, JTX.10.  
- STX.12, STX.14, STX.16, STX.18, STX.20.  
- SX.55LA, SX.70LA.  
- SHP.6LA, SHP.8LA, SHP.10LA, SHP.12LA.








## 12-piece set of 1/2" square drive sockets with long-reach monobloc TORX®, XZN® and hexagon bits

### MOD.SHPPB

- Ideal for light vehicle cylinder heads.
- Tray PL.336.
- Dimensions : 420 x 180 x 55 mm.



					 kg
<b>MOD.SHP</b>	40-45-55-70	5-6-7-8	6-8-10-12		1,740





# Truck 3/4" range

## ▶ Socket sets 3/4"

### 3/4" Metric socket sets

FACOM HELPS YOU WITH YOUR HEAVY MAINTENANCE TASKS

⇒ K.411 



⇒ K.441A   
⇒ K.442E 










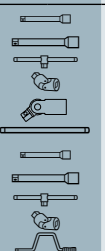



⇒ K.437E  ⇒ K.436E 



⇒ SK.453N   
⇒ SK.452N 



		K.411	K.441A	K.442E	K.437E	K.436E	SK.453N		SK.452N	
		K.152	K.151B	K.151B	K.151B	K.151B	K.151B + S.151		K.151B + S.151	
		K.HB	K.HB	K.B	K.HB	K.B	K.HB	S.H	K.B	S.
	8									
	9									
	10									
	11									
	12									
	13									
	14									
	15									
	16									
	17									
	18									
	19	•	•	•	•	•				•
	21	•	•	•	•	•		•		•
	22	•	•	•	•	•	•	•	•	•
	23	•	•	•	•	•	•	•	•	•
	24	•	•	•	•	•	•	•	•	•
	26									
	27	•	•	•	•	•	•	•	•	•
	28									
	29									
30	•	•	•	•	•	•	•	•	•	
32	•	•	•	•	•	•	•	•	•	
34	•	•	•	•	•	•		•		
36	•	•	•	•	•	•	•	•	•	
38	•	•	•	•	•	•	•	•	•	
41	•	•	•	•	•	•	•	•	•	
42										
46	•	•	•	•	•	•	•	•	•	
50	•	•	•	•	•	•	•	•	•	
54										
55	•	•	•	•	•	•	•	•	•	
	K.210B	•	•	•	•	•	•	•	•	
	K.215B	•	•	•	•	•	•	•	•	
	K.120B	•	•	•	•	•	•	•	•	
	K.240A		•	•						
	K.140A		•	•						
	K.125A		•	•						
	S.210							•	•	
S.215							•	•		
S.120A							•	•		
S.240A							•	•		
S.110							•	•		
	PL.438	C.K422CA + 2 x C.K422EA			PL.87A		P.21			
	BT.103G	BT.6A			BT.103G		BT.6A			
	643 x 230 x 111 mm	468 x 190 x 160 mm			643 x 230 x 111 mm		468 x 190 x 160 mm			
	15,20 kg	17,00 kg	17,00 kg	15,50 kg	15,50 kg	17,20 kg		17,20 kg		

Ratchets, sockets and accessories





## Metric socket sets



**FARMING EQUIPMENT MAINTENANCE**



**INDUSTRIAL MAINTENANCE**












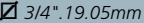










**HGV MAINTENANCE**

 **K.421N**   
 **K.420N** 



 **K.433E**   
 **K.432E** 



	K.421N	K.420N	K.433E	K.432E	MOD.K2	MOD.K1
	K.151B	K.151B	K.151B	K.151B	K.152	K.151B
						
 3/4" .19.05mm	K.HB	K.B	K.HB	K.B	K.HB	K.HB
	22	•	•			
23						
24	•	•				
27	•	•				
30	•	•	•	•		
32	•	•	•	•		
33			•	•		
34	•	•	•	•	•	•
36	•	•	•	•	•	•
38			•	•		
41	•	•	•	•	•	•
42			•	•		
46	•	•	•	•	•	•
50	•	•	•	•	•	•
54			•	•		
55			•	•	•	•
	K.210B	•	•	•	•	•
	K.215B	•	•	•	•	•
	K.120B	•	•	•	•	•
	K.240A				•	
	K.140A					
	K.125A					
	K.230B					•
	PL.42		PL.40		PL.662	PL.324
	BT.103G		BT.103G		-	-
	643 x 230 x 111 mm		643 x 230 x 111 mm		420 x 190 x 65 mm	420 x 355 x 65 mm
	12,90 kg	12,90 kg	16,30 kg	16,30 kg	7,46 kg	8,29 kg

 **MOD.K2** 



 **MOD.K1** 



 3/4"

Inch and long-reach metric socket sets



 K.442U 



 SK.452U 








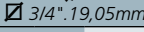



















 K.415E 



 K.405E 



	K.442U	SK.452U	K.415E	K.405E
 K.151B	K.151B	K.151B + S.151		K.151B
 12				
 3/4" .19,05mm	K.B	K.B	S.	K.LA
				
22			•	•
23			•	•
24			•	•
26			•	•
27			•	•
29			•	•
30			•	•
32			•	•
34			•	•
36			•	•
38			•	•
41			•	•
42			•	•
				
3/8			•	
7/16			•	
1/2			•	
9/16			•	
19/32			•	
5/8			•	
21/32			•	
11/16			•	
3/4			•	
25/32			•	
13/16			•	
3/4	•			
7/8	•		•	
15/16	•		•	
31/32			•	
1	•	 .3/4"	•	
1'1/16	•	•	•	
1'1/8	•	•	•	
1'1/4	•	•	•	
1'5/16	•		 .1/2"	
1'3/8	•	•		
1'7/16	•	•		
1'1/2	•	•		
1'5/8	•	•		
1'11/16	•			
1'3/4	•			
1'13/16	•	•		
1'7/8	•			
2'	•	•		
2'1/8	•			
2'3/16	•			
2'1/4	•			
 K.210B	•	•		•
 K.215B	•	•		•
 K.120B	•	•		•
 K.240A	•			
 K.140A	•			
 K.125A	•			
 S.210			•	
 S.215			•	
 S.120A			•	
 S.240A			•	
 S.110			•	
	-	PL.22	PL.43	PL.60A
	BT.6A	BT.6A	BT.103G	BT.111
	468 x 190 x 160 mm	468 x 190 x 160 mm	643 x 230 x 111 mm	396 x 224 x 82 mm
	22,1 kg	16,2 kg	16,27 kg	9,30 kg

**K.152**

## Compact and precise ratchet 3/4"

**25 % MORE COMPACT  
FOR CONFINED SPACES !**



### ERGONOMIC

- Ergonomic handle providing 2-handed grip for high torques.

### PERFORMANCE

- Precise : 72 tooth mechanism, 5° increments.
- Powerful and strong : 17 teeth in mesh during torquing.
- Monobloc ratchet : lighter and more manoeuvrable.
- Confined spaces : head 25% more compact than traditional ratchets.

### SAFETY FIRST

- Plunger lock ratchet/sockets/accessories.



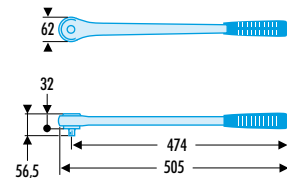

## Compact 3/4" drive ratchet

### K.152

▷ Performance : to ISO 3315, DIN 3122, NF ISO 3315.

- Very lightweight monobloc ratchet for increased manoeuvrability.
- Compact head.
- Ergonomic handle providing 2-handed grip.
- 5° increments (only 1/72 of a turn).
- High-power from 17 teeth in mesh when torque is applied.
- Plunger safety lock.
- Chrome finish.

ΔΔ : 1.67 kg.



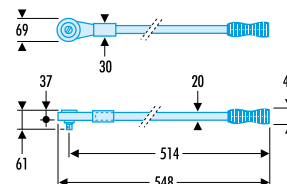


## 3/4" drive ratchet with removable handle

### K.154B

▷ Performance : to ISO 3315, DIN 3122, NF ISO 3315.

- 5° increments (only 1/72 of a turn).
- High-power from 17 teeth in mesh when torque is applied.
- Plunger safety lock.
- Chrome finish.

ΔΔ : 2.4 kg.



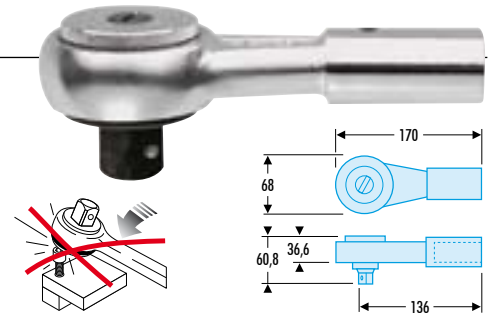
Description
K.154AM Handle for K.154B



3/4" drive ratchet without handle

**K.151B**

- ▷ Performance : to ISO 3315, DIN 3122, NF ISO 3315.
  - 5° increments (only 1/2 of a turn).
  - High-power from 17 teeth in mesh when torque is applied.
  - For use with bars K.125 or K.126 and handle K.154AM.
  - Plunger safety lock.
  - Chrome finish.
- ΔΔ : 1.2 kg.



**K.149**

**Ratchet  3/4" for heavy maintenance**

**A HEAVY-DUTY RATCHET SUITABLE FOR ANY JOB AND ANY SITUATION !**

**COMFORT OF USE**

- Ergonomic reverse lever for easy inversion even when wearing gloves.
- Recessed reversing lever : avoids accidental change of direction.
- Removable handle.



**PERFORMANCE**

- Sturdy : 40 tooth mechanism. 9° increments.
- "Parking meter" head limits the entry of foreign matter into the mechanism.

**SAFETY FIRST**

- Plunger lock ratchet/sockets/accessories.



Heavy industry



Farming machinery



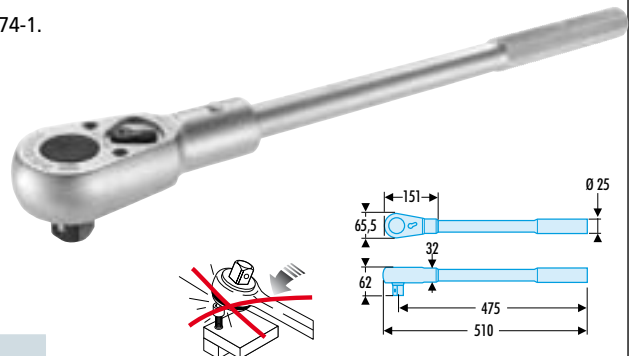
Heavy goods vehicles

**New**

3/4" drive "Site" ratchet

**K.149**

- ▷ Performance : to ISO 3315, DIN 3122, NF ISO 3315, NF ISO 1174-1.
  - Suitable for outdoor working.
  - Sturdy mechanism protected against dirt.
  - Recessed reversing switch :
  - 9° increments.
  - Removable handle.
  - Length 510 mm.
  - 40 tooth mechanism.
  - Plunger safety lock.
  - Matt chrome finish.
- ΔΔ : 2.85 kg.








	Description
<b>K.149RN</b>	Repair kit
<b>K.149M</b>	Handle for ratchet K.149



## Maintenance of 3/4" drive ratchets

- Ratchet maintenance is straightforward :  
For continued serviceability, simply clean and replace worn parts periodically.

		K.150	K.150A	K.151	K.151A	K.151B	K.152	K.154A	K.154B	K.149
 <b>Knurl caps</b> K.152C M.151C K.151BC							•			
	 <b>Spare parts kit</b> K.151RN S.152RN K.150RN			•	•	•		•	•	
			•	•						
							•			
 <b>Square drives</b> K.152R K.150R K.150AR K.151AR							•			
		•								
			•							
					•	•		•	•	
 <b>Repair kit</b> K.149RN										•

## ▶ Accessories 3/4"

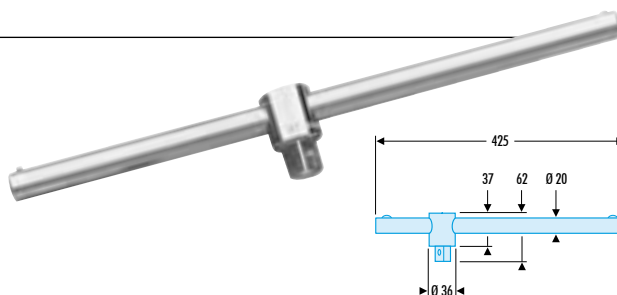
### 3/4" drive sliding tee

#### K.120B

▷ Performance : to ISO 3315, DIN 3122, NF ISO 3315.

- Ball-steadied head.
- T or L-handle.
- Chrome finish.

ΔΔ : 1.3 kg.

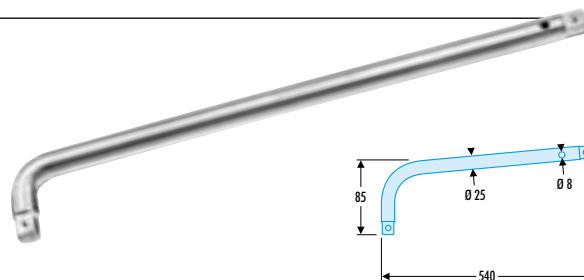


### 3/4" drive angle bar

#### K.130A

- Takes 3/4" socket on either end :  
- Short end for high torques  
- Long end for pre-tightening or in recesses.
- Chrome finish.

ΔΔ : 2.3 kg.



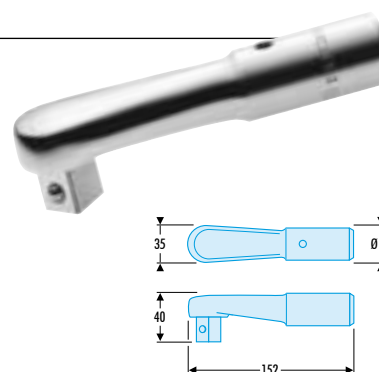
### 3/4" drive fixed adaptor

#### K.200E

▷ Performance : to ISO 3315, DIN 3122, NF ISO 3315.

- For use with bars K.125 and K.126.
- Chrome finish.

ΔΔ : 630 g.

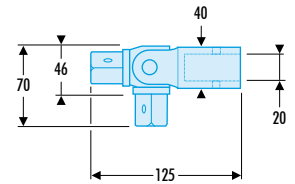


**3/4" drive hinged adaptor****K.140A**

▷ Performance : to ISO 3315, NF ISO 3315.

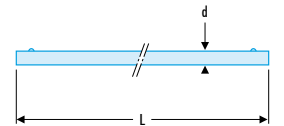

- For use with bars K.125 and K.126.
- Fastener rotation from any angle.
- Spring-steadied in any position.
- Chrome finish.

ΔΔ : 760 g.

**K 3/4" drive bars**


• Extended handles for ratchet K.151A and adaptors K.140A and K.200E.

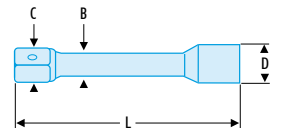
	d mm	L mm	ΔΔ kg
<b>K.125A</b>	20	425	1,04
<b>K.126A</b>	20	500	1,22

**K.B 3/4" drive extensions**

▷ Performance : to ISO 3316, DIN 3123, NF ISO 3316.

• Chrome finish.

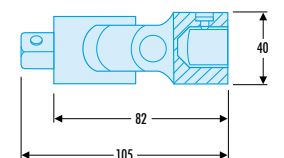
	B mm	C mm	D mm	L mm	ΔΔ g
<b>K.208B</b>	25	25	36	100	410
<b>K.210B</b>	20	25	36	200	620
<b>K.215B</b>	20	25	36	400	1130

**3/4" universal joint****K.240A**


▷ Performance : to ISO 3316, DIN 3123, NF ISO 3316.

- Spring-stiffened joints.
- Stays in position when reaching for fasteners.
- Significant time savings.
- Chrome finish.

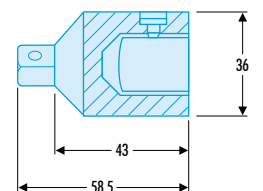
ΔΔ : 550 g.

**3/4" to 1/2" coupler****K.230B**

▷ Performance : to ISO 3316, DIN 3123, NF ISO 3316.

- For adapting sockets and accessories  1/2".
- Interchangeable 1/2" male square ref. K.230B1.
- Max. torque 512 N.m.
- Chrome finish, phosphate square.

ΔΔ : 250 g.



# Truck $\square$ 3/4" range

## Interchangeable 1/2" male drive

### K.230B1

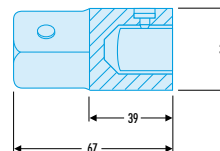
- Interchangeable 1/2" male drive for  $\square$  3/4" to  $\square$  1/2" coupler reference K.230B



## 3/4" to 1" coupler

### K.232A

- ▷ Performance : to ISO 3316, DIN 3123, NF ISO 3316.
- For adapting sockets and accessories  $\square$  1".
- Chrome finish.
- △△ : 340 g.



## ▶ Sockets $\square$ 3/4" OGV<sup>®</sup>

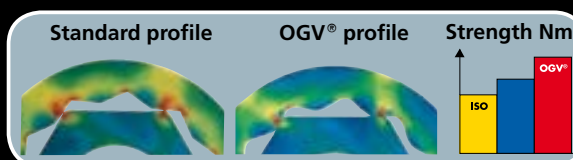


### Facom OGV<sup>®</sup> profile

#### HIGHER TORQUE WITHOUT DAMAGING THE FASTENER !

The OGV<sup>®</sup> profile is achieved by a succession of curves instead of the flats found in conventional sockets<sup>®</sup>.

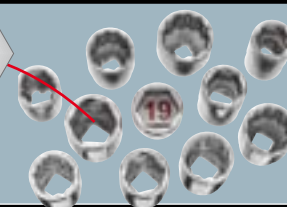
- **More powerful tightening :**  
Larger contact area between socket and fastener minimises stress.
- **Less wear :**  
Torque is transmitted through the fastener flats instead of the corners.
- **Increased durability :**  
Stress concentration in the corners is eliminated.



#### TAG socket inserts

- Immediately identify your sockets.
- 6- or 12 point sockets.

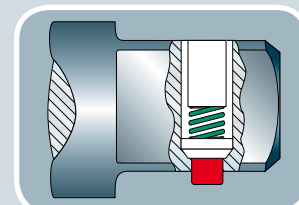
⇒ TAG



## $\square$ 3/4" - 1" Locking sockets and accessories

#### SAFETY AND COMFORT

- Lock system prevents accidental socket loss during use.
- Quick release simply by pressing the plunger.
- Compatible with standard ball-lock tools.

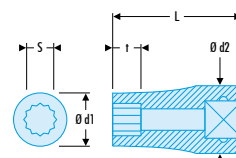




## K.B 3/4" drive metric 6 and 12-point OGV® sockets

▷ Performance : to ISO 2725-1, DIN 3124, NF ISO 2725-1.

- OGV® profile.
- Secure attachment of plunger lock accessories.
- Quick release button.
- Chrome finish.

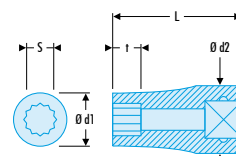


		S	Ø d1	Ø d2	t	L	ΔΔ
		mm	mm	mm	mm	mm	g
K.19HB	K.19B	19	29,9	36	14	49	207
K.21HB	K.21B	21	31,9	36	14	49	208
K.22HB	K.22B	22	33,4	36	14	51	221
K.23HB	K.23B	23	35,7	36	14	52,5	244
K.24HB	K.24B	24	35,7	36	16	52,5	237
K.26HB	K.26B	26	38,7	36	16	52,5	231
K.27HB	K.27B	27	39,5	36	18	52,5	232
K.28HB	K.28B	28	40,8	36	18	52,5	239
K.29HB	K.29B	29	42	36	18	52,5	245
K.30HB	K.30B	30	43,2	36	20	59	282
K.32HB	K.32B	32	45,7	36	22	59	301
K.33HB	K.33B	33	47,9	36	22	59	330
K.34HB	K.34B	34	48,2	36	24	59	322
K.35HB	K.35B	35	49,9	36	24	59	344
K.36HB	K.36B	36	50,7	36	24	59	347
K.38HB	K.38B	38	54	40	27	66,9	478
K.40HB	K.40B	40	55,9	40	27	66,9	493
K.41HB	K.41B	41	57	40	27	66,9	504
K.42HB	K.42B	42	59,4	40	27	66,9	552
K.44HB	K.44B	44	61,9	40	28	66,9	587
K.46HB	K.46B	46	63,2	40	30	75	641
K.50HB	K.50B	50	68,2	40	33	75	725
K.54HB	K.54B	54	73,9	45	36	75	880
K.55HB	K.55B	55	74,5	45	36	75	875

## K.B 3/4" drive inch 12-point OGV® sockets

▷ Performance : to GGG.W.641E, ANSI B 107.1, ASME B 107.1.

- OGV® profile.
- Secure attachment of plunger lock accessories.
- Quick release button.
- Chrome finish.



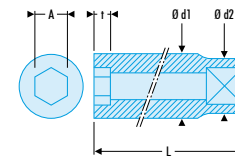
		S	Ø d1	Ø d2	t	L	ΔΔ	
		mm	mm	mm	mm	mm	g	
K.3/4B		3/4	19,05	29,9	36	14	49	207
K.7/8B		3/4	22,23	33,4	36	14	51	220
K.15/16B		15/16	23,81	35,7	36	14	51	233
K.1"B		1"	25,40	37,7	36	14	52,5	250
K.1"1/16B		11/16"	26,99	39,5	36	18	52,5	232
K.1"1/8B		11/8"	28,58	41,4	36	18	52,5	241
K.1"3/16B		13/16"	30,16	43,2	36	20	59	280
K.1"1/4B		11/4"	31,75	45,7	36	22	59	304
K.1"5/16B		15/16"	33,34	47,9	36	22	59	326
K.1"3/8B		13/8"	34,93	49,9	36	24	59	343
K.1"7/16B		17/16"	36,51	50,7	36	24	59	339
K.1"1/2B		11/2"	38,1	54	40	27	66,9	478
K.1"9/16B		19/16"	39,69	55,9	40	27	66,9	498
K.1"5/8B		15/8"	41,28	57	40	27	66,9	498
K.1"11/16B		111/16"	42,86	60,4	40	27	66,9	564
K.1"3/4B		13/4"	44,45	61,9	40	28	66,9	586
K.1"13/16B		113/16"	46,04	63,2	40	30	75	641
K.1"7/8B		17/8"	47,63	65,9	40	33	75	699
K.2"B		2"	50,80	68,2	40	33	75	698
K.2"1/8B		21/8"	53,98	73,9	45	36	75	880
K.2"3/16B		23/16"	55,56	74,5	45	36	75	855
K.2"1/4B		21/4"	57,15	76,9	45	36	75	913

## K.LA 3/4" long-reach metric 6-point OGV® sockets

▷ Performance : to ISO 2725-1, DIN 3124, NF ISO 2725-1.

	S	Ø d1	Ø d2	t	L	ΔΔ
K.19LA	19	29,8	36	18	87,5	339
K.21LA	21	32,0	36	18	87,5	367
K.22LA	22	33,5	36	21	87,5	391
K.23LA	23	35,8	38	21	87,5	461
K.24LA	24	35,8	38	24	87,5	400
K.26LA	26	38,8	36	24	87,5	474
K.27LA	27	39,6	38	27	87,5	480
K.29LA	29	42,1	40	27	87,5	505
K.30LA	30	43,3	40	30	87,5	530
K.32LA	32	45,8	40	33	87,5	540
K.33LA	33	48,0	45	33	87,5	600
K.34LA	34	48,3	45	33	87,5	656
K.35LA	35	50,0	45	33	87,5	707
K.36LA	36	50,8	45	36	87,5	672

	S	Ø d1	Ø d2	t	L	ΔΔ
K.38LA	38	54,1	45	36	87,5	772
K.41LA	41	57,1	45	40	87,5	778
K.42LA	42	59,5	45	40	87,5	863



## KT.A 3/4" drive metric bits for hexagon socket heads

- Interchangeable bits with plunger lock.

	S	Bit only	ΔΔ
KT.14A	14	ET.1914	297
KT.17A	17	ET.1917	307
KT.19A	19	ET.1919	314



# Mammoth 1" range






## ▶ Metric socket sets 1"

### Set of 1" drive 6-point sockets 42 to 82 mm

#### M.431E

• Comprising :  
Metal case.  
BT.101 : 768 x 344 x 158 mm.  
Tray PL.57.

			$\Delta\Delta$ kg
M.431E		M.151	46

M.HA 	46-50-54-55-58-60-63-65-67-70 71-75-77-80-82 mm	 M.120A	 M.210A
		 M.151	 M.215A








### Set of 1" drive 6-point sockets 58 to 100 mm

#### M.441E

• Comprising :  
Metal case.  
BT.101 : 768 x 344 x 158 mm.  
Tray PL.54.

			$\Delta\Delta$ kg
M.441E		M.151	64,2

M.HA 	58-60-63-65-67-70-71-75-77-80 82-85-90-95-100 mm	 M.120A	 M.210A
		 M.151	 M.215A








### Set of 1" drive 6-point sockets 41 to 80 mm

#### M.423E

• Comprising :  
Metal case.  
BT.104 : 568 x 344 x 123 mm.  
Tray PL.85.

			$\Delta\Delta$ kg
M.423E		M.151	29,7

M.HA 	41-46-50-55-60-65-70 75-80 mm	 M.120A	 M.210A
		 M.151	 M.215A









## ▶ Inch socket sets 1"

### Set of 1" drive sockets 17/8" to 33/8"

#### M.431U

• Comprising :  
Metal case.  
BT.101 : 768 x 344 x 158 mm.  
Tray PL.58.

			$\Delta\Delta$ kg
M.431U		M.151	39,5

M.HA 	1 7/8" - 2" - 2 1/8" - 2 3/16" - 2 1/4" - 2 3/8" 2 1/2" - 2 5/8" - 2 3/4" - 3" - 3 1/8" - 3 3/8"	 M.120A	 M.210A
		 M.151	 M.215A

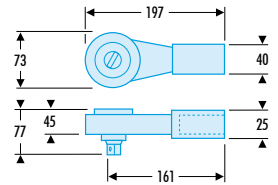


**► Ratchets and accessories  1"****1" drive ratchet without handle****M.151**

► Performance : to ISO 3315, DIN 3122, NF E 74.365.

- 5° increments.
- For use with bars M.125 or M.126 and handle M.120.
- Chrome finish.


ΔΔ : 2.1 kg.

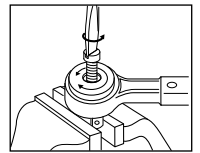

**Spare parts kit for ratchet M.151**

M.151RN Worm parts kits : comprising spring, screw and pawl.


M.151C Knurl cap.

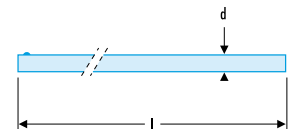

M.151R Square drive.

	ΔΔ g
<b>M.151RN</b>	80
<b>M.151C</b>	120
<b>M.151R</b>	470

**M.125A - 126A bars for ratchet M.151**

- Chrome finish.
- Used as extension handles on ratchet M.151.

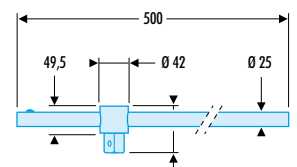
	d mm	l mm	ΔΔ kg
<b>M.125A</b>	25	500	1,9
<b>M.126A</b>	25	700	2,7

**1" drive sliding tee****M.120A**

► Performance : to ISO 3315, DIN 3122, NF ISO 3315.

- Friction-head allows bar to form a T or L-handle.
- Chrome finish.

ΔΔ : 2.4 kg.




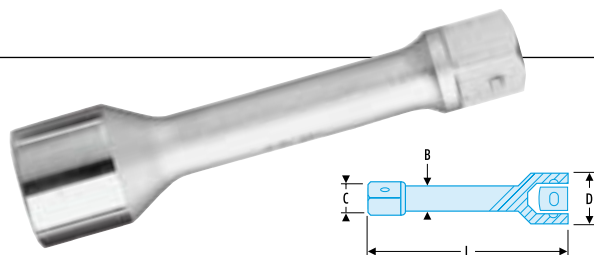
# Mammoth 1" range

## M 1" drive extensions

▷ Performance : to ISO 3316, DIN 3123, NF ISO 3316.

- Plunger safety lock.
- Chrome finish.

	B	C	D	L	$\Delta\Delta$
	mm	mm	mm	mm	kg
<b>M.210A</b>	25	33	48	200	1,1
<b>M.215A</b>	25	33	48	415	2



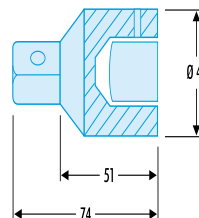
## 1" to 3/4" coupler

### M.230C

▷ Performance : to ISO 3316, DIN 3123, NF ISO 3316.

- Maximum torque 1412 N.m.
- 1" female to 3/4" male square drive.
- For adapting 3/4" drive sockets.
- Interchangeable 3/4" male square ref. M.230C1.
- Chrome body, burnished male drive.

$\Delta\Delta$  : 415 g.



## Interchangeable 3/4" male drive

### M.230C1

- Maximum torque 1412 N.m.
- Interchangeable 3/4" male square attaches to 1" to 3/4" coupler ref. M.230C
- Burnished finish.

$\Delta\Delta$  : 111 g.



## ▷ Sockets 1"

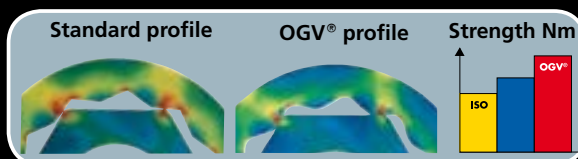


## Facom OGV<sup>®</sup> profile

### HIGHER TORQUE WITHOUT DAMAGING THE FASTENER !

The OGV<sup>®</sup> profile is achieved by a succession of curves instead of the flats found in conventional sockets<sup>®</sup>.

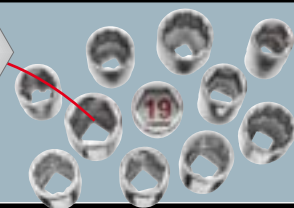
- **More powerful tightening :**  
Larger contact area between socket and fastener minimises stress.
- **Less wear :**  
Torque is transmitted through the fastener flats instead of the corners.
- **Increased durability :**  
Stress concentration in the corners is eliminated.



### TAG socket inserts

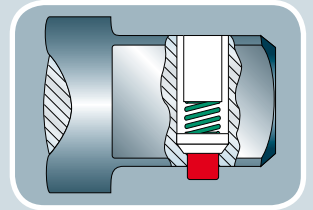
- Immediately identify your sockets.
- 6- or 12 point sockets.

 TAG




**Ø 3/4" - 1" Locking of sockets and accessories****SAFETY AND COMFORT**

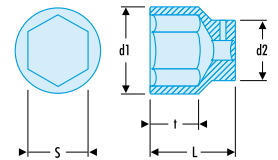
- Lock system prevents accidental socket loss during use.
- Quick release simply by pressing the plunger.
- Compatible with standard ball-lock tools.

**M.HA 1" drive metric 6-point OGV® sockets**

▷ Performance : to ISO 2725-1, DIN 3124, NF ISO 2725-1.


- Thinner, lighter body.
- Secure attachment of plunger lock accessories.
- Push-button release.
- Chrome finish.

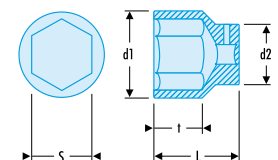
	S	Ø d1	Ø d2	t	L	ΔΔ
6	mm	mm	mm	mm	mm	g
M.41HA	41	56,9	51,3	25	74	685
M.46HA	46	64,4	51,3	30	76	852
M.50HA	50	69,4	51,3	33	80	968
M.54HA	54	74,4	56,3	31	84	1262
M.55HA	55	75,4	56,3	36	84	1262
M.58HA	58	79,6	56,3	35	85	1354
M.60HA	60	82,4	56,3	39	87	1432
M.63HA	63	85,4	58,3	35	92	1545
M.65HA	65	88,4	58,3	42	92	1652
M.67HA	67	90,4	58,3	39	92	1687
M.70HA	70	94,4	58,3	45	96	1921
M.71HA	71	95,4	58,3	45	96	1904
M.75HA	75	100,4	65,3	48	100	2261
M.77HA	77	107,4	65,3	51	100	2715
M.80HA	80	107,4	65,3	52	106	2800
M.82HA	82	109,4	65,3	52	110	2880
M.85HA	85	113,4	73,3	52	110	3225
M.90HA	90	120,4	73,3	56	110	3555
M.95HA	95	126,4	73,3	56	110	3800
M.100HA	100	132,4	73,3	56	115	4225

**M.HA 1" drive inch 6-point OGV® sockets**

▷ Performance : to GGG.W.641E, ANSI B 107.1, ASME B 107.1.

- Thinner, lighter body.
- Secure attachment of plunger lock accessories.
- Push-button release.
- Chrome finish.

	S	S	Ø d1	Ø d2	t	L	ΔΔ
6	"	mm	mm	mm	mm	mm	g
M.1'13/16HA	1'13/16	46,04	64,4	51,3	30	76	852
M.1'7/8HA	1'7/8	47,63	66,4	51,3	29	80	929
M.2'HA	2"	50,8	70,4	51,3	31	80	1000
M.2'1/8HA	2'1/8	53,98	74,4	56,3	31	84	1262
M.2'3/16HA	2'3/16	55,56	75,4	56,3	35	84	1253
M.2'1/4HA	2'1/4	57,15	78,5	56,3	35	84	1368
M.2'3/8HA	2'3/8	60,33	82,4	56,3	39	87	1439
M.2'1/2HA	2'1/2	63,5	86,4	58,3	35	92	1570
M.2'5/8HA	2'5/8	66,68	90,4	58,3	39	92	1704
M.2'3/4HA	2'3/4	69,85	94,4	58,3	45	96	1904
M.3'HA	3"	76,2	103,4	65,3	51	100	2347
M.3'1/8HA	3'1/8	79,37	107,4	65,3	51	106	2770
M.3'3/8HA	3'3/8	85,72	113,4	73,3	56	110	3225






## Impact socket sets

### DEVELOPED FOR YOUR POWER TOOLS

#### PERFORMANCE

- Specially designed to resist the stresses from impact (section 14), or "Dynamact" tools (section 15). Their special steel and heat treatment ensure a very high yield strength and wear resistance.



#### SAFETY

- All sockets and accessories feature a groove and side-hole to UNI ISO 2725. Locking is ensured by a through-pin and retaining ring (to be ordered separately).
- Never fit chrome-finished manual sockets Impact tools.

Pins		Rings	
	Ø x L mm		Ø bore x Ø in mm
<b>GA.15A</b>	2,5 x 15,0	<b>BA.16A</b>	2,4 x 16,0
<b>GA.18A</b>	2,5 x 18,0	<b>BA.19A</b>	2,4 x 19,0
<b>GA.20A</b>	3,0 x 20,0	<b>BA.21A</b>	2,4 x 21,0
<b>GA.24A</b>	3,0 x 24,0	<b>BA.20A</b>	3,5 x 20,2
<b>GA.37A</b>	4,0 x 37,0	<b>BA.24A</b>	3,5 x 24,0
<b>GA.43A</b>	5,0 x 43,0	<b>BA.25A</b>	3,5 x 25,0
<b>GA.75A</b>	6,0 x 75,0	<b>BA.38A</b>	3,5 x 38,0
<b>GA.84A</b>	6,0 x 84,0	<b>BA.46A</b>	3,5 x 46,0
		<b>BA.75A</b>	5,7 x 75,0
		<b>BA.85A</b>	5,7 x 85,0

#### Choosing impact tools

Type of tool	Drive	Sizes		
SOCKET 	<ul style="list-style-type: none"> <li>Ø 3/8"</li> <li>Ø 1/2"</li> <li>Ø 3/4"</li> <li>Ø 1"</li> <li>Ø 1 1/2"</li> </ul>	<ul style="list-style-type: none"> <li>6 → 19 mm</li> <li>8 → 32 mm ; 3/8" → 1" 1/16</li> <li>17 → 46 mm ; 3/4" → 1" 5/8</li> <li>21 → 77 mm</li> <li>55 → 120 mm</li> </ul>	<ul style="list-style-type: none"> <li>12 → 16 → 22 mm</li> </ul>	
TORX® SOCKET 	<ul style="list-style-type: none"> <li>Ø 1/2"</li> </ul>	E10 → E24		
LONG-REACH SOCKET 	<ul style="list-style-type: none"> <li>Ø 1/2"</li> <li>Ø 3/4"</li> <li>Ø 1"</li> </ul>	<ul style="list-style-type: none"> <li>8 → 32 mm</li> <li>17 → 46 mm</li> <li>22 → 70 mm</li> </ul>	<ul style="list-style-type: none"> <li>8 → 32 mm</li> <li>21 → 36 mm</li> <li>24 → 50 mm</li> </ul>	
EXTRA-LONG-REACH SOCKET 	<ul style="list-style-type: none"> <li>Ø 1"</li> </ul>	30, 32, 33 mm		
MONOCLOC BIT 	<ul style="list-style-type: none"> <li>Ø 1/2"</li> <li>Ø 3/4"</li> </ul>	<ul style="list-style-type: none"> <li>5 → 19 mm</li> <li>17 → 24 mm</li> </ul>	T30 → T60	
EXTENSION 	<ul style="list-style-type: none"> <li>Ø 3/8"</li> <li>Ø 1/2"</li> <li>Ø 3/4"</li> <li>Ø 1"</li> <li>Ø 1 1/2"</li> </ul>	<ul style="list-style-type: none"> <li>L : 76 - 150 mm</li> <li>L : 50 - 252 mm</li> <li>L : 100 - 330 mm</li> <li>L : 125 - 330 mm</li> <li>L : 250 - 330 mm</li> </ul>		
UNIVERSAL JOINT 	<ul style="list-style-type: none"> <li>Ø 3/8"</li> <li>Ø 1/2"</li> </ul>	1 modèle par carré d'entraînement		
COUPLER 	<ul style="list-style-type: none"> <li>Ø 3/8"</li> <li>Ø 1/2"</li> <li>Ø 3/4"</li> <li>Ø 1"</li> <li>Ø 1 1/2"</li> </ul>	<ul style="list-style-type: none"> <li>Ø 3/8" → Ø 1/2"</li> <li>Ø 1/2" → Ø 3/4"</li> <li>Ø 3/4" → Ø 1"</li> <li>Ø 1" → Ø 1 1/2"</li> <li>Ø 1 1/2" → Ø 2 1/2"</li> </ul>	<ul style="list-style-type: none"> <li>Ø 3/8" → Ø 1/4"</li> <li>Ø 1/2" → Ø 3/8"</li> <li>Ø 3/4" → Ø 1"</li> <li>Ø 1" → Ø 3/4"</li> <li>Ø 1 1/2" → Ø 1"</li> </ul>	
DYNAMACT WRENCH 	<ul style="list-style-type: none"> <li>Ø 3/4"</li> <li>Ø 1"</li> </ul>	<ul style="list-style-type: none"> <li>1000 N.m</li> <li>2000 N.m</li> </ul>		
IMPACT SCREWDRIVER 	<ul style="list-style-type: none"> <li>Ø 3/8"</li> <li>Ø 1/2"</li> </ul>	<ul style="list-style-type: none"> <li>200 N.m</li> <li>400 N.m</li> </ul>		p.



## ► Impact sockets and accessories 3/8"

### Safety first

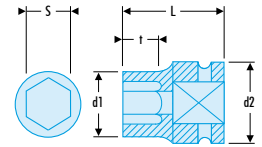
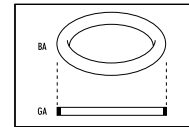
- For your safety, use impact sockets and accessories with the appropriate rings and pins.
- Never fit chrome-finished manual sockets or accessories to impact tools.

### NJ.A 3/8" drive metric 6-point impact sockets

► Performance : to ISO 2725-2, NF ISO 2725-2.

• For your safety, use impact sockets with the appropriate rings and pins.

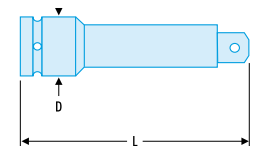
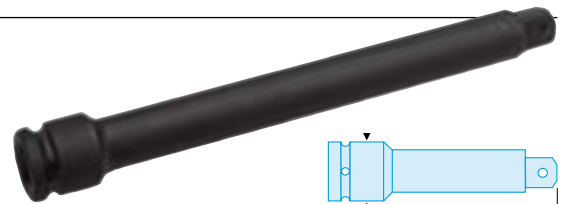
	S mm	∅ d1 mm	∅ d2 mm	T mm	L mm	GA	BA	ΔΔ g
<b>NJ.6A</b>	6	11,5	19	6	30	GA.15A	BA.16A	38
<b>NJ.7A</b>	7	12,5	19	8	30	GA.15A	BA.16A	41
<b>NJ.8A</b>	8	14,0	19	8	30	GA.15A	BA.16A	41
<b>NJ.9A</b>	9	15,0	19	8	30	GA.15A	BA.16A	42
<b>NJ.10A</b>	10	16,5	19	8	30	GA.15A	BA.16A	41
<b>NJ.11A</b>	11	17,5	19	9	32	GA.15A	BA.16A	47
<b>NJ.12A</b>	12	19,0	19	9	30	GA.15A	BA.16A	49
<b>NJ.13A</b>	13	20,0	22	10	30	GA.18A	BA.19A	49
<b>NJ.14A</b>	14	21,5	22	11,5	30	GA.18A	BA.19A	63
<b>NJ.16A</b>	16	24,0	22	12,5	30	GA.18A	BA.19A	72
<b>NJ.17A</b>	17	25,0	22	12,5	30	GA.18A	BA.19A	70
<b>NJ.19A</b>	19	27,5	22	14	30	GA.18A	BA.19A	77



### 3/8" drive impact extensions

• For your safety, use impact extensions with the appropriate rings and pins.

	L mm	D mm	ΔΔ g	GA	BA
<b>NJ.210A</b>	75	19	95	GA.15A	BA.16A
<b>NJ.211A</b>	150	19	170	GA.15A	BA.16A

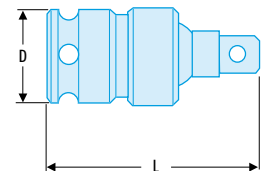


### 3/8" drive impact universal joint

#### NJ.240A

• For your safety, use impact universal joints with the appropriate rings and pins.

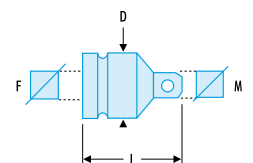
	D mm	L mm	GA	BA	ΔΔ g
<b>NJ.240A</b>	23,85	51	GA.18	BA.21	85




### 3/8" drive impact couplers

• For your safety, use impact couplers with the appropriate rings and pins.

	Female 	Male 	L mm	D mm	GA	BA	ΔΔ g
<b>NJ.230A</b>	3/8"	1/4"	32	22	GA.18A	BA.19A	40
<b>NJ.232A</b>	3/8"	1/2"	36	22	GA.18A	BA.19A	95




i Create your drive bits




?

**Bits**




Series 2  $\square$  5/16"  
Series 3  $\square$  1/2"

See section 7 p. **351**



**NJ.236A**

$\square$  5/16" 7,94 mm



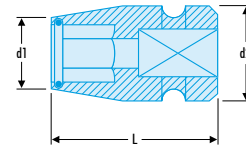
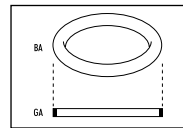
**NJ.237A**

$\square$  1/2" 12,70 mm

## 3/8" drive impact bit-holders

▷ Performance : to ISO 1174-2, DIN 3121, NF ISO 1174-2.

Ref	$\square$	$\varnothing$ d1 mm	$\varnothing$ d2 mm	L mm	GA	BA	$\Delta\Delta$ g
<b>NJ.236A</b>	5/16	14,0	19	37	GA.15A	BA.16A	35
<b>NJ.237A</b>	1/2	19	19	37	GA.15A	BA.16A	40




New

### 14-piece 3/8" drive impact bit set

**JHX.14**

- Comprising :
  - 2 bit holders  $\square$  1/2",  $\square$  1/2" and 5/16".
  - $\square$  Hexagonal 6-7-8-10-12 and 14 mm.
  - $\square$  Torx® no. 30-40-45-50 and 55.
  - BP.102.
  - PL.402A.
- $\Delta\Delta$  : 800 g.



i Facom power tools

Facom has a wide range of air and portable electric tools, including impact wrenches, ratchets, screwdrivers, drills, grinders, sanders, power chisels, etc.

See section 14 page **570**










## Safety first



- For your safety, use impact sockets and accessories with the appropriate rings and pins.
- Never fit chrome-finished manual sockets or accessories to Impact tools.

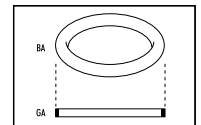
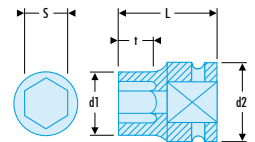


## ► Impact sockets and accessories 1/2"

### NS.A 1/2" drive metric and inch 6-point impact sockets

▷ Performance : to ISO 2725-2, NF ISO 2725-2.



		S	Ø d1	Ø d2	T	L	GA	BA	ΔΔ
	S"	mm	mm	mm	mm	mm			g
NS.8A		8	15,0	25	9	38	GA.20A	BA.20A	70
NS.9A		9	16,0	25	12	38	GA.20A	BA.20A	70
NS.10A	NS.3/8A	10	17,5	25	12	38	GA.20A	BA.20A	75
NS.11A	NS.7/16A	11	18,7	25	12	38	GA.20A	BA.20A	76
NS.12A		12	20,0	25	12	38	GA.20A	BA.20A	75
NS.13A	NS.1/2A	13	21,0	25	12	38	GA.20A	BA.20A	76
NS.14A	NS.9/16A	14	22,5	25	12	38	GA.20A	BA.20A	83
NS.15A		15	23,7	30	12	38	GA.24A	BA.25A	112
NS.16A	NS.5/8A	16	25,0	30	12	38	GA.24A	BA.25A	105
NS.17A	NS.11/16A	17	26,5	30	13	38	GA.24A	BA.25A	112
NS.18A		18	27,5	30	13	38	GA.24A	BA.25A	110
NS.19A	NS.3/4A	19	29,0	30	14	38	GA.24A	BA.25A	112
NS.20A		20	30,0	30	15	38	GA.24A	BA.25A	116
NS.21A	NS.13/16A	21	31,0	30	15	38	GA.24A	BA.25A	156
NS.22A	NS.7/8A	22	32,5	30	16	38	GA.24A	BA.25A	156
NS.23A	NS.15/16A	23	33,5	30	16	38	GA.24A	BA.25A	162
NS.24A		24	35,0	30	20	45	GA.24A	BA.25A	169
NS.26A	NS.1"A	26	38,0	30	24	50	GA.24A	BA.25A	192
NS.27A	NS.1 1/16A	27	39,0	30	24	50	GA.24A	BA.25A	220
NS.28A		28	40,0	30	24	50	GA.24A	BA.25A	273
NS.29A		29	41,0	30	24	50	GA.24A	BA.25A	276
NS.30A		30	43,0	30	24	50	GA.24A	BA.25A	285
NS.32A		32	45,0	30	24	50	GA.24A	BA.25A	278



### 9-piece rack set of 1/2" drive metric 6-point impact sockets

#### NS.J9


▷ Performance : to ISO 2725-2, NF ISO 2725-2.

- A selection of the most popular sizes for automotive applications :  
-  NS.13A-14A-16A-17A-18A-19A-21A-22A and 24A.
- Essential accessory for any  1/2".
- Supplied on a rack CKS.95.

ΔΔ : 1.2 kg.



### 1/2" drive metric 6-point impact socket modules

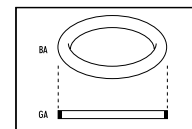
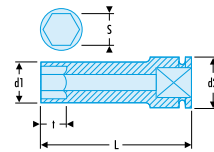
	Contents			ΔΔ
	Socket	Bit holder	Tray	kg
MOD.NS1	NS.10A-11A-12A-13A-14A-15A-16A-17A-18A-19A-21A-22A-23A-24A	-	PL.610	2,0
MOD.NS2	NS.13A-14A-15A-16A-17A-18A-19A-21A-22A-27A-30A-32A	2 bits holders Ø 1/2" et 5/16"	PL.623	2,9



# Impact range

## NS.LA 1/2" drive long-reach metric 6-point impact sockets

6	S mm	Ø d1 mm	Ø d2 mm	T mm	L mm	GA	BA	ΔΔ g
NS.8LA	8	15,0	25	13	78	GA.20A	BA.20A	130
NS.10LA	10	17,5	25	14	78	GA.20A	BA.20A	154
NS.11LA	11	18,7	25	14	78	GA.20A	BA.20A	163
NS.12LA	12	20,0	25	14	78	GA.20A	BA.20A	169
NS.13LA	13	21,0	25	14	78	GA.20A	BA.20A	185
NS.14LA	14	22,5	25	17	78	GA.20A	BA.20A	201
NS.16LA	16	25,0	30	17	78	GA.24A	BA.25A	224
NS.17LA	17	26,0	30	17	78	GA.24A	BA.25A	252
NS.18LA	18	27,5	30	17	78	GA.24A	BA.25A	283
NS.19LA	19	29,0	30	19	78	GA.24A	BA.25A	268
NS.21LA	21	31,0	30	24	78	GA.24A	BA.25A	310
NS.22LA	22	32,5	30	24	78	GA.24A	BA.25A	302
NS.23LA	23	33,5	30	24	78	GA.24A	BA.25A	298
NS.24LA	24	35,0	30	24	78	GA.24A	BA.25A	309
NS.26LA	26	38,0	30	24	78	GA.24A	BA.25A	311
NS.27LA	27	39,0	30	24	78	GA.24A	BA.25A	325
NS.28LA	28	40,0	30	24	78	GA.24A	BA.25A	323
NS.29LA	29	41,0	30	24	78	GA.24A	BA.25A	357
NS.30LA	30	43,0	30	24	78	GA.24A	BA.25A	352
NS.32LA	32	45,0	30	24	78	GA.24A	BA.25A	317

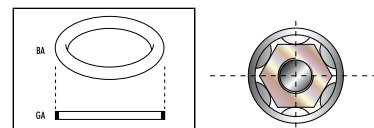
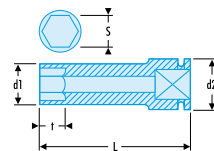


## NSB 1/2" drive long-reach metric thin-wall 6-point impact sockets

▷ Performance : to ISO 2725-2, NF ISO 2725-2.

- For your safety, use impact sockets with the appropriate rings and pins.
- Thin wall for better access.
- 6-point convex pattern for increased resilience.

6	S mm	d1 mm	d2 mm	T mm	L mm	GA	BA	ΔΔ g
NSB.8	8	13,0	25	8	80	GA.20A	BA.20A	165
NSB.10	10	15,0	25	10	80	GA.20A	BA.20A	170
NSB.11	11	16,2	25	11	80	GA.20A	BA.20A	180
NSB.12	12	18,2	25	12	80	GA.20A	BA.20A	200
NSB.13	13	19,0	25	13	80	GA.20A	BA.20A	210
NSB.14	14	21,0	30	14	80	GA.24A	BA.25A	205
NSB.15	15	22,0	30	15	80	GA.24A	BA.25A	220
NSB.16	16	23,0	30	16	80	GA.24A	BA.25A	230
NSB.17	17	24,0	30	17	80	GA.24A	BA.25A	245
NSB.18	18	25,5	30	18	80	GA.24A	BA.25A	245
NSB.19	19	27,0	30	19	80	GA.24A	BA.25A	240
NSB.21	21	30,0	30	22	80	GA.24A	BA.25A	245
NSB.22	22	31,0	30	23	85	GA.24A	BA.25A	250
NSB.24	24	32,0	30	24	85	GA.24A	BA.25A	280
NSB.27	27	36,0	30	27	85	GA.24A	BA.25A	325
NSB.30	30	39,0	30	30	85	GA.24A	BA.25A	330
NSB.32	32	41,0	30	32	85	GA.24A	BA.25A	335



## 3-piece set of 1/2" drive long-reach thin-wall impact sockets for wheel nuts

### NSB.3

- Includes  $\square$  1/2".
- Special series for wheel nuts.


ΔΔ : 740 g.



## Sockets for alloy wheels

- NSAL.3 = set of 3 deep impact sockets with protective plastic sleeves to prevent damage to polished chrome or alloy wheels.


See section 18 p. 785  
Wheels-Hubs-Transmission

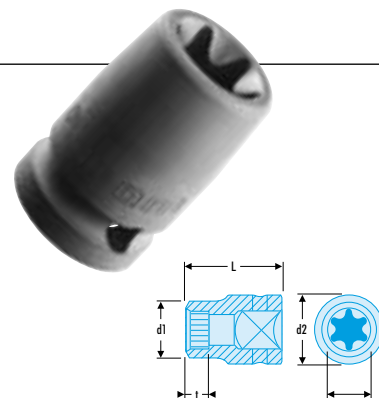


New

**NSTX Torx® 1/2" impact sockets**

- For your safety, use impact sockets with the appropriate rings and pins.

	Torx® no.	I* mm	Ø d1 mm	Ø d2 mm	t mm	L mm	GA	BA	ΔΔ g
<b>NSTX.10</b>	E10	9,19	14,2	25	6,4	38	GA.20A	BA.20A	86
<b>NSTX.12</b>	E12	10,95	15,2	25	8,0	38	GA.20A	BA.20A	85
<b>NSTX.14</b>	E14	12,67	18,2	25	8,8	38	GA.20A	BA.20A	88
<b>NSTX.16</b>	E16	14,70	19,2	25	9,6	38	GA.20A	BA.20A	88
<b>NSTX.18</b>	E18	16,38	22,2	25	11,1	38	GA.20A	BA.20A	89
<b>NSTX.20</b>	E20	18,16	24,2	30	12,7	38	GA.24A	BA.24A	134
<b>NSTX.24</b>	E24	21,84	28,2	30	17,0	40	GA.24A	BA.24A	138



New

**7-piece Torx® 1/2" impact socket rack set****NSTX.J7**

- For your safety, use impact sockets with the appropriate rings and pins.
- Set of 7 Torx impact sockets  $\square$  1/2".
- Includes sizes :
- ☐ NSTX : E10, E12, E14, E16, E18, E20, E24.
- Supplied on a rack CKS.97.
- ΔΔ : 770 g.





New

**NSHM 1/2" drive metric impact bits for hexagon socket heads**

▷ Performance : to ISO 2725-2, NF ISO 2725-2.

- For your safety, use impact sockets with the appropriate rings and pins.
- Non-removable bits.

	mm	Ø D mm	l mm	L mm	GA	BA	ΔΔ g
<b>NSHM.5</b>	5	25	20	75	GA.20A	BA.20A	60
<b>NSHM.6</b>	6	25	20	75	GA.20A	BA.20A	60
<b>NSHM.8</b>	8	25	25	75	GA.20A	BA.20A	80
<b>NSHM.10</b>	10	25	25	75	GA.20A	BA.20A	100
<b>NSHM.12</b>	12	25	25	75	GA.20A	BA.20A	120
<b>NSHM.14</b>	14	25	25	75	GA.20A	BA.20A	120
<b>NSHM.17</b>	17	25	25	75	GA.20A	BA.20A	160
<b>NSHM.19</b>	19	25	25	75	GA.20A	BA.20A	180



New

**8-piece rack set of 1/2" drive metric impact bits for hexagon socket heads****NSHM.J8**

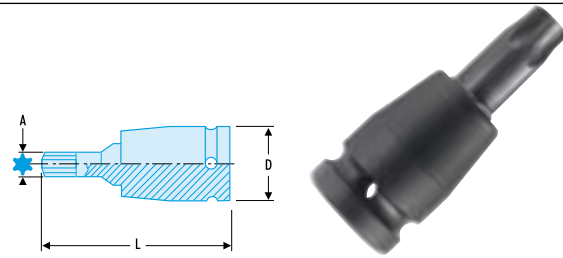
- For your safety, use impact sockets with the appropriate rings and pins.
- Set of 8 bits  $\square$  1/2" for hexagon socket heads.
- Includes sizes : ○ NSHM.5, 6, 8, 10, 12, 14, 17, 19.
- Supplied on a rack CKS.95.
- ΔΔ : 1.20 kg.



## NSX 1/2" drive impact bits for Torx® heads

- For your safety, use impact sockets with the appropriate rings and pins.
- Interchangeable bits.

⇒	Torx®	I★	Components		D	L	ΔΔ
	no.	A mm					
<b>NSX.30A</b>	T30	5,49	NS.237A	NEX.30A	25	70	90
<b>NSX.40A</b>	T40	6,60	NS.237A	NEX.40A	25	70	95
<b>NSX.45A</b>	T45	7,77	NS.237A	NEX.45A	25	70	95
<b>NSX.50A</b>	T50	8,79	NS.237A	NEX.50A	25	70	100
<b>NSX.55A</b>	T55	11,17	NS.237A	NEX.55A	25	70	105
<b>NSX.60A</b>	T60	13,20	NS.237A	NEX.60A	25	70	110



## Create your drive bits



### Bits



Series 2  $\square$  5/16"

Series 3  $\square$  1/2" See section 7 p. 351

### Impact bit holders $\square$ 1/2"



⇒ NS.236A

$\square$  5/16" 7,94 mm



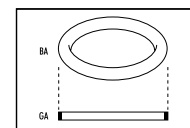
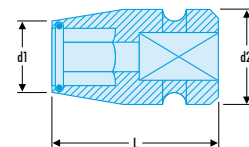
⇒ NS.237A

$\square$  1/2" 12,70 mm

p. 363

## 1/2" drive impact bit-holders

⇒	$\square$	$\varnothing$ d1	$\varnothing$ d2	L	GA	BA	ΔΔ
		mm	mm	mm			g
<b>NS.236A</b>	5/16	15,5	25	40	GA.20A	BA.20A	65
<b>NS.237A</b>	1/2	20	25	40	GA.20A	BA.20A	40



## 14-piece 1/2" drive impact bit set

### NHX.14A

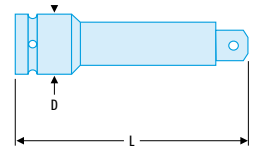
- Comprising :
  - 2 bit holders  $\square$  1/2",  $\square$  1/2" and 5/16".
  - $\square$  Hexagonal 6-7-8-10-12 and 14 mm.
  - Torx® no. 30-40-45-50 and 55.
  - Phillips® 2 - 3 and 4.
  - BP.102.
  - PL.402A.
- ΔΔ : 800 g.



### 1/2" drive impact extensions

• For your safety, use impact extensions with the appropriate rings and pins.

	L mm	D mm	GA	BA	ΔΔ g
<b>NS.210A</b>	50	25	GA.20A	BA.20A	105
<b>NS.215A</b>	125	25	GA.20A	BA.20A	235
<b>NS.218A</b>	175	25	GA.20A	BA.20A	370
<b>NS.219A</b>	250	25	GA.20A	BA.20A	520

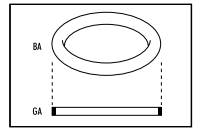
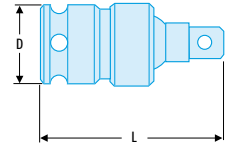


### 1/2" drive impact universal joint

#### NS.240A

• For your safety, use impact universal joints with the appropriate rings and pins.

	∅ D mm	L mm	GA	BA	ΔΔ g
<b>NS.240A</b>	27,9	60	GA.24A	BA.24A	205

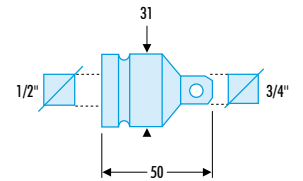


### 1/2" to 3/4" impact coupler

#### NS.232B

• For your safety, use impact couplers with the appropriate rings and pins.

	GA	BA	ΔΔ g
<b>NS.232B</b>	GA.24A	BA.25A	185

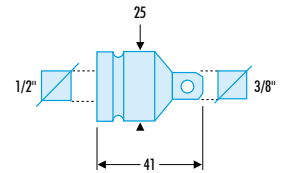


### 1/2" to 3/8" impact coupler

#### NS.230A

• For your safety, use impact couplers with the appropriate rings and pins.

	GA	BA	ΔΔ g
<b>NS.230A</b>	GA.20A	BA.20A	90



**New**

### Set of 1/2" drive short and long-reach impact sockets 10 to 32 mm

#### NS.550A






- For your safety, use impact sockets with the appropriate rings and pins (included).
  - Comprehensive set of tools for automotive applications : short and long-reach sockets, sockets for alloy wheels (17, 19, 21 mm).
  - Supplied in plastic case BP 109 (478x234x72 mm) + tray PL.716.
- ΔΔ : 5.1 kg.



## Set of 1/2" drive impact sockets 8 to 27 mm

### NS.500A

- For your safety, use impact sockets with the appropriate rings and pins.
  - Supplied in a plastic case BP.112 (389 x 164 x 66 mm) + tray PL.416.
- ΔΔ : 3.7 kg.






 NS.A	8 - 9 - 10 - 11 - 12 - 13 - 14 - 15 - 16 17 - 18 - 19 - 21 - 22 - 23 - 24 - 26 - 27 mm	 <b>NS.240A</b>
 BA	BA.20A - BA.24A - BA.25A	 <b>NS.215A</b>
 GA	GA.20A - GA.24A	



## Set of 1/2" drive impact sockets 3/8" to 11/16"

### NS.500AU

- For your safety, use impact sockets with the appropriate rings and pins.
  - Supplied in a plastic case BP.112 (389 x 164 x 66 mm) + tray PL.417.
- ΔΔ : 3.1 kg.


 NS.A	3/8" - 7/16" - 3/8" - 1/2" - 9/16" - 5/8" - 11/16" 3/4" - 13/16" - 7/8" - 15/16" - 1" - 1 1/16"	 <b>NS.240A</b>
 BA	BA.20A - BA.24A - BA.25A	 <b>NS.215A</b>
 GA	GA.20A - GA.24A	



## Set of 1/2" drive long-reach impact sockets 10 to 24 mm

### NS.405A

- For your safety, use impact sockets with the appropriate rings and pins.
  - Supplied in a plastic case BP.112 (389 x 164 x 66 mm) + tray PL.418.
- ΔΔ : 4 kg.

 NS.LA	10 - 11 - 12 - 13 - 14 - 16 - 17 - 19 21 - 22 - 23 - 24 mm
--	---



## Facom power tools

Facom has a wide range of air and portable electric tools, including impact wrenches, ratchets, screwdrivers, drills, grinders, sanders, power chisels, etc.

See section 14 p. **570**




## ► Impact sockets and accessories 3/4"



### Safety first

- For your safety, use impact sockets and accessories with the appropriate rings and pins.
- Never fit chrome-finished manual sockets or accessories to Impact tools.

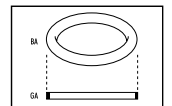
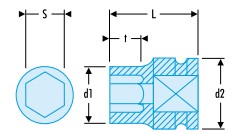


### NK.A 3/4" drive metric and inch 6-point impact sockets

▷ Performance : to ISO 2725-2, NF ISO 2725-2.

- For your safety, use impact sockets with the appropriate rings and pins.

	S"	Ø d1 mm	Ø d2 mm	t mm	L mm	GA	BA	ΔΔ g
NK.17A		30	44	12	52	GA.37A	BA.38A	300
NK.18A		32	44	13	50	GA.37A	BA.38A	310
NK.19A	NK.3/4A	33	44	14	50	GA.37A	BA.38A	315
NK.21A	NK.13/16A	35	44	15	50	GA.37A	BA.38A	330
NK.22A	NK.7/8A	37	44	16	50	GA.37A	BA.38A	345
NK.23A		38	44	16	50	GA.37A	BA.38A	350
NK.24A	NK.15/16A	39	44	17	50	GA.37A	BA.38A	350
NK.26A	NK.1"A	42	44	18	50	GA.37A	BA.38A	480
NK.27A	NK.1-1/16A	43	44	23	54	GA.37A	BA.38A	480
NK.28A		44	44	23	54	GA.37A	BA.38A	520
NK.29A	NK.1"11/8A	45	44	23	54	GA.37A	BA.38A	520
NK.30A		47	44	23	54	GA.37A	BA.38A	545
NK.32A	NK.1"1/4A	49	44	23	56	GA.37A	BA.38A	620
NK.33A		51	44	23	56	GA.37A	BA.38A	650
NK.34A		52	44	23	56	GA.37A	BA.38A	680
NK.35A	NK.1"5/16A	53	44	23	56	GA.37A	BA.38A	680
NK.36A	NK.1"7/16A	54	44	25	56	GA.37A	BA.38A	705
NK.38A	NK.1"1/2A	57	44	26	58	GA.37A	BA.38A	890
NK.41A	NK.1"5/8A	60	44	28	58	GA.37A	BA.38A	890
NK.42A		62	44	29	58	GA.37A	BA.38A	925
NK.46A		67	44	32	63	GA.37A	BA.38A	1055

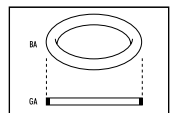
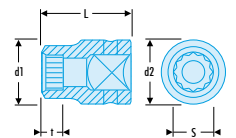


### NKD.A 3/4" drive metric 12-point impact sockets

▷ Performance : to ISO 2725-2, NF ISO 2725-2.

- For your safety, use impact sockets with the appropriate rings and pins.

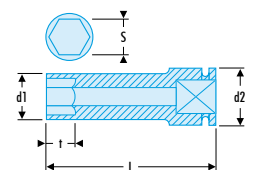
	S mm	Ø d1 mm	Ø d2 mm	t mm	L mm	GA	BA	ΔΔ g
NKD.16A	16	29,0	44	12	52	GA.37A	BA.38A	300
NKD.17A	17	30,0	44	12	52	GA.37A	BA.38A	305
NKD.18A	18	31,5	44	14	52	GA.37A	BA.38A	310
NKD.19A	19	32,5	44	14	52	GA.37A	BA.38A	315
NKD.22A	22	36,5	44	16	52	GA.37A	BA.38A	340



### NK.LA 3/4" drive long-reach metric and inch 6-point impact sockets

- For your safety, use impact sockets with the appropriate rings and pins.

	S mm	Ø d1 mm	Ø d2 mm	t mm	L mm	GA	BA	ΔΔ kg
NK.17LA	17	31	44	17	95	GA.37A	BA.38A	550
NK.19LA	19	33	44	17	95	GA.37A	BA.38A	620
NK.21LA	21	35	44	24	95	GA.37A	BA.38A	600
NK.22LA	22	37	44	24	95	GA.37A	BA.38A	780
NK.23LA	23	38	44	24	95	GA.37A	BA.38A	780
NK.24LA	24	39	44	24	95	GA.37A	BA.38A	820
NK.26LA	26	42	44	24	95	GA.37A	BA.38A	800
NK.27LA	27	43	44	24	95	GA.37A	BA.38A	810
NK.29LA	29	45	44	24	95	GA.37A	BA.38A	890
NK.30LA	30	47	44	24	95	GA.37A	BA.38A	900
NK.32LA	32	49	44	24	95	GA.37A	BA.38A	930
NK.33LA	33	51	44	24	95	GA.37A	BA.38A	980
NK.34LA	34	52	44	24	95	GA.37A	BA.38A	1100



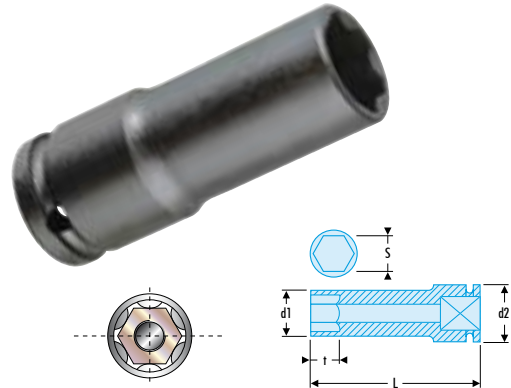
	S mm	Ø d1 mm	Ø d2 mm	t mm	L mm	GA	BA	ΔΔ kg
NK.35LA	35	53	44	24	95	GA.37A	BA.38A	1240
NK.36LA	36	54	44	25	95	GA.37A	BA.38A	1240
NK.38LA	38	57	44	60	95	GA.37A	BA.38A	1220
NK.41LA	41	60	44	60	95	GA.37A	BA.38A	1470
NK.42LA	42	62	44	60	95	GA.37A	BA.38A	1450
NK.46LA	46	67	44	60	95	GA.37A	BA.38A	1480

## NKB 3/4" drive long-reach metric thin-wall 6-point impact sockets

▷ Performance : to ISO 2725-2, NF ISO 2725-2.

- For your safety, use impact sockets with the appropriate rings and pins.
- Thin wall for better access.
- 6-point convex pattern for increased resilience.

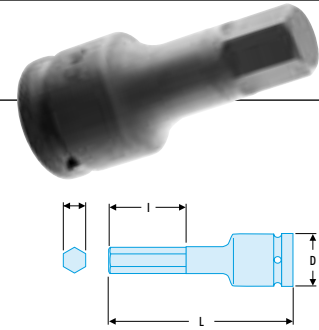
🔧	S	d1	d2	t	L	ΔΔ	GA	BA
	mm	mm	mm	mm	mm	g		
<b>NKB.21</b>	21	33	44	21	102	600	GA.37A	BA.38A
<b>NKB.22</b>	22	34	44	22	102	600	GA.37A	BA.38A
<b>NKB.24</b>	24	36	44	24	102	640	GA.37A	BA.38A
<b>NKB.27</b>	27	40	44	27	102	670	GA.37A	BA.38A
<b>NKB.30</b>	30	43	44	30	102	700	GA.37A	BA.38A
<b>NKB.32</b>	32	46	44	32	102	706	GA.37A	BA.38A
<b>NKB.33</b>	33	48	44	33	102	750	GA.37A	BA.38A
<b>NKB.36</b>	36	50	44	36	102	765	GA.37A	BA.38A



## NKHM 3/4" drive metric impact bits for hexagon socket heads

- For your safety, use impact sockets with the appropriate rings and pins.
- Non-removable bits.

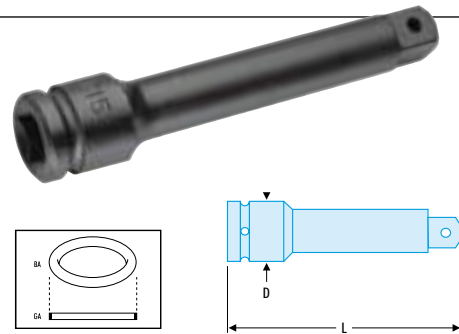
🔧	⬤	∅ D	l	L	GA	BA	ΔΔ
	mm	mm	mm	mm			g
<b>NKHM.17</b>	17	44	20	100	GA.37A	BA.38A	600
<b>NKHM.19</b>	19	44	20	100	GA.37A	BA.38A	600
<b>NKHM.22</b>	22	44	20	100	GA.37A	BA.38A	600
<b>NKHM.24</b>	24	44	20	100	GA.37A	BA.38A	600



## 3/4" drive impact extensions

- For your safety, use impact extensions with the appropriate rings and pins.

🔧	∅ D	L	GA	BA	ΔΔ
	mm	mm			kg
<b>NK.209A</b>	44	100	GA.37A	BA.38A	0,6
<b>NK.210A</b>	44	175	GA.37A	BA.38A	1,05
<b>NK.215A</b>	44	252	GA.37A	BA.38A	1,17
<b>NK.218A</b>	44	330	GA.37A	BA.38A	1,51

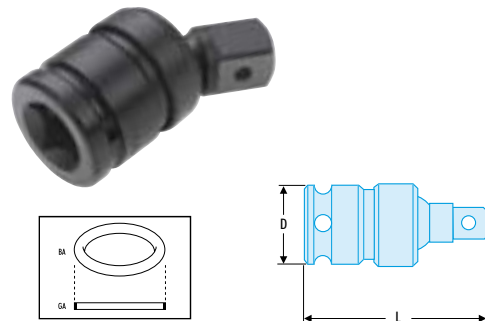


## 3/4" drive impact universal joint

### NK.240A

- For your safety, use impact universal joints with the appropriate rings and pins.

🔧	∅ D	L	GA	BA	ΔΔ
	mm	mm			g
<b>NK.240A</b>	44	90	GA.37A	BA.38A	720

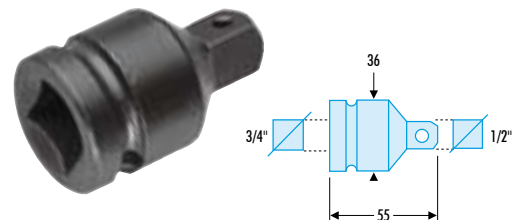


## 3/4" to 1/2" impact coupler

### NK.230A

- For your safety, use impact couplers with the appropriate rings and pins.

🔧	GA	BA	ΔΔ
			g
<b>NK.230A</b>	GA.37A	BA.38A	210




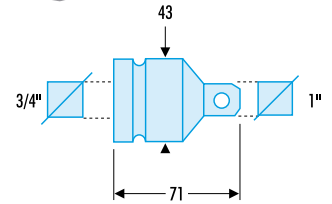


## 3/4" to 1" impact coupler

**NK.232A**

- For your safety, use impact couplers with the appropriate rings and pins.






	GA	BA	$\Delta\Delta$ g
<b>NK.232A</b>	GA.37A	BA.38A	525



## Set of 3/4" drive impact sockets 19 to 42 mm

**NK.500E**

- For your safety, use impact sockets with the appropriate rings and pins.
  - Supplied in a metal case BT.111 (396 x 224 x 82 mm) + tray PL.79A.
- $\Delta\Delta$  : 12.4 kg.






 NK.A	19 - 21 - 22 - 23 - 24 - 26 - 27 - 28 - 29 - 30 32 - 34 - 36 - 38 - 41 - 42 mm	 <b>NK.240A</b>
 BA	BA.38A	 <b>NK.210A</b>
 GA	GA.37A	



## Set of 3/4" drive impact sockets 3/4" to 15/8"

**NK.500U**

- For your safety, use impact sockets with the appropriate rings and pins.
  - Supplied in a metal case BT.111 (396 x 224 x 82 cm) + tray PL.80A.
- $\Delta\Delta$  : 10.3 kg.

 NK.A	3/4" - 13/16" - 7/8" - 15/16" - 1" - 1 1/16" - 1 1/8" 1 1/4" - 1 5/16" - 1 7/16" - 1 1/2" - 1 5/8"	 <b>NK.240A</b>
 BA	BA.38A	 <b>NK.210A</b>
 GA	GA.37A	



## Facom power tools

Facom has a wide range of air and portable electric tools, including impact wrenches, ratchets, screwdrivers, drills, grinders, sanders, power chisels, etc.

See section 14 p. **570**





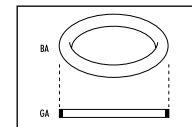
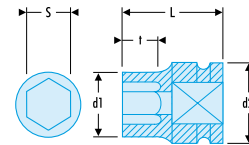
## ► Impact sockets and accessories 1"

### NM.A 1" drive metric and inch 6-point impact sockets

▷ Performance : to ISO 2725-2, NF ISO 2725-2.

• For your safety, use impact sockets with the appropriate rings and pins.


		Ø d1 mm	Ø d2 mm	t mm	L mm	GA	BA	ΔΔ kg
NM.21A		38	54	17	58	GA.43A	BA.46A	0,520
NM.22A		40	54	17	58	GA.43A	BA.46A	0,500
NM.23A		41	54	17	58	GA.43A	BA.46A	0,500
NM.24A		42	54	17	58	GA.43A	BA.46A	0,500
NM.26A	NM.1'A	44	54	18	58	GA.43A	BA.46A	0,520
NM.27A		46	54	19	58	GA.43A	BA.46A	0,520
NM.28A		47	54	20	58	GA.43A	BA.46A	0,520
NM.29A	NM.1'1/8A	48	54	20	60	GA.43A	BA.46A	0,520
NM.30A		50	54	20	60	GA.43A	BA.46A	0,750
NM.32A	NM.1'1/4A	52	54	22	60	GA.43A	BA.46A	0,760
	NM.1'5/16A	54	54	22	62	GA.43A	BA.46A	0,75
NM.33A		53	54	22	60	GA.43A	BA.46A	0,750
NM.34A		55	54	23	62	GA.43A	BA.46A	0,750
NM.35A		56	54	26	62	GA.43A	BA.46A	0,800
NM.36A		57	54	26	65	GA.43A	BA.46A	0,840
	NM.1'1/2A	60	54	30	65	GA.43A	BA.46A	1,62
NM.38A		60	54	30	65	GA.43A	BA.46A	0,840
NM.41A	NM.1'5/8A	63	54	30	67	GA.43A	BA.46A	1,040
NM.42A		65	54	35	74	GA.43A	BA.46A	1,040
NM.46A	NM.1'13/16A	70	54	35	74	GA.43A	BA.46A	1,500
NM.50A		75	54	40	80	GA.43A	BA.46A	1,650
	NM.1'7/8A	72	54	35	74	GA.43A	BA.46A	1,62
NM.52A	NM.2'A	77	54	42	84	GA.43A	BA.46A	1,750
NM.54A	NM.2'1/8A	80	54	42	84	GA.43A	BA.46A	1,790
NM.55A		81	54	42	84	GA.43A	BA.46A	1,840
NM.56A		82	54	42	84	GA.43A	BA.46A	2,060
NM.58A		85	54	44	87	GA.43A	BA.46A	2,190
NM.60A		87	54	44	87	GA.43A	BA.46A	2,370
NM.65A		93	54	46	90	GA.43A	BA.46A	2,730
NM.70A		100	54	50	96	GA.43A	BA.46A	2,980
NM.75A		106	86	50	98	GA.75A	BA.75A	3,300
NM.77A		109	86	50	100	GA.75A	BA.75A	3,500

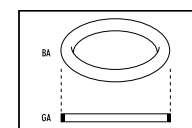
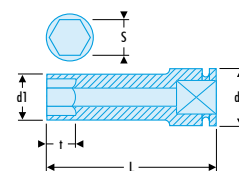


### NM.LA 1" drive long-reach metric and inch 6-point impact sockets

▷ Performance : to ISO 2725-2, NF ISO 2725-2.

• For your safety, use impact sockets with the appropriate rings and pins.


	S mm	Ø d1 mm	Ø d2 mm	t mm	L mm	GA	BA	ΔΔ kg
NM.22LA	22	40	54	21	100	GA.43A	BA.46A	1
NM.23LA	23	41	54	21	100	GA.43A	BA.46A	1,05
NM.24LA	24	42	54	21	100	GA.43A	BA.46A	1,05
NM.26LA	26	44,5	54	24	100	GA.43A	BA.46A	1,08
NM.27LA	27	46	54	24	100	GA.43A	BA.46A	1,12
NM.29LA	29	48	54	24	100	GA.43A	BA.46A	1,2
NM.30LA	30	50	54	24	100	GA.43A	BA.46A	1,2
NM.32LA	32	52	54	24	100	GA.43A	BA.46A	1,25
NM.33LA	33	53	54	24	100	GA.43A	BA.46A	1,32
NM.34LA	34	55	54	40	100	GA.43A	BA.46A	1,32
NM.35LA	35	56	54	60	100	GA.43A	BA.46A	1,34
NM.36LA	36	57	54	65	100	GA.43A	BA.46A	1,5
NM.38LA	38	60	54	65	100	GA.43A	BA.46A	1,5
NM.41LA	41	63	54	64	100	GA.43A	BA.46A	1,65
NM.42LA	42	65	54	64	100	GA.43A	BA.46A	1,65
NM.46LA	46	70	54	63	100	GA.43A	BA.46A	1,56
NM.50LA	50	75	54	62	100	GA.43A	BA.46A	1,87
NM.54LA	54	80	54	61	100	GA.43A	BA.46A	1,78
NM.55LA	55	81	54	60	100	GA.43A	BA.46A	1,93
NM.58LA	58	85	54	65	105	GA.43A	BA.46A	2,12
NM.60LA	60	87	54	78	120	GA.43A	BA.46A	2,18
NM.65LA	65	93	54	80	125	GA.43A	BA.46A	2,25
NM.70LA	70	100	54	80	125	GA.43A	BA.46A	2,23

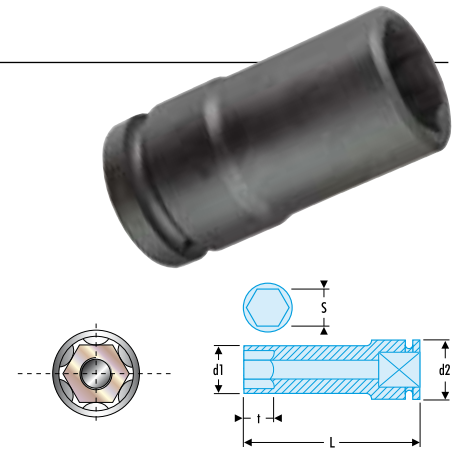


## NMB Long-reach 6-point thin-wall sockets

▷ Performance : to ISO 2725-2, NF ISO 2725-2.


- For your safety, use impact sockets with the appropriate rings and pins.
- Thin wall for better access.
- 6-point convex pattern for increased resilience.

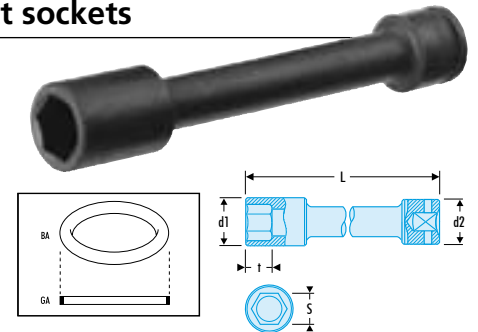
	S	d1	d2	t	L	GA	BA	$\Delta\Delta$
	mm	mm	mm	mm	mm			kg
<b>NMB.24</b>	24	38	54	24	108	GA.43A	BA.46A	0,94
<b>NMB.27</b>	27	42	54	27	108	GA.43A	BA.46A	1,00
<b>NMB.30</b>	30	46	54	30	108	GA.43A	BA.46A	1,04
<b>NMB.32</b>	32	48	54	32	108	GA.43A	BA.46A	1,04
<b>NMB.33</b>	33	49	54	33	108	GA.43A	BA.46A	1,05
<b>NMB.36</b>	36	53	54	36	108	GA.43A	BA.46A	1,08
<b>NMB.46</b>	46	66	54	38	108	GA.43A	BA.46A	1,48
<b>NMB.50</b>	50	74	54	66	108	GA.43A	BA.46A	1,48



## NM.ELA 1" drive extra-long reach metric 6-point impact sockets

- For your safety, use impact sockets with the appropriate rings and pins.
- E.g. = dual wheels of trucks.

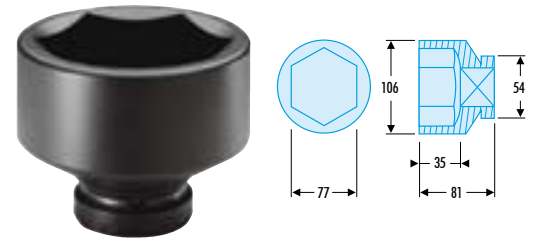
	S	Ø d1	Ø d2	t	L	GA	BA	$\Delta\Delta$
	mm	mm	mm	mm	mm			kg
<b>NM.30ELA</b>	30	50	54	30	270	GA.43A	BA.46A	2,50
<b>NM.32ELA</b>	32	52	54	32	270	GA.43A	BA.46A	2,56
<b>NM.33ELA</b>	33	53	54	32	270	GA.43A	BA.46A	2,56



## Special "Trailer" 1" drive metric impact socket


### M.77TR

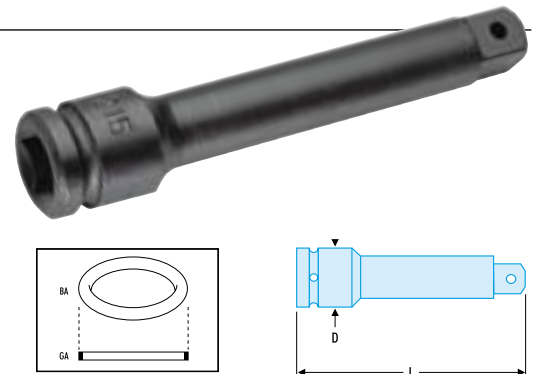
- For your safety, use ring BA.46A and pin GA.43A.
  - For 77 mm 6-point trailer hub nut.
- $\Delta\Delta$  : 1.96 kg.



## 1" drive impact extensions

- For your safety, use impact extensions with the appropriate rings and pins.


	L	D	GA	BA	$\Delta\Delta$
	mm	mm			kg
<b>NM.209A</b>	125	54	GA.43A	BA.46A	1,2
<b>NM.210A</b>	200	54	GA.43A	BA.46A	1,6
<b>NM.215A</b>	330	54	GA.43A	BA.46A	2,5

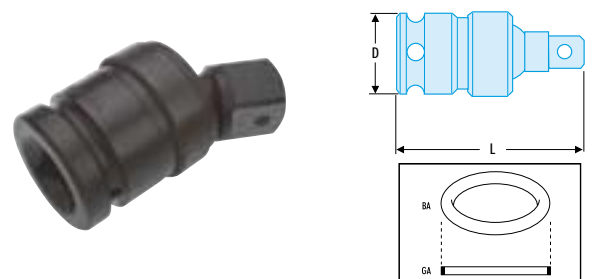


## 1" drive impact universal joint

### NM.240A

- For your safety, use impact universal joints with the appropriate rings and pins.

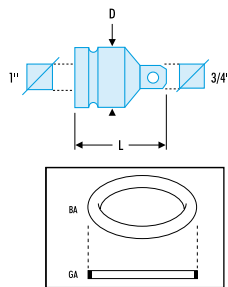
	Ø D	L	GA	BA	$\Delta\Delta$
	mm	mm			kg
<b>NM.240A</b>	54	110	GA.43A	BA.46A	2,0



## 1" to 3/4" impact couplers

• For your safety, use impact couplers with the appropriate rings and pins.

	D mm	L mm	GA	BA	$\Delta\Delta$ kg
<b>NM.230A</b>	54	75	GA.38	BA.36	0,54
<b>NM.231A</b>	51	154	GA.38	BA.36	1,04

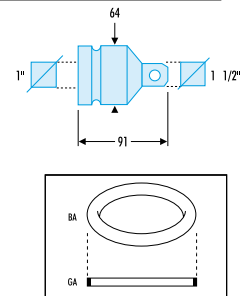


## 1" to 1 1/2" impact coupler

### NM.232A

• For your safety, use impact couplers with the appropriate rings and pins.

	GA	BA	$\Delta\Delta$ kg
<b>NM.232A</b>	GA.43A	BA.46A	1,5



## Facom power tools

Facom has a wide range of air and portable electric tools, including impact wrenches, ratchets, screwdrivers, drills, grinders, sanders, power chisels, etc.

See section 14 p. 570




## Impact sockets and accessories 1" 1/2



## Safety first

- For your safety, use impact sockets and accessories with the appropriate rings and pins.
- Never fit chrome-finished manual sockets or accessories to Impact tools.

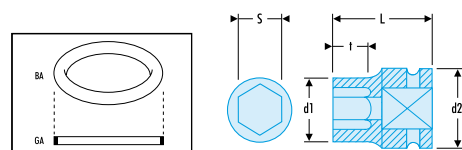


## NG.A 1 1/2" drive metric 6-point impact sockets

▷ Performance : to ISO 2725-2, NF ISO 2725-2.


• For your safety, use impact sockets with the appropriate rings and pins.

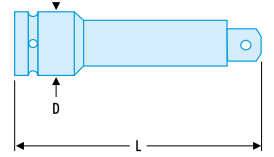
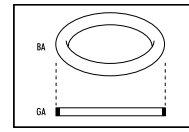
	S mm	Ø d1 mm	Ø d2 mm	t mm	L mm	BA	GA	$\Delta\Delta$ kg
<b>NG.55A</b>	55	87	86	38	90	BA.75A	GA.75A	2,52
<b>NG.60A</b>	60	94	86	38	92	BA.75A	GA.75A	2,87
<b>NG.65A</b>	65	100	86	40	95	BA.75A	GA.75A	3,18
<b>NG.70A</b>	70	106	86	43	100	BA.75A	GA.75A	3,75
<b>NG.75A</b>	75	112	86	45	103	BA.75A	GA.75A	3,93
<b>NG.80A</b>	80	119	86	51	110	BA.75A	GA.75A	4,61
<b>NG.85A</b>	85	125	86	52	118	BA.75A	GA.75A	5,38
<b>NG.90A</b>	90	131	86	52	118	BA.75A	GA.75A	5,65
<b>NG.95A</b>	95	137	95	52	118	BA.85A	GA.84A	6,59
<b>NG.100A</b>	100	144	95	59	125	BA.85A	GA.84A	7,42
<b>NG.105A</b>	105	150	95	59	125	BA.85A	GA.84A	7,83
<b>NG.110A</b>	110	156	95	59	125	BA.85A	GA.84A	8,60
<b>NG.115A</b>	115	162	95	67	135	BA.85A	GA.84A	9,73
<b>NG.120A</b>	120	169	95	67	135	BA.85A	GA.84A	9,48



### 1 1/2" drive impact extensions

• For your safety, use impact extensions with the appropriate rings and pins.


	L mm	D mm	BA	GA	$\Delta\Delta$ kg
<b>NG.210A</b>	250	86	BA.75A	GA.75A	5,6
<b>NG.215A</b>	330	86	BA.75A	GA.75A	6,8

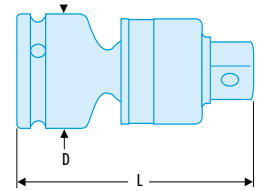
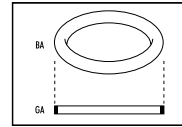


### 1 1/2" drive impact universal joint

#### NG.240A

• For your safety, use impact universal joints with the appropriate rings and pins.


	L mm	D mm	GA	BA	$\Delta\Delta$ kg
<b>NG.240A</b>	181	86	GA.75A	BA.75A	4,2

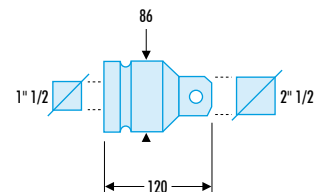
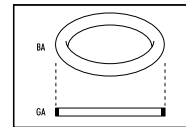


### 1 1/2" to 2 1/2" impact coupler

#### NG.232A

• For your safety, use impact universal joints with the appropriate rings and pins.


	L mm	D mm	GA	BA	$\Delta\Delta$ kg
<b>NG.232A</b>	120	86	GA.75A	BA.75A	3,9

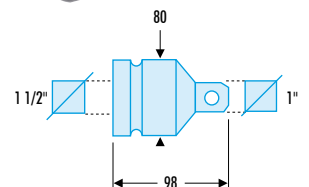
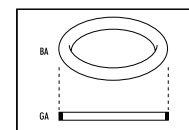


### 1 1/2" to 1" impact coupler

#### NG.230A

• For your safety, use impact universal joints with the appropriate rings and pins.

	L mm	D mm	GA	BA	$\Delta\Delta$ kg
<b>NG.230A</b>	100	86	GA.75A	BA.75A	2,1665



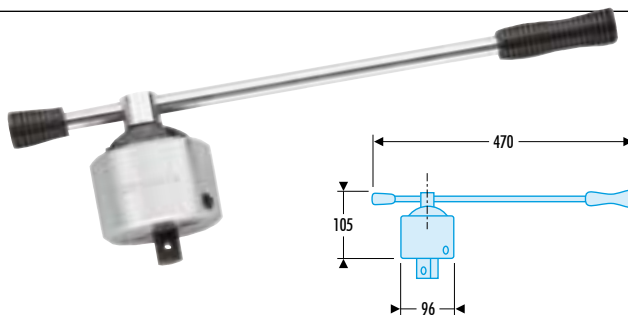
# 3/4" drive Dynapact manual impact wrench

## ▶ 3/4" series

### 3/4" drive Dynapact manual impact wrench

#### NK.300

- Stored energy frees or secures very tight fasteners.
- Handle rotation through 60° (approx.) releases torque.
- 10 impacts on 21 mm A/F equate to 1000 N.m.



Description
NK.300M Dynapact handle

### 3/4" drive Dynapact manual impact wrench set

#### NK.301AE

- Comprising :
  - Wrench NK.300 and 16 tools with locking rings and pins.
  - Sockets NK.19A - 21A - 22A - 23A - 24A - 26A - 27A - 29A - 30A - 32A - 34A - 36A - 38A - 41A - 42A.
  - 1 extension NK.210A.
- Metal case.  
BT.103G : 643 x 224 x 111 mm.
- Tray PL.84A.
- ΔΔ : 16.7 kg.

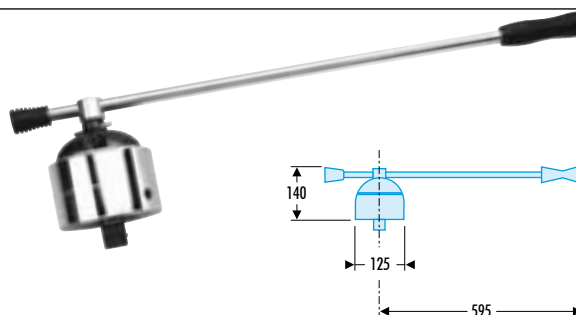


## ▶ 1" series

### 1" drive Dynapact manual impact wrench

#### NM.300

- Stored energy frees or secures very tight fasteners.
- Handle rotation through 60° (approx.) releases torque.
- 10 impacts on 21 mm A/F equate to 2000 N.m.
- ΔΔ : 10.8 kg.



Description
NM.300M Dynapact handle



## Impact screwdriver

- Facom has the solution for quickly and safely releasing seized, rusted or glued fasteners : the impact screwdriver.

See page **366**



## X-ON Electronics

Largest Supplier of Electrical and Electronic Components

*Click to view similar products for [facom](#) manufacturer:*

Other Similar products are found below :

[92A.5,5](#) [ARB.5.5X40](#) [ANXR10X75](#) [AEF.J6](#) [AEF.J1](#) [EH.107](#) [EH.103](#) [256.2.5](#) [MT.J3](#) [986058](#) [75.10](#) [PB.MTJ5](#) [84E.J1](#) [455B](#) [440.19](#)  
[44.6X7](#) [440.21](#) [R.306-25D](#) [R.217](#) [R.5](#) [J.13LA](#) [431.LE](#) [425.E](#) [R.216](#) [601](#) [AEF.1,5X35](#) [AEX.J2](#) [AEX.9X75](#) [AEX.7X35](#) [251A.2.5](#) [HB.2B](#)  
[440.20](#) [435.E](#) [432.LMT](#) [44.12X13](#) [440.5H](#) [440.22](#) [R.304DA](#) [427.MT](#) [113A.10C](#) [251A.3](#) [AEF.1,8X35](#) [75.7](#) [440.30](#) [440.18](#) [440.8](#) [R.4](#)  
[J.19LA](#) [44.JE8](#) [417.PE](#)