

**Fang cheng Electronics(Dong guan) Co,LTD**  
**SPECIFICATION FOR APPROVAL**

**CUSTOMER:**  
 Part Number : **SMD POWER CHOKE**  
 CUSTOMER Number:  
 CUSTOMER Part :  
 Fangcheng part : **FCRH7045-102M-L-S**  
 DATE: **2021-1-11**  
 REV: **01**



made in fangcheng:

CUSTOMER APPROD:

prepad	checd	Approd	prepad	checd	Approd
					

THE INFORMATION CONTAINED IN THIS DOCUMENT IS OF A PROPRIETARY NATURE AND IS INTENDED TO BE KEPT CONFIDENTIAL BETWEEN THE SENDER AND THE INTENDED RECIPIENT. IT MAY NOT BE REPRODUCED OR USED WITHOUT EXPRESS WRITTEN PERMISSION OF FC TECHNOLOGIES, OR FC



**FANGCHENG ELECTRON**  
FANGCHENG ELECTRONICS (DONGGUAN) CO., LTD.

**Fangcheng Electronics (Dongguan) Co., Ltd.**

Tel: +86 0769-82988010

Fax: +86 0769-82988065

E-mail: [yhl@fangchengcoils.com](mailto:yhl@fangchengcoils.com)

URL: [www.fangchengcoils.com](http://www.fangchengcoils.com)

Address: Building 3, Jinmei Technology Park, No.16 Huanchang West Road, Changping Town, Dongguan City



**Fangcheng Electronics (China-Taiwan) Office**

Address: No. 31, MRT Road, Zhonghe District, New Taipei City

Tel: +8869-983491379



**Notice of Use**

For the parameters not prescribed in the *Specification for Approval*, please refer to the following standards or the relative industry standards.

1. Product in packing storage condition : temperature 540, RH70%.
2. A storage of –FC- Electronic products for longer than 12 months is not recommended, Within other effects, the terminals may suffer degradation, resulting in bad solderability. Therefore, all products shall be used within the period of 12 months based on the day of shipment.
3. Do not keep products in unsuitable storage conditions, such as areas susceptible to high temperatures, high humidity, dust or corrosion.
- 4 Always handle products with care.
- 5 Don't touch electrodes directly with bare hands as oil secretions may inhibit soldering. Always ensure optimum conditions for soldering.
- 6 When this product will be used on a similar or new project to the original one, sometimes it might be unable to satisfy the specifications due to different condition of usage.
- 7 This inductor itself does not have any protective function in abnormal condition, such as overload, short-circuit, open-circuit conditions, etc. Therefore, it shall be confirmed that there is no risk of smoke, fire, dielectric withstand voltage, insulation resistance, etc., or use in abnormal conditions protective devices or protection circuit in the end product.
- 8 Hi-Pot test with higher voltage than spec value will damage insulating material and shorten its life.

IPC 020D Joint Industry standard

IEC1007 《Transformer and inductors for use in electronic and telecommunication equipment—Measuring methods and test procedures》

(ROHS or other environmental request)

**1. Appearance and Dimensions(mm)**

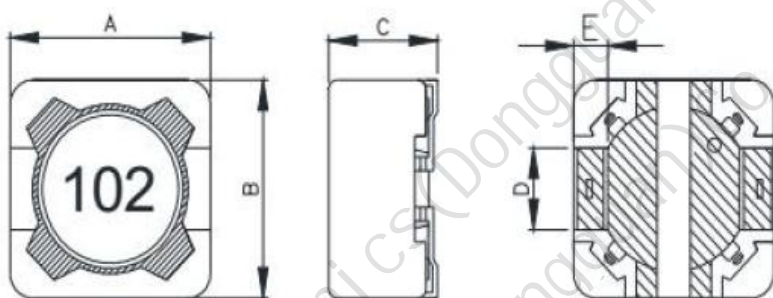
Prepad Zhangli	Checkd Tylee	Approd David-yuan
-------------------	-----------------	----------------------

Customer:

made : 方成电子 (东莞) 有限公司

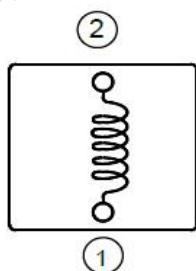
Part Number: FCRH7045-102M-L-S

Page: 4 ----- 8

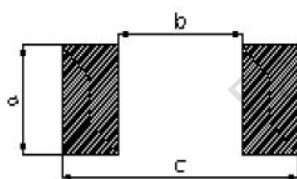


尺寸	A	B	C	D	E
单位 (mm)	7.5±0.3	7.5±0.3	4.5 max	2.7±0.2	1.0±0.2

## 2. Schematic :



## 3. Reference LandPattern (mm)



推荐安装焊盘 (mm)

a	2.11 mm REF
b	5.0 mm REF
c	7.29 mm REF

## 4. Electrical Characteristics :

Prepad Zhangli	Checd Tylee	Approd David-yuan
-------------------	----------------	----------------------

Customer: Part Number: FCRH7045-102M-L-S  
 made : 方成电子 (东莞) 有限公司 Page: 5 ----- 8

Part No.	Inductance (mH)	D.C.R. ( $\Omega$ )	Saturation current (mA)	Temperature rise current (mA)
FCRH7045-102M-L-S	$\pm 20\%$	MAX	MAX	MAX
	1.0	4.5 $\Omega$	300	300

- (1).Rated Current: Base on temp.rise &  $\Delta L/L0A \leq 30\%$  Max and  $\Delta T = 40^{\circ}C$  Typ
- (2).Operating Temperature:  $-40^{\circ}C$  up to  $+125^{\circ}C$
- (3).Storage Temperature:  $-20^{\circ}C$  up to  $+40^{\circ}C$ , 75% RH max.
- (4)All data is tested based on 25ambient temperature.
- (5)Operatingtemperature-40+125(Including coil's temperature rise)

Special remindCircuit design, component placement, PCB size andthickness,cooling systemand etc. allwillaffectthe producttemperature.Please verify the product temperature in the final application.

## 6. Reliability and test condition:

Test item	test condition	Remark
Prepad Zhangli	Checd Tylee	Approd David-yuan

Test item	test condition	Remark
Cold Operating Test	GB2423.1 Ad	
Heat Operating Test	GB2423.2 Bd	
Cold Storage Test	GB2423.1 Ab	
Heat Storage Test	GB2423.2 Bb	
Steady Damp Heat Test	GB2423.3 Cb	
Circular Damp Heat Test	GB2423.4 Db	
Temperature Cycling Test	GB2423.22 Nb	
Temperature Shock Test	GB2423.22 Na	
Vibration Test	GB2423.10~15 Fc, Fdb	
Mechanical Shock Test (Bump)	GB2423.5 Eb	
Free Fall Test	GB2423.8 Ed	
Solderability	GJB360A-96	
High Temperature Step Stress Test	Enhancement Test Specifications	
Low Temperature Step Stress Test		
High-speed Thermal Cycling		
Limit Vibration		
Composite Stress		
Highly-Accelerated Temperature and Humidity Stress Test (HAST) (		

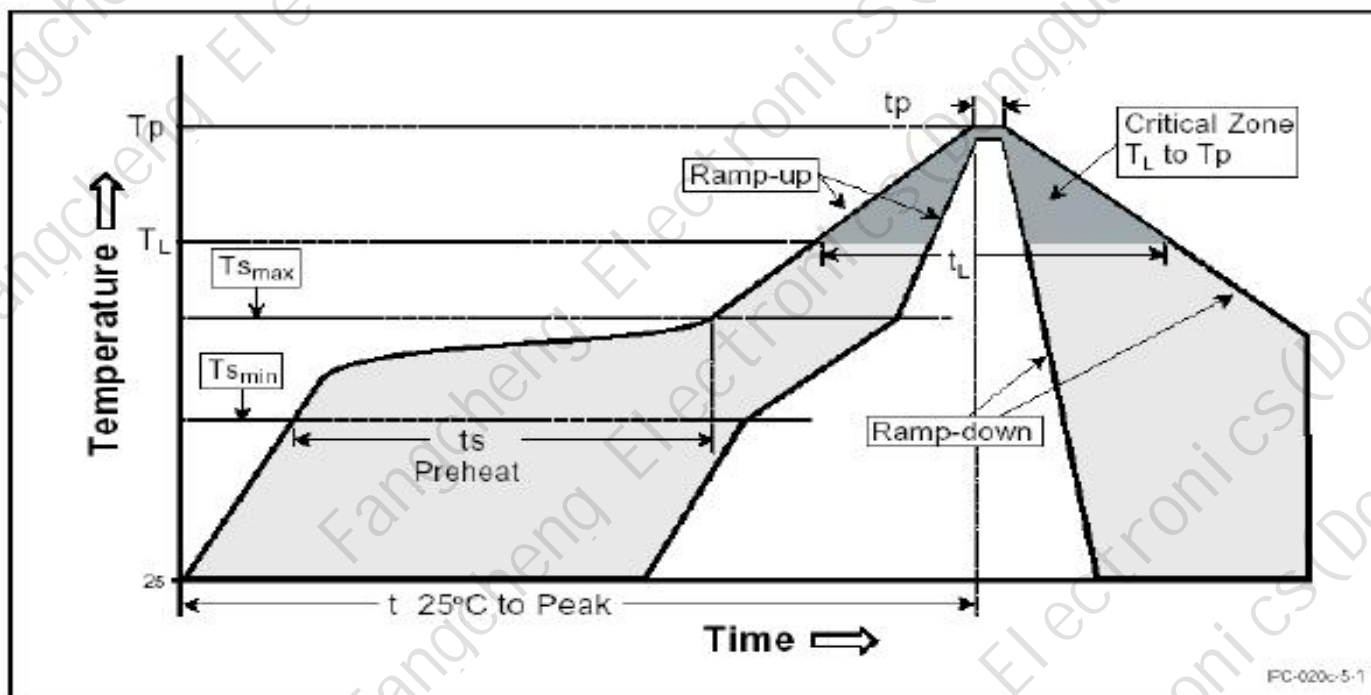
**7. Soldering Specification:**

Prepad Zhangli	Checkd Tylee	Approd David-yuan
-------------------	-----------------	----------------------

## 7. 1 Reflow Profile for SMT Components.

Profile Feature	Sn-Pb Eutectic Assembly	Pb-Free Assembly
Average Ramp-Up Rate ( $T_{S_{max}}$ to $T_p$ )	3 °C/second max.	3° C/second max.
<b>Preheat</b> - Temperature Min ( $T_{S_{min}}$ ) - Temperature Max ( $T_{S_{max}}$ ) - Time ( $t_{S_{min}}$ to $t_{S_{max}}$ )	100 °C 150 °C 60-120 seconds	150 °C 200 °C 60-180 seconds
Time maintained above: - Temperature ( $T_L$ ) - Time ( $t_L$ )	183 °C 60-150 seconds	217 °C 60-150 seconds
Peak/Classification Temperature ( $T_p$ )	See Table 4.1	See Table 4.2
Time within 5 °C of actual Peak Temperature ( $t_p$ )	10-30 seconds	20-40 seconds
Ramp-Down Rate	6 °C/second max.	6 °C/second max.
Time 25 °C to Peak Temperature	6 minutes max.	8 minutes max.

Note 1: All temperatures refer to topside of the package, measured on the package body surface.

7. 2 Classification of Peak Package Body Temperature (T<sub>P</sub>)

Package Thickness	Volume mm <sup>3</sup> <350	Volume mm <sup>3</sup> 350 - 2000	Volume mm <sup>3</sup> >2000
<1.6 mm	260 +0 °C *	260 +0 °C *	260 +0 °C *
1.6 mm - 2.5 mm	260 +0 °C *	250 +0 °C *	245 +0 °C *
≥2.5 mm	250 +0 °C *	245 +0 °C *	245 +0 °C *

\* Tolerance: The device manufacturer/supplier shall assure process compatibility up to and including the stated classification temperature (this means Peak reflow temperature +0 °C. For example 260 °C+0°C) at the rated MSL level.

## 8. Reel Dimensions (mm)

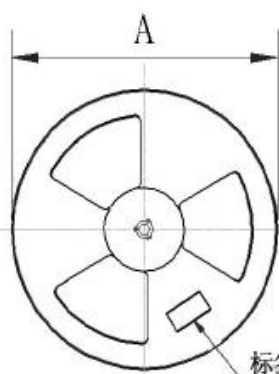
Prepad Zhangli	Checkd Tylee	Approd David-yuan
-------------------	-----------------	----------------------

Customer:

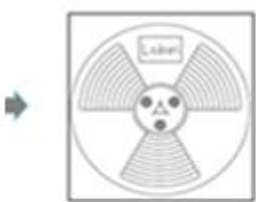
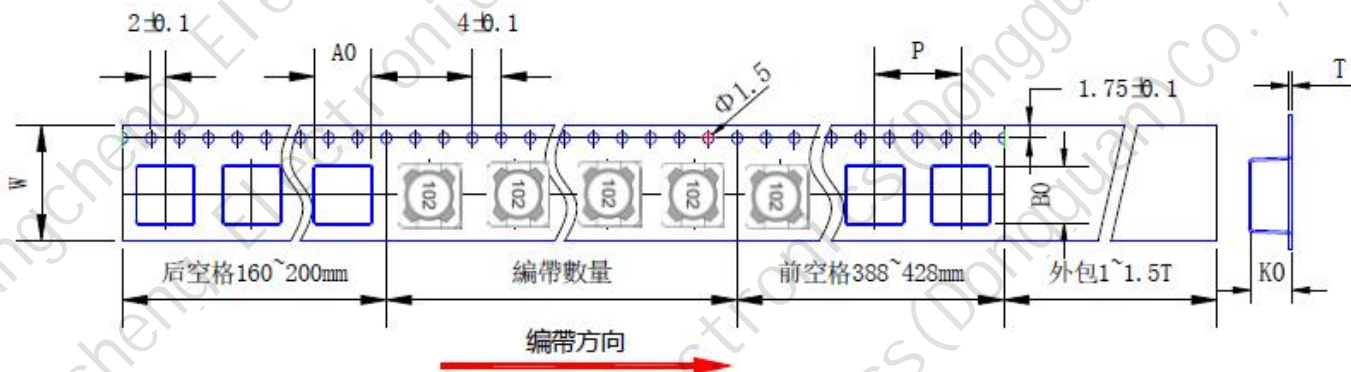
made : 方成电子 (东莞) 有限公司

Part Number: FCRH7045-102M-L-S

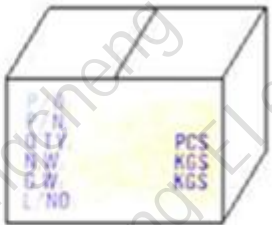
Page: 8 ----- 8



包装盘尺寸 (mm)		
A	B	C
330	16.5	100



1000 PCS



9000 PCS

II, AQL=0.4; L0A, L30DC, S-4, AQL=0.15.  
 The inspection must be performed per GB/T2828.1-2003, with its examination level: Appearance and dimensions, II, AQL=0.4; L0A and L30DC, S-4, AQL: 0.15;

Prepad Zhangli	Checd Tylee	Approd David-yuan
-------------------	----------------	----------------------



## X-ON Electronics

Largest Supplier of Electrical and Electronic Components

*Click to view similar products for [Fixed Inductors](#) category:*

*Click to view products by [FANGCHENG](#) manufacturer:*

Other Similar products are found below :

[CR32NP-100KC](#) [70F224AI](#) [MHQ1005P10NJ](#) [MHQ1005P1N0S](#) [MHQ1005P2N4S](#) [MHQ1005P3N6S](#) [MHQ1005P5N1S](#) [MHQ1005P8N2J](#)  
[PE-53601NL](#) [PE-53602NL](#) [PG0936.113NLT](#) [9220-20](#) [9310-16](#) [PM06-2N7](#) [PM06-39NJ](#) [A01TK](#) [1206CS-471XJ](#) [HC2-R47-R](#) [HC8-1R2-R](#)  
[HCF1305-3R3-R](#) [1206CS-151XG](#) [RCH664NP-4R7M](#) [RCP1317NP-391L](#) [DH2280-4R7M](#) [DS1608C-106](#) [B10TJ](#) [B82498B3101J000](#) [ELJ-](#)  
[RE27NJF2](#) [1812CS-153XJ](#) [1812CS-183XJ](#) [1812CS-223XJ](#) [1812LS-104XJ](#) [1812LS-105XJ](#) [1812LS-124XJ](#) [1812LS-154XJ](#) [1812LS-223XJ](#)  
[1812LS-224XJ](#) [1812LS-563XJ](#) [1812LS-683XJ](#) [1812LS-824XJ](#) [NIN-FB101JTR110F](#) [NIN-FB471JTR62F](#) [NIN-FC1R5JTR220F](#) [NIN-](#)  
[HCR15JTRF](#) [NIN-HCR33JTRF](#) [NIN-HDR22JTRF](#) [NIN-HDR82JTRF](#) [NIN-HK2N7STRF](#) [NIN-PA150KTR370F](#) [NIN-PB100KTR550F](#)