


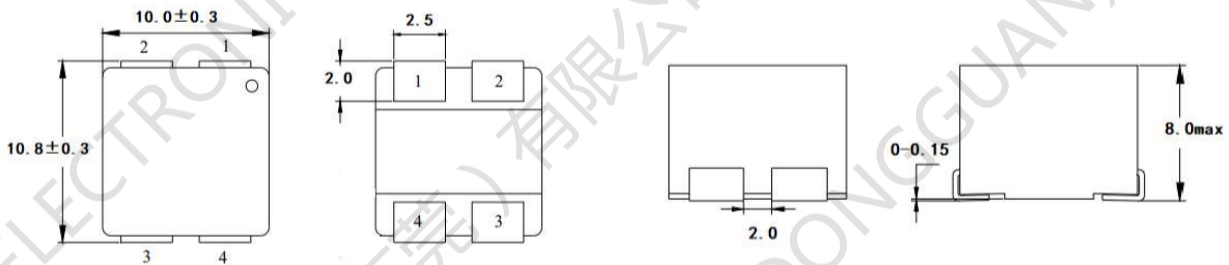
Coupled common-mode inductor 耦合共模电感

FC-SLF1008 –Series

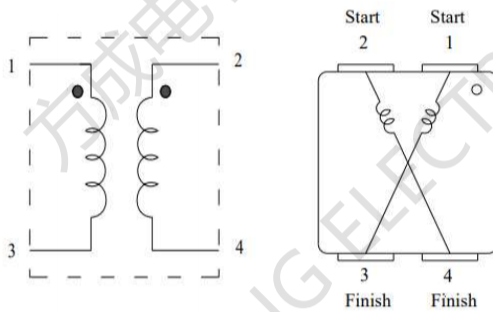
- 1.High performance (Isat) realized by metal dust core
- 2.Low loss realized with low DCR
3. Compliance with RoHS and Halogen Free
- 4.Ambient temperature -40°C to $+85^{\circ}\text{C}$
- 5.Storage temperature Component: -40°C to $+125^{\circ}\text{C}$



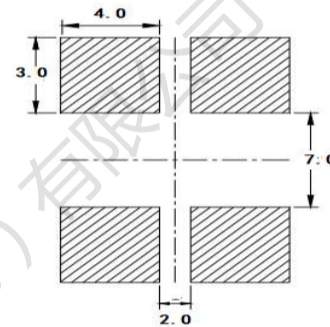
1. Dimensions:mm



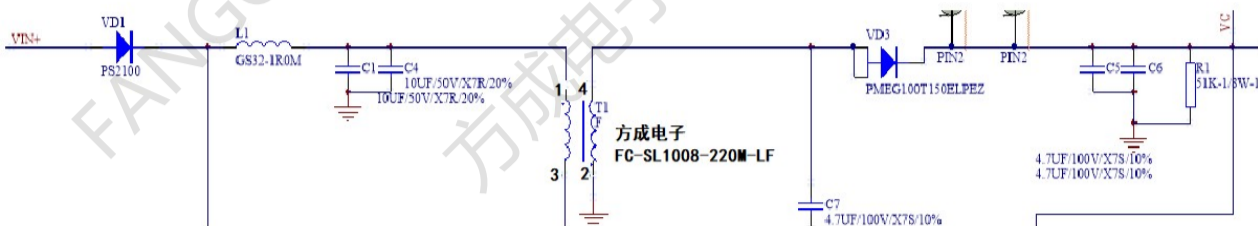
2.Schematic:



3.LAYOUT RECOMMENDATION:(mm)



4.Application Fig:



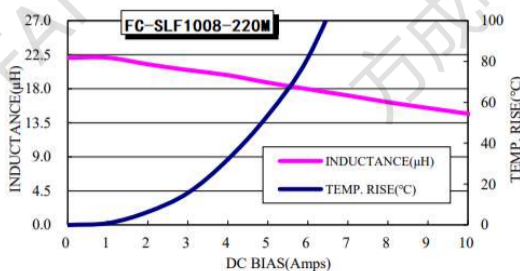
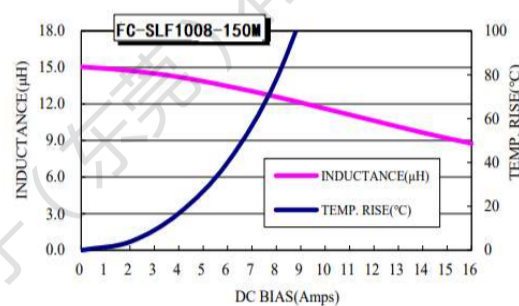
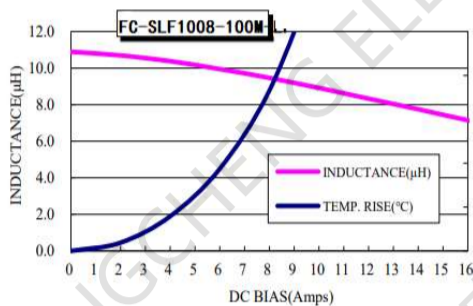
Coupled common-mode inductor 耦合共模电感

5. ELECTRIC CHARACTERICS

Part Number	L0 Inductance (μH) @ (0A)	DCR ($\text{m}\Omega$)		Heat Rating Current DC Amps. I _{rms} (A)		Saturation Current DC Amps. I _{sat} (A)	
		Typical	Max. _____	Typical	Max.	Typical	Max.
FC-SLF1008-100M-LF	10.0	39.0	45.0	5.3	4.3	11.0	10.0
FC-SLF1008-150M-LF	15.0	46.0	50.0	4.5	3.6	9.0	8.0
FC-SLF1008-220M-LF	22.0	68.0	75.0	3.5	3.0	7.0	6.5
FC-SLF1008-330M-LF	33.0	89.0	100.0	3.0	2.4	5.0	4.5

- Note
- 1.: All test data is referenced to 25°C ambient. Note
 - 2.: Test Condition: 100KHz, 1.0Vrms Note
 - 3.: IRMS : DC current (A) that will cause an approximate ΔT of 40°C
 - 4.: I_{sat} : DC current (A) that will cause L0 to drop approximately 30%
 - 5.: K : Coefficient of coupling Note
 - 6.: Operating Temperature Range -55°C to +165°C Note
 - 7.: The part temperature (ambient + temp rise) should not exceed 165°C under the worst case operating conditions. Circuit design, component placement, PCB trace size and thickness, airflow and other cooling provision all affect the part temperature. Part temperature should be verified in the end application

6. Current Characteristic



X-ON Electronics

Largest Supplier of Electrical and Electronic Components

Click to view similar products for [Common Mode Chokes / Filters](#) category:

Click to view products by [FANGCHENG](#) manufacturer:

Other Similar products are found below :

[PE-64683](#) [RD5122-6-9M6](#) [RD6137-6-7M5](#) [RD8147-16-3M0](#) [ST6118T-R](#) [FE3X025-10-7NL](#) [RD7147-25-0M7](#) [TCM0806G-350-2P-T](#)
[TCM0806G-650-2P-T](#) [IND-0110](#) [UAL21VR0802000](#) [UALSC023000000](#) [UALSC1020JH000](#) [UALSU10VD20010](#) [UALSU9VD070100](#) [36-00037](#) [UALW21HS072450](#) [UALSU9H0208000](#) [UAL24VK06450CH](#) [PLT10HH501100PNB](#) [PLT10HH401100PNB](#) [PLT10HH1026R0PNB](#)
[36-00029-01](#) [PE-67531](#) [TLH10UB](#) [113 0R5](#) [2752045447](#) [7351V](#) [CMF16-153131](#) [RD7147-6-6M0](#) [T8116NLT](#) [FE2X10-4-2NL](#) [36-00029-07](#)
[T8003NLT](#) [CTX01-13663](#) [CTX66-19521-R](#) [RC212-0.5-10M](#) [RC112-0.4-15M](#) [RC212-0.6-6M8](#) [RC212-0.4-15M](#) [RC112-0.3-30M](#)
[WTCF2012Z0M751PB](#) [PH9408.814NLT](#) [PAC6006.364NLT](#) [PAC6006.444NLT](#) [PAC6006.204NLT](#) [PH9407.204NLT](#) [PAC6006.264NLT](#)
[PH9408.105NLT](#) [PH9408.494NLT](#) [PAC6006.104NLT](#)