


Current Compensated Ring Core Double Chokes LCM7060-LCM1513-Series

Features:

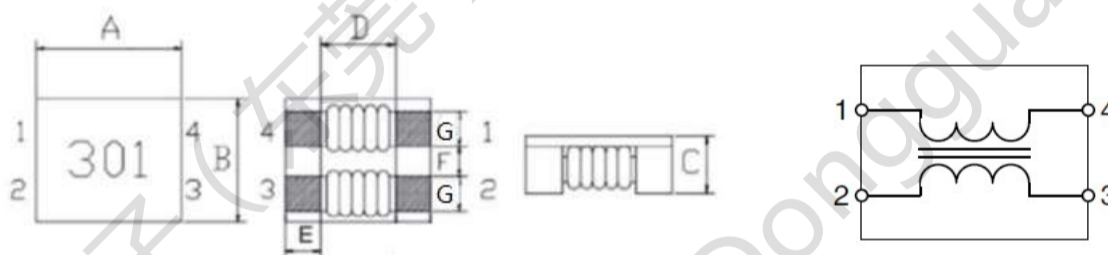
- 1、 LCMrealizes big size and Hight current
- 2、 High Impedance and Excellent Frequency Characteristic.
- 3、 Self Electromagnetic Shielding.
- 4、 Low Magnetic Flux Leakage

Applications:

Used for power line noise suppression for any electronic devices.
Used to counter adapter/battery line noise for relatively large electronic devices such as notebook PCs, stand-alone word processors,etc.



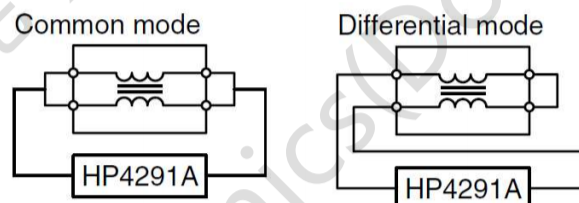
1.SHAPES AND DIMENSIONS Unit:mm



PartNumber	A	B	C	D Typ	E(ref)	F(ref)	G(ref)
LCM7060	7.0±0.5	6.0±0.5	3.5±0.3	3.5	1.5	1.5	1.75
LCM9070	9.5±0.5	7.0±0.5	5.0±0.3	5.5	1.75	2.0	1.75
LCM1211	12.5±0.5	10.8±0.5	6.5MAX	7.0	2.7	2.7	2.50
LCM1513	15.5±0.5	13.0±0.5	6.8/MAX	9.0	3.0	3.0	3.3

2.MEASURING CIRCUITS

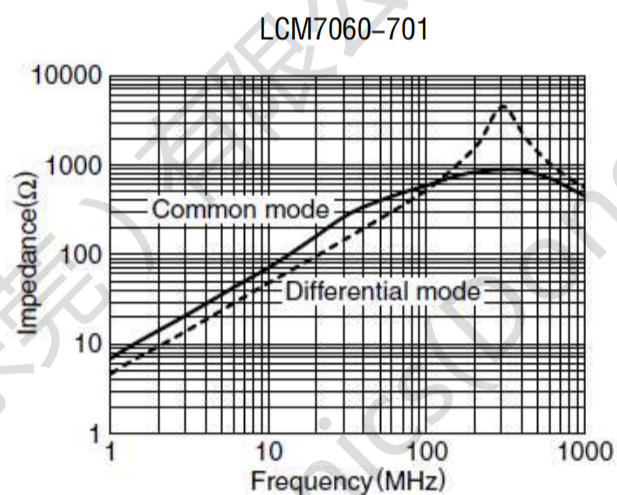
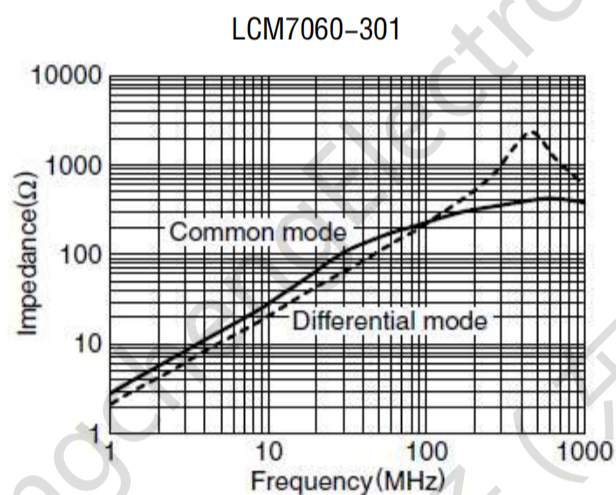
- A chip-type common mode filter for large current applications. Common mode impedance surpasses 300 to 1000 Ω at 100MHz. Noise is greatly suppressed.
- Capable of handling the highest current (up to 10A) of any chiptype common mode filter.
- Height and size have been considered, resulting in a compact and light-weight choke coil. Applicable for the miniaturization required to reduce the size and weight of portable equipment.
- The products contain no lead and also support lead-freesoldering.
- This product does not contain regulated substances that are slated to be included in RoHS.



3.ELECTRICAL CHARACTERISTICS

PART Number	Z(Ω) at 100 MHz		RDC(m Ω) max	Rated Curren (A)Max	IR (M Ω)Min	Rated Voltage Vdc(V)
	Min	TYP				
LCM7060-101	100	140	10	9	10	80-125
LCM7060-301	225	300	10	5	10	
LCM7060-501	275	350	10	5	10	
LCM7060-601	500	700	15	4	10	
LCM7060-701	500	700	15	4	10	
LCM7060-102	800	1020	17	3	10	
LCM7060-132	910	1300	21	2.5	10	
LCM7060-222	1700	2000	60	1.2	10	
LCM7060-272	2000	2700	65	1.0	10	
LCM7060-302	2200	3500	80	0.8	10	

4. IMPEDANCE vs. FREQUENCY CHARACTERISTICS

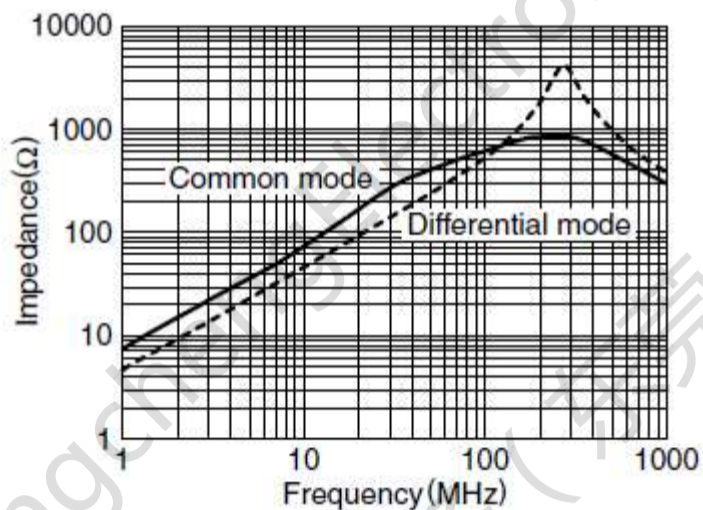


5. ELECTRICAL CHARACTERISTICS

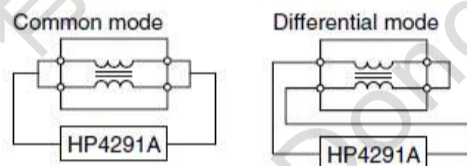
PART Number	Z(Ω) at 100 MHz		RDC(m Ω) Max	Rated Current (A)Max	IR (M Ω)Min	Rated Voltage Vdc(V)
	Min	TYP				
LCM9070-301	225	300	6.0	10.0	10	50-80
LCM9070-501	450	600	8.0	8.0	10	
LCM9070-701	500	700	10.0	6.0	10	
LCM9070-102	750	1000	13.0	5.0	10	
LCM9070-152	1000	1500	15.0	4.5	10	
LCM9070-202	1500	2000	20.0	4.0	10	
LCM9070-222	1700	2200	28.0	4.0	10	
LCM9070-272	2000	2700	40.0	3.5	10	
LCM9070-302	2400	3200	45.0	3.0	10	

6. IMPEDANCE vs. FREQUENCY CHARACTERISTICS

LCM9070-701



MEASURING CIRCUITS



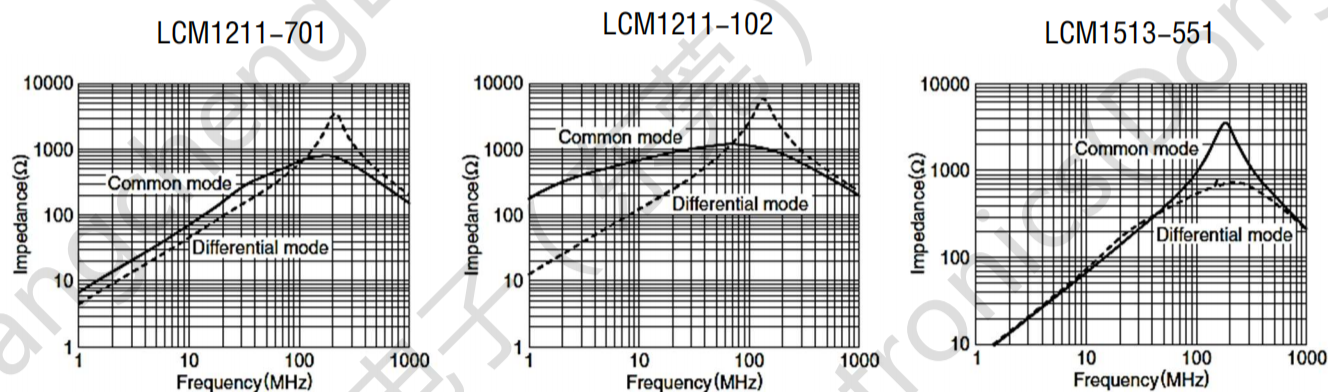
7.ELECTRICAL CHARACTERISTICS

PART Number	Z(Ω) at 100 MHz		RDC(m Ω) Max	Rated Current (A)Max	IR (M Ω)Min	Rated Voltage Vdc(V)
	Min	TYP				
LCM1211-800	80	230	2.0	10.0	10	125
LCM1211-701	500	700	6.0	8.0	10	125
LCM1211-801	600	800	8.0	8.0	10	125
LCM1211-102	750	1000	14.0	6.0	10	125
LCM1211-222	2200	2500	35.0	1.8	10	125
LCM1211-272	2300	2700	50.0	1.5	10	125

8.ELECTRICAL CHARACTERISTICS

PART Number	Z(Ω) at 100 MHz		RDC(m Ω) Max	Rated Current (A)Max	IR (M Ω)Min	Rated Voltage Vdc(V)
	Min	TYP				
LCM1513-301	250	300	5.0	13	10	80
LCM1513-551	450	550	6.0	10	10	80
LCM1513-701	500	700	7.0	10	10	80
LCM1513-102	800	1000	8.5	10	10	80
LCM1513-152	1100	1500	9.0	8.0	10	80

9.IMPEDANCE vs. FREQUENCY CHARACTERISTICS



X-ON Electronics

Largest Supplier of Electrical and Electronic Components

Click to view similar products for [Common Mode Chokes / Filters](#) category:

Click to view products by [FANGCHENG](#) manufacturer:

Other Similar products are found below :

[PE-64683](#) [RD5122-6-9M6](#) [RD6137-6-7M5](#) [RD8147-16-3M0](#) [ST6118T-R](#) [FE3X025-10-7NL](#) [RD7147-25-0M7](#) [TCM0806G-350-2P-T](#)
[TCM0806G-650-2P-T](#) [IND-0110](#) [UAL21VR0802000](#) [UALSC023000000](#) [UALSC1020JH000](#) [UALSU10VD20010](#) [UALSU9VD070100](#) [36-00037](#) [UALW21HS072450](#) [UALSU9H0208000](#) [UAL24VK06450CH](#) [PLT10HH501100PNB](#) [PLT10HH401100PNB](#) [PLT10HH1026R0PNB](#)
[36-00029-01](#) [PE-67531](#) [TLH10UB](#) [113 0R5](#) [2752045447](#) [7351V](#) [CMF16-153131](#) [RD7147-6-6M0](#) [T8116NLT](#) [FE2X10-4-2NL](#) [36-00029-07](#)
[T8003NLT](#) [CTX01-13663](#) [CTX66-19521-R](#) [RC212-0.5-10M](#) [RC112-0.4-15M](#) [RC212-0.6-6M8](#) [RC212-0.4-15M](#) [RC112-0.3-30M](#)
[WTCF2012Z0M751PB](#) [PH9408.814NLT](#) [PAC6006.364NLT](#) [PAC6006.444NLT](#) [PAC6006.204NLT](#) [PH9407.204NLT](#) [PAC6006.264NLT](#)
[PH9408.105NLT](#) [PH9408.494NLT](#) [PAC6006.104NLT](#)