

C14
CBB81 series

高压金属化聚丙烯膜/箔式电容器 High-voltage metallized polypropylene film/foil capacitor

外形图 Outline Drawing

	Forming Lead Shapes			
	I	II	III	IV
	$P \geq F$		$P < F$	
	$0\text{mm} \leq P-F \leq 3\text{mm}$	$3\text{mm} < P-F \leq 8\text{mm}$	$3\text{mm} < F-P \leq 5\text{mm}$	$0\text{mm} < F-P \leq 3\text{mm}$
	$F \pm 0.8\text{mm}; A \leq 5.0\text{mm}; B = 4.5 \pm 0.5\text{mm}$			

特点

- 金属化聚丙烯膜箔式，卷绕结构
- 损耗小，内部温升小
- 负电容量温度系数
- 阻燃环氧粉末包封（UL94/V-0）

Features

- Metallized polypropylene film/foil, wound construction
- Low loss and small inherent temperature rise
- Negative temperature coefficient of capacitance
- Flame retardant epoxy resin powder coating(UL94/V-0)

主要用途

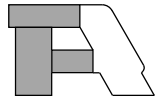
- 大屏幕显示器行逆程电路
- 适用于高脉冲，大电流电路
- 适用于电子镇流器

Typical Applications

- Horizontal resonance circuits of large screen monitor
- Suitable for high pulse and high current loading circuit
- Suitable for electronic ballast

技术要求 Specifications

引用标准 Reference Standard	GB/T 10190 (IEC 60384-16)		
气候类别 Climatic Category	40/105/21		
额定温度 Rated Temperature	85°C		
工作温度 Operating Temperature Range	-40°C~105°C (+85°C to +105°C: decreasing factor 1.25% per °C for U_R)		
额定电压 Rated Voltage	630V, 800V, 1 000V, 1 250V, 1 600V, 2 000V, 2 500V		
电容量范围 Capacitance Range	0.0010μF~0.036μF		
电容量偏差 Capacitance Tolerance	±3%(H), ±5%(J), ±10%(K)		
耐电压 Voltage Proof	1.75 U_R (5s)		
损耗角正切 Dissipation Factor	$\leq 10 \times 10^{-4}$ (20°C, 1kHz) $\leq 20 \times 10^{-4}$ (20°C, 10kHz)		
绝缘电阻 Insulation Resistance	$\geq 100\ 000\ \text{M}\Omega$ (20°C, 100V, 1min)		
最大脉冲爬升速率 Maximum Pulse Rise Time(dV/dt):若实际工作电压 U 比额定电压 U_R 低，电容器可工作在更高的 dV/dt 场合，这样 dV/dt 允许值应为右表值乘以 U_R/U 。 If the working voltage(U) is lower than the rated voltage(U_R),the capacitor can be worked at a higher dV/dt. In this case, the maximum allowed dV/dt is obtain by multiplying the right value with U_R/U .	Pattern II		
	$U_R(V)$	dV/dt(V/μs)	
		P=15.0	
	630/800	11 000	
	1 000/1 250	28 000	
	1 600	32 000	
2 000	35 000		
2 500	40 000		



■ 产品编码说明 Part number system

■ 15 位产品代码如下:

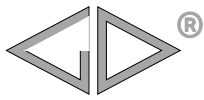
The 15 digits part number is formed as follow:

1	2	3	4	5	6	7	8	9	10	11	12	13	14	15
C	1	4												

第 1~3 位	型号代码	Digit 1 to 3	Series code
	C14= CBB81		C14= CBB81
第 4~5 位	直流额定电压	Digit 4 to 5	D.C. rated voltage
	2J=630V 2K=800V 3A=1 000V		2J=630V 2K=800V 3A=1 000V
	3L=1 200V 3B=1 250V 3C=1 600V		3L=1 200V 3B=1 250V 3C=1 600V
	3D=2 000V 3E=2 500V		3D=2 000V 3E=2 500V
第 6~8 位	标称容量	Digit 6 to 8	Rated capacitance value
	举例: 103=10×10 ³ pF=0.01μF		for example: 103=10×10 ³ pF=0.01μF
第 9 位	容量偏差	Digit 9	Capacitance tolerance
	H=±3%, J=±5%, K=±10%		G=±2%, H=±3%, J=±5%
第 10 位	引线脚距 P	Digit 10	Pitch
	6=15.0mm 8=19.0mm 9=22.5mm		6=15.0mm 8=19.0mm 9=22.5mm
	A=25.0mm B=27.0mm		A=25.0mm B=27.0mm
第 11 位	内部特征码	Digit 11	Internal use
	S=CBB81 II 型		S= CBB81 Pattern II
第 12~15 位	引线加工和包装代码	Digit 12 to 15	Lead form and packaging code

■ Table 1 引线加工和包装代码 lead form and packaging code

第 12 位 Digit 12		第 13 位 Digit 13		第 14 位 Digit 14		第 15 位 Digit 15	
代码 Code	说明 explanation	代码 Code	说明 explanation	代码 Code	说明 explanation	代码 Code	说明 explanation
A	弹带包装 ammo-pack	6	F=15.0mm	1	表示弯脚 kinked	E	P3=25.4mm; H=20.0mm(For pitch=15.0mm) (Detail parameter refer to page 17)
F	引线成型 lead kinked	6	F=15.0mm	0	B=4.5mm (The length Of B)	0	B 的长度偏差 ±0.5mm B Length tolerance ±0.5mm
		7	F=17.5mm				
		8	F=20.0mm				
		9	F=22.5mm				
Y	直脚 straight lead “Y” in the figure above	代码 Code	说明 explanation			0	引线长度偏差 ±0.5mm Length tolerance ±0.5mm
		45	引线长度 4.5mm lead length 4.5mm				
第 12-15 位代码为“C000”表示标准的引线长度(18mm ~ 30mm) Digit12-15 code “C000” means standard lead length (18mm ~ 30mm)							



C14

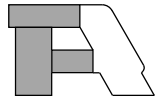
CBB81 series

外形尺寸 Dimensions(mm) Pattern II (Reduced sizes)

630/800Vdc(400Vac) [#]						
C _N (μF)	W max	H max	T max	P	d	Part number
0.0010	18.0	10.1	5.7	15.0	0.8	C142K102-6S****
0.0012	18.0	10.5	6.0	15.0	0.8	C142K122-6S****
0.0015	18.0	11.0	6.5	15.0	0.8	C142K152-6S****
0.0016	18.0	11.6	6.4	15.0	0.8	C142K162-6S****
0.0018	18.0	11.9	6.7	15.0	0.8	C142K182-6S****
0.0020	18.0	12.2	7.0	15.0	0.8	C142K202-6S****
0.0022	18.0	12.5	7.3	15.0	0.8	C142K222-6S****
0.0024	18.0	12.7	7.5	15.0	0.8	C142K242-6S****
0.0027	18.0	13.1	7.9	15.0	0.8	C142K272-6S****
0.0030	18.0	13.5	8.3	15.0	0.8	C142K302-6S****
0.0033	18.0	13.8	8.6	15.0	0.8	C142K332-6S****
0.0036	18.0	11.7	6.5	15.0	0.8	C142K362-6S****
0.0039	18.0	12.0	6.7	15.0	0.8	C142K392-6S****
0.0043	18.0	12.2	7.0	15.0	0.8	C142K432-6S****
0.0047	18.0	12.5	7.3	15.0	0.8	C142K472-6S****
0.0049	18.0	11.9	6.7	15.0	0.8	C142K492-6S****
0.0051	18.0	12.0	6.8	15.0	0.8	C142K512-6S****
0.0053	18.0	12.1	6.9	15.0	0.8	C142K532-6S****
0.0056	18.0	11.5	6.2	15.0	0.8	C142K562-6S****
0.0060	18.0	11.6	6.4	15.0	0.8	C142K602-6S****
0.0062	18.0	11.7	6.5	15.0	0.8	C142K622-6S****
0.0065	18.0	11.8	6.6	15.0	0.8	C142K652-6S****
0.0068	18.0	12.0	6.8	15.0	0.8	C142K682-6S****
0.0072	18.0	12.1	6.9	15.0	0.8	C142K722-6S****
0.0075	18.0	12.2	7.0	15.0	0.8	C142K752-6S****
0.0078	18.0	12.4	7.1	15.0	0.8	C142K782-6S****
0.0082	18.0	12.5	7.3	15.0	0.8	C142K822-6S****
0.0084	18.0	12.6	7.4	15.0	0.8	C142K842-6S****
0.0091	18.0	12.8	7.6	15.0	0.8	C142K912-6S****
0.010	18.0	13.2	8.0	15.0	0.8	C142K103-6S****
0.012	18.0	11.4	6.2	15.0	0.8	C142K123-6S****
0.015	18.0	12.0	6.8	15.0	0.8	C142K153-6S****
0.018	18.0	12.6	7.4	15.0	0.8	C142K183-6S****
0.022	18.0	13.8	8.1	15.0	0.8	C142K223-6S****
0.024	18.0	14.1	8.4	15.0	0.8	C142K243-6S****
0.027	18.0	14.6	8.9	15.0	0.8	C142K273-6S****
0.033	18.0	16.4	9.1	15.0	0.8	C142K333-6S****
0.036	18.0	16.8	9.5	15.0	0.8	C142K363-6S****

1 000 / 1 250Vdc(450Vac) [#]						
C _N (μF)	W max	H max	T max	P	d	Part number
0.0010	18.0	10.1	5.7	15.0	0.8	C143A102-6S****
0.0012	18.0	10.5	6.0	15.0	0.8	C143A122-6S****
0.0015	18.0	11.0	6.5	15.0	0.8	C143A152-6S****
0.0016	18.0	11.6	6.4	15.0	0.8	C143A162-6S****
0.0018	18.0	11.9	6.7	15.0	0.8	C143A182-6S****
0.0020	18.0	12.2	7.0	15.0	0.8	C143A202-6S****
0.0022	18.0	12.5	7.3	15.0	0.8	C143A222-6S****
0.0024	18.0	12.7	7.5	15.0	0.8	C143A242-6S****
0.0027	18.0	13.6	7.9	15.0	0.8	C143A272-6S****
0.0030	18.0	14.0	8.3	15.0	0.8	C143A302-6S****
0.0033	18.0	14.3	8.6	15.0	0.8	C143A332-6S****
0.0036	18.0	11.7	6.5	15.0	0.8	C143A362-6S****
0.0039	18.0	12.0	6.7	15.0	0.8	C143A392-6S****
0.0043	18.0	12.2	7.0	15.0	0.8	C143A432-6S****
0.0047	18.0	12.5	7.3	15.0	0.8	C143A472-6S****
0.0049	18.0	12.6	7.4	15.0	0.8	C143A492-6S****
0.0051	18.0	12.8	7.5	15.0	0.8	C143A512-6S****
0.0053	18.0	12.9	7.7	15.0	0.8	C143A532-6S****
0.0056	18.0	12.1	6.9	15.0	0.8	C143A562-6S****
0.0060	18.0	12.3	7.1	15.0	0.8	C143A602-6S****
0.0062	18.0	12.4	7.2	15.0	0.8	C143A622-6S****
0.0065	18.0	12.6	7.4	15.0	0.8	C143A652-6S****
0.0068	18.0	12.7	7.5	15.0	0.8	C143A682-6S****
0.0072	18.0	12.9	7.7	15.0	0.8	C143A722-6S****
0.0075	18.0	13.5	7.8	15.0	0.8	C143A752-6S****
0.0078	18.0	13.7	8.0	15.0	0.8	C143A782-6S****
0.0082	18.0	13.9	8.1	15.0	0.8	C143A822-6S****
0.0084	18.0	13.9	8.2	15.0	0.8	C143A842-6S****
0.0091	18.0	14.2	9.0	15.0	0.8	C143A912-6S****
0.010	18.0	14.6	9.4	15.0	0.8	C143A103-6S****
0.012	18.0	15.4	10.2	15.0	0.8	C143A123-6S****
0.015	18.0	14.9	9.7	15.0	0.8	C143A153-6S****
0.018	18.0	15.7	10.5	15.0	0.8	C143A183-6S****
0.022	18.0	16.7	11.5	15.0	0.8	C143A223-6S****

- 备注 Note: 1. “-”表示容量偏差。 “-”=capacitance tolerance code. M=±20%, K=±10%, J=±5%。
 2. “****”表示引线加工和包装代码(见表1)。“****”=lead form and packing code(refer to table 1).
 3. “#”当额定电压为 630Vdc 时,第 4~5 位是 2J。“#”when the rated voltage is 630Vdc, the digit 4~5 is 2J.
 “#”当额定电压为 1 250Vdc 时,第 4~5 位是 3B。“#”when the rated voltage is 1 250Vdc, the digit 4~5 is 3B.



■ 外形尺寸 Dimensions(mm)
Pattern II (Reduced sizes)

1 600Vdc(450Vac)						
C _N (μF)	W max	H max	T max	P	d	Part number
0.0010	18.0	10.4	6.0	15.0	0.8	C143C102-6S****
0.0012	18.0	10.8	6.4	15.0	0.8	C143C122-6S****
0.0015	18.0	11.3	6.9	15.0	0.8	C143C152-6S****
0.0016	18.0	12.0	6.8	15.0	0.8	C143C162-6S****
0.0018	18.0	12.3	7.1	15.0	0.8	C143C182-6S****
0.0020	18.0	12.7	7.4	15.0	0.8	C143C202-6S****
0.0022	18.0	12.9	7.7	15.0	0.8	C143C222-6S****
0.0024	18.0	13.7	8.0	15.0	0.8	C143C242-6S****
0.0027	18.0	11.4	6.2	15.0	0.8	C143C272-6S****
0.0030	18.0	11.7	6.5	15.0	0.8	C143C302-6S****
0.0033	18.0	11.9	6.7	15.0	0.8	C143C332-6S****
0.0036	18.0	11.4	6.2	15.0	0.8	C143C362-6S****
0.0039	18.0	11.6	6.4	15.0	0.8	C143C392-6S****
0.0043	18.0	11.8	6.6	15.0	0.8	C143C432-6S****
0.0047	18.0	12.1	6.9	15.0	0.8	C143C472-6S****
0.0049	18.0	12.2	7.0	15.0	0.8	C143C492-6S****
0.0051	18.0	12.3	7.1	15.0	0.8	C143C512-6S****
0.0053	18.0	12.4	7.2	15.0	0.8	C143C532-6S****
0.0056	18.0	12.6	7.4	15.0	0.8	C143C562-6S****
0.0060	18.0	12.8	7.6	15.0	0.8	C143C602-6S****
0.0062	18.0	12.9	7.7	15.0	0.8	C143C622-6S****
0.0065	18.0	13.6	7.9	15.0	0.8	C143C652-6S****
0.0068	18.0	13.7	8.0	15.0	0.8	C143C682-6S****
0.0072	18.0	13.9	8.2	15.0	0.8	C143C722-6S****
0.0075	18.0	14.1	8.4	15.0	0.8	C143C752-6S****
0.0078	18.0	14.2	9.0	15.0	0.8	C143C782-6S****
0.0082	18.0	14.4	9.2	15.0	0.8	C143C822-6S****
0.0084	18.0	14.5	9.3	15.0	0.8	C143C842-6S****
0.0091	18.0	14.9	9.6	15.0	0.8	C143C912-6S****
0.010	18.0	15.3	10.0	15.0	0.8	C143C103-6S****
0.012	18.0	16.1	10.9	15.0	0.8	C143C123-6S****

2 000Vdc(500Vac)						
C _N (μF)	W max	H max	T max	P	d	Part number
0.0010	18.0	10.4	6.0	15.0	0.8	C143D102-6S****
0.0012	18.0	10.8	6.4	15.0	0.8	C143D122-6S****
0.0015	18.0	11.3	6.9	15.0	0.8	C143D152-6S****
0.0016	18.0	12.0	6.8	15.0	0.8	C143D162-6S****
0.0018	18.0	12.3	7.1	15.0	0.8	C143D182-6S****
0.0020	18.0	12.7	7.4	15.0	0.8	C143D202-6S****
0.0022	18.0	12.9	7.7	15.0	0.8	C143D222-6S****
0.0024	18.0	11.8	6.6	15.0	0.8	C143D242-6S****
0.0027	18.0	12.1	6.9	15.0	0.8	C143D272-6S****
0.0030	18.0	12.4	7.2	15.0	0.8	C143D302-6S****
0.0033	18.0	12.7	7.5	15.0	0.8	C143D332-6S****
0.0036	18.0	12.2	7.0	15.0	0.8	C143D362-6S****
0.0039	18.0	12.4	7.2	15.0	0.8	C143D392-6S****
0.0043	18.0	12.7	7.5	15.0	0.8	C143D432-6S****
0.0047	18.0	13.5	7.8	15.0	0.8	C143D472-6S****
0.0049	18.0	13.7	8.0	15.0	0.8	C143D492-6S****
0.0051	18.0	13.8	8.1	15.0	0.8	C143D512-6S****
0.0053	18.0	13.9	8.2	15.0	0.8	C143D532-6S****
0.0056	18.0	14.2	8.4	15.0	0.8	C143D562-6S****
0.0060	18.0	14.4	9.2	15.0	0.8	C143D602-6S****
0.0062	18.0	14.5	9.3	15.0	0.8	C143D622-6S****
0.0065	18.0	14.7	9.5	15.0	0.8	C143D652-6S****
0.0068	18.0	14.9	9.7	15.0	0.8	C143D682-6S****
0.0072	18.0	15.2	9.9	15.0	0.8	C143D722-6S****
0.0075	18.0	15.3	10.1	15.0	0.8	C143D752-6S****
0.0078	18.0	15.5	10.3	15.0	0.8	C143D782-6S****
0.0082	18.0	15.7	10.5	15.0	0.8	C143D822-6S****
0.0084	18.0	15.8	10.6	15.0	0.8	C143D842-6S****
0.0091	18.0	16.2	11.0	15.0	0.8	C143D912-6S****
0.010	18.0	16.7	11.5	15.0	0.8	C143D103-6S****

2 500Vdc(500Vac)						
C _N (μF)	W max	H max	T max	P	d	Part number
0.0010	18.0	10.4	6.0	15.0	0.8	C143E102-6S****
0.0012	18.0	10.8	6.4	15.0	0.8	C143E122-6S****
0.0015	18.0	11.3	6.9	15.0	0.8	C143E152-6S****
0.0016	18.0	12.0	6.8	15.0	0.8	C143E162-6S****
0.0018	18.0	12.3	7.1	15.0	0.8	C143E182-6S****
0.0020	18.0	12.7	7.4	15.0	0.8	C143E202-6S****
0.0022	18.0	12.9	7.7	15.0	0.8	C143E222-6S****
0.0024	18.0	11.8	6.6	15.0	0.8	C143E242-6S****
0.0027	18.0	12.1	6.9	15.0	0.8	C143E272-6S****
0.0030	18.0	12.4	7.2	15.0	0.8	C143E302-6S****
0.0033	18.0	12.7	7.5	15.0	0.8	C143E332-6S****
0.0036	18.0	13.5	7.8	15.0	0.8	C143E362-6S****
0.0039	18.0	13.8	8.1	15.0	0.8	C143E392-6S****

2 500Vdc(500Vac)						
C _N (μF)	W max	H max	T max	P	d	Part number
0.0043	18.0	14.1	8.4	15.0	0.8	C143E432-6S****
0.0047	18.0	14.5	9.3	15.0	0.8	C143E472-6S****
0.0049	18.0	14.6	9.4	15.0	0.8	C143E492-6S****
0.0051	18.0	14.8	9.6	15.0	0.8	C143E512-6S****
0.0053	18.0	15.0	9.7	15.0	0.8	C143E532-6S****
0.0056	18.0	15.2	10.0	15.0	0.8	C143E562-6S****
0.0060	18.0	15.5	10.3	15.0	0.8	C143E602-6S****
0.0062	18.0	15.6	10.4	15.0	0.8	C143E622-6S****
0.0065	18.0	15.9	10.6	15.0	0.8	C143E652-6S****
0.0068	18.0	16.1	10.9	15.0	0.8	C143E682-6S****
0.0072	18.0	16.3	11.1	15.0	0.8	C143E722-6S****
0.0075	18.0	16.5	11.3	15.0	0.8	C143E752-6S****
0.0078	18.0	16.7	11.5	15.0	0.8	C143E782-6S****

备注 Note: 1. “-”表示容量偏差。 “-”=capacitance tolerance code. M=±20%, K=±10%, J=±5%。
2. “****”表示引线加工和包装代码(见表1)。“****”=lead form and packing code(refer to table 1).

X-ON Electronics

Largest Supplier of Electrical and Electronic Components

Click to view similar products for [Film Capacitors](#) category:

Click to view products by [FARATRONIC](#) manufacturer:

Other Similar products are found below :

[703-6G](#) [82EC1100DQ50K](#) [MMWAF150KME](#) [PCY2130F30153](#) [QXJ2E474KTPT](#) [QXL2B333KTPT](#) [QXM2G104K](#) [DPM16S56K-1F](#)
[EEC2G505HQA406](#) [B32234-.033@250V-K](#) [B32520C6332K000](#) [B32522C6104K000](#) [B32523Q3155J](#) [B32676E6755K](#) [B81133-C1104-M3](#)
[MTC355L1](#) [217-0716-001](#) [PA225L30](#) [CB182K0184J--](#) [KP1830-247/061-G](#) [274ACF4400WA0J](#) [SCD105K122A3-22](#) [SCD205K122A3-24](#)
[A521HP102M400C](#) [F601BL225K063CL60A](#) [PCX2339F65224](#) [PCX2339F65334](#) [2222 368 55105](#) [2222 370 21683](#) [QXL2E473KTPT](#)
[445450-1](#) [B32524Q6155J](#) [46KI3100JBM1K](#) [MKP 1839-215-633](#) [MKP 1840-447-165](#) [MKP383510063JKP2T0](#) [WMC08P22](#)
[46KN410000N1K](#) [46KR368050M1M](#) [ECQ-W4223KZ](#) [EEC2G805HQA415](#) [PA103L30](#) [82DC3100DQ50J](#) [82DC4100AA60K](#)
[82EC2150DQ50K](#) [WMF1D68](#) [PHE841ED6150MR17T0](#) [VEA105K50](#) [82EC2220DQ50J](#) [F850AG102M300C](#)