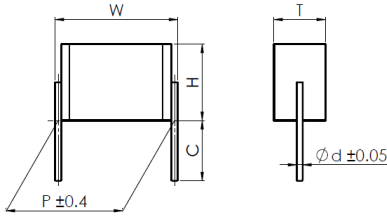


Uncoated Metallized Polyester Film Capacitor(Stacked version, uncoated)

■ Outline Drawing



■ Features

- metallized polyester film, stacked construction, Uncoated
- High impulse and pulse strength

■ Typical Applications

- DC impulse and pulse circuits
- SMPS, converter, Electronic ballasts, compact fluorescent lamps

■ Specifications

Reference Standard	GB/T 7332(IEC 60384-2)				
Climatic Category	55/125/56				
Rated Temperature	85 °C				
Operating Temperature Range	-55 °C~125 °C (+85 °C to +125 °C: decreasing factor 1.25% per °C for U _R)				
Rated Voltage	63V, 100V, 250V, 400V, 630V, 1 000V				
Capacitance Range	0.0010μF~10.0μF				
Capacitance Tolerance	±5%(J), ±10%(K), ±20%(M)				
Voltage Proof	1.40U _R (2s)				
Dissipation Factor	Frequency	C _N ≤ 0.1μF	C _N > 0.1μF		
	1kHz	≤1.0%	≤1.0%		
	10kHz	≤1.5%	-		
	100kHz	≤3.0%	-		
Insulation Resistance	U _R ≤ 100V	≥3750MΩ, C _N ≤ 0.33μF ≥1250s, C _N > 0.33μF		U _R < 100V, charge voltage is 10V	
	U _R > 100V	≥7500MΩ, C _N ≤ 0.33μF ≥2500s, C _N > 0.33μF		U _R ≥ 100V, charge voltage is 100V (20°C, 1min)	
Maximum Pulse Rise Time(dV/dt) If the working voltage(U) is lower than the rated voltage(U _R),the capacitor can be worked at a higher dV/dt. In this case, the maximum allowed dV/dt is obtain by multiplying the right value with U _R /U.	U _R (V)	dV/dt (V/μs)			
		P=5.0	P=7.5	P=10.0	P=15.0
	63	120	120	--	--
	100	150	150	75	50
	250	250	200	150	100
	400	300	275	175	125
	630	400	320	--	150
1 000	600	400	--	--	
Storage Condition	Temperature: not exceeding 35 °C Humidity: not exceeding 75% RH Storage time: 6 months. If exceed 6 moths, pleas dry for 24 hours at 70±5°C				

■ Part number system

The 15 digits part number is formed as follow:

1	2	3	4	5	6	7	8	9	10	11	12	13	14	15
C	2	5												

Digit 1 to 3 Series code

C25=CL25

Digit 4 to 5 DC rated voltage

1J=63V 2A=100V 2E=250V

2G=400V 2J=630V 3A=1000V

Digit 6 to 8 Rated capacitance value

For example : 103=10×10³pF=0.01uF

Digit 9 Capacitance tolerance

J=±5%,K=±10%,M=±20%

Digit 10 Lead pitch

2=5.0mm 3=7.5mm 4=10.0mm 6=15.0mm

Digit 11 Internal use

Digit 12 to 15 Lead form and packaging code

Table 1 lead dimensions and packaging code

Digit 12		Digit 13		Digit 14		Digit 15	
code	explanation	code	explanation	code	explanation	code	explanation
A	ammo-pack	2	F=5.0mm	0	straight	1	each cap. among two consecutive holes P3=12.7mm,H=18.5mm (For pitch=5.0/7.5mm)
		3	F=7.5mm				
		4	F=10.0mm				
		6	F=15.0mm				
C	straight lead "C" in the figure above	code	explanation	0			Length tolerance ±0.5mm Or standard length
		00	standard lead length (18mm~22mm)				
		45	lead length 4.5mm				

Note: Recommend short lead due to long lead could deform easily.



■ Dimensions (mm)

63Vdc(40Vac)							63Vdc(40Vac)							63Vdc(40Vac)						
C _N (μF)	W max	H max	T max	P	d	Part number	C _N (μF)	W max	H max	T max	P	d	Part number	C _N (μF)	W max	H max	T max	P	d	Part number
0.001	6.5	3.9	2.0	5.0	0.5	C251J102-20****	0.039	6.5	4.7	2.7	5.0	0.5	C251J393-20****	0.22	9.0	4.0	2.4	7.5	0.5	C251J224-30****
0.001	6.5	4.0	2.2	5.0	0.5	C251J122-20****	0.047	6.5	4.0	2.0	5.0	0.5	C251J473-20****	0.27	9.0	4.6	2.5	7.5	0.5	C251J274-30****
0.001	6.5	5.0	2.2	5.0	0.5	C251J152-20****	0.056	6.5	4.1	2.2	5.0	0.5	C251J563-20****	0.33	9.0	5.1	2.7	7.5	0.5	C251J334-30****
0.001	6.5	4.9	2.5	5.0	0.5	C251J182-20****	0.068	6.5	4.1	2.5	5.0	0.5	C251J683-20****	0.39	9.0	5.9	2.7	7.5	0.5	C251J394-30****
0.002	6.5	4.7	2.2	5.0	0.5	C251J222-20****	0.082	6.5	4.4	2.7	5.0	0.5	C251J823-20****	0.47	9.0	5.2	2.7	7.5	0.5	C251J474-30****
0.002	6.5	4.7	2.5	5.0	0.5	C251J272-20****	0.10	6.5	3.8	2.0	5.0	0.5	C251J104-20****	0.56	9.0	6.2	2.7	7.5	0.5	C251J564-30****
0.003	6.5	5.2	2.7	5.0	0.5	C251J332-20****	0.12	6.5	3.9	2.2	5.0	0.5	C251J124-20****	0.68	9.0	5.9	3.2	7.5	0.5	C251J684-30****
0.003	6.5	3.8	2.0	5.0	0.5	C251J392-20****	0.15	6.5	4.8	2.2	5.0	0.5	C251J154-20****	0.82	9.0	5.9	3.7	7.5	0.5	C251J824-30****
0.004	6.5	3.9	2.2	5.0	0.5	C251J472-20****	0.18	6.5	4.9	2.4	5.0	0.5	C251J184-20****	1.0	9.0	6.2	4.2	7.5	0.5	C251J105-30****
0.005	6.5	4.6	2.2	5.0	0.5	C251J562-20****	0.22	6.5	4.2	2.5	5.0	0.5	C251J224-20****	1.2	9.0	6.4	4.8	7.5	0.5	C251J125-30****
0.006	6.5	4.6	2.5	5.0	0.5	C251J682-20****	0.27	6.5	4.6	2.7	5.0	0.5	C251J274-20****	1.5	9.0	7.1	5.4	7.5	0.5	C251J155-30****
0.008	6.5	5.0	2.7	5.0	0.5	C251J822-20****	0.33	6.5	5.1	2.9	5.0	0.5	C251J334-20****	1.8	9.0	7.6	5.7	7.5	0.5	C251J185-30****
0.010	6.5	3.7	2.0	5.0	0.5	C251J103-20****	0.39	6.5	5.2	3.2	5.0	0.5	C251J394-20****	2.2	9.0	8.5	6.3	7.5	0.5	C251J225-30****
0.012	6.5	4.1	2.0	5.0	0.5	C251J123-20****	0.47	6.5	5.2	3.7	5.0	0.5	C251J474-20****	2.7	9.0	9.6	6.7	7.5	0.5	C251J275-30****
0.015	6.5	3.6	2.5	5.0	0.5	C251J153-20****	0.56	6.5	7.4	3.2	5.0	0.5	C251J564-20****	3.3	9.0	11.2	7.3	7.5	0.5	C251J335-30****
0.018	6.5	4.3	2.5	5.0	0.5	C251J183-20****	0.68	6.5	7.5	3.7	5.0	0.5	C251J684-20****	3.9	9.0	11.3	8.3	7.5	0.5	C251J395-30****
0.022	6.5	4.2	2.0	5.0	0.5	C251J232-20****	0.82	6.5	7.7	4.2	5.0	0.5	C251J824-20****	4.7	9.0	11.8	9.3	7.5	0.5	C251J475-30****
0.027	6.5	4.4	2.2	5.0	0.5	C251J273-20****	1.0	6.5	8.4	4.7	5.0	0.5	C251J105-20****	5.6	9.0	13.0	10.2	7.5	0.5	C251J565-30****
0.033	6.5	4.4	2.5	5.0	0.5	C251J333-20****								6.8	9.0	13.5	11.7	7.5	0.5	C251J685-30****

100Vdc(63Vac)							100Vdc(63Vac)							100Vdc(63Vac)						
C _N (μF)	W max	H max	T max	P	d	Part number	C _N (μF)	W max	H max	T max	P	d	Part number	C _N (μF)	W max	H max	T max	P	d	Part number
0.0010	6.5	3.9	2.0	5.0	0.5	C252A102-20****	0.18	6.5	4.9	2.4	5.0	0.5	C252A184-20****	0.33	11.5	4.0	2.5	10.0	0.5	C252A334-40****
0.0012	6.5	4.0	2.2	5.0	0.5	C252A122-20****	0.22	6.5	4.7	2.9	5.0	0.5	C252A224-20****	0.39	11.5	4.7	2.5	10.0	0.5	C252A394-40****
0.0015	6.5	5.0	2.2	5.0	0.5	C252A152-20****	0.27	6.5	5.0	3.2	5.0	0.5	C252A274-20****	0.47	11.5	5.0	2.7	10.0	0.5	C252A474-40****
0.0018	6.5	4.9	2.5	5.0	0.5	C252A182-20****	0.33	6.5	5.1	3.7	5.0	0.5	C252A334-20****	0.56	11.5	4.7	3.2	10.0	0.5	C252A564-40****
0.0022	6.5	4.7	2.2	5.0	0.5	C252A222-20****	0.39	6.5	7.2	3.2	5.0	0.5	C252A394-20****	0.68	11.5	5.7	3.2	10.0	0.5	C252A684-40****
0.0027	6.5	4.7	2.5	5.0	0.5	C252A272-20****	0.47	6.5	7.2	3.7	5.0	0.5	C252A474-20****	0.82	11.5	5.7	3.7	10.0	0.5	C252A824-40****
0.0033	6.5	5.2	2.7	5.0	0.5	C252A332-20****	0.56	6.5	7.3	4.2	5.0	0.5	C252A564-20****	1.0	11.5	5.9	4.2	10.0	0.5	C252A105-40****
0.0039	6.5	3.8	2.0	5.0	0.5	C252A392-20****	0.68	6.5	7.9	4.7	5.0	0.5	C252A684-20****	1.2	11.5	7.1	4.2	10.0	0.5	C252A125-40****
0.0047	6.5	3.9	2.2	5.0	0.5	C252A472-20****	0.82	6.5	8.2	5.3	5.0	0.5	C252A824-20****	1.5	11.5	7.7	4.7	10.0	0.5	C252A155-40****
0.0056	6.5	4.6	2.2	5.0	0.5	C252A562-20****	1.0	6.5	8.5	5.7	5.0	0.5	C252A105-20****	1.8	11.5	8.3	5.2	10.0	0.5	C252A185-40****
0.0068	6.5	4.6	2.5	5.0	0.5	C252A682-20****	0.10	9.0	4.1	2.4	7.5	0.5	C252A104-30****	2.2	11.5	9.1	5.7	10.0	0.5	C252A225-40****
0.0082	6.5	5.0	2.7	5.0	0.5	C252A822-20****	0.12	9.0	4.2	2.7	7.5	0.5	C252A124-30****	1.0	16.5	6.1	3.2	15.0	0.6	C252A105-60****
0.010	6.5	3.7	2.0	5.0	0.5	C252A103-20****	0.15	9.0	5.2	2.7	7.5	0.5	C252A154-30****	1.2	16.5	5.9	3.7	15.0	0.6	C252A125-60****
0.012	6.5	4.1	2.0	5.0	0.5	C252A123-20****	0.18	9.0	3.8	2.2	7.5	0.5	C252A184-30****	1.5	16.5	6.6	4.2	15.0	0.6	C252A155-60****
0.015	6.5	3.6	2.5	5.0	0.5	C252A153-20****	0.22	9.0	4.0	2.4	7.5	0.5	C252A224-30****	1.8	16.5	7.5	4.4	15.0	0.6	C252A185-60****
0.018	6.5	4.3	2.5	5.0	0.5	C252A183-20****	0.27	9.0	4.2	2.7	7.5	0.5	C252A274-30****	2.2	16.5	7.5	5.2	15.0	0.6	C252A225-60****
0.022	6.5	4.2	2.0	5.0	0.5	C252A223-20****	0.33	9.0	5.1	2.7	7.5	0.5	C252A334-30****	2.7	16.5	8.5	5.5	15.0	0.6	C252A275-60****
0.027	6.5	4.4	2.2	5.0	0.5	C252A273-20****	0.39	9.0	5.9	2.7	7.5	0.5	C252A394-30****	3.3	16.5	9.3	6.0	15.0	0.6	C252A335-60****
0.033	6.5	4.4	2.5	5.0	0.5	C252A333-20****	0.47	9.0	5.7	3.2	7.5	0.5	C252A474-30****	3.9	16.5	10.5	6.2	15.0	0.6	C252A395-60****
0.039	6.5	4.7	2.7	5.0	0.5	C252A393-20****	0.56	9.0	5.6	3.7	7.5	0.5	C252A564-30****	4.7	16.5	10.8	7.0	15.0	0.6	C252A475-60****
0.047	6.5	4.0	2.0	5.0	0.5	C252A473-20****	0.68	9.0	5.8	4.2	7.5	0.5	C252A684-30****	5.6	16.5	11.9	7.6	15.0	0.6	C252A565-60****
0.056	6.5	4.1	2.2	5.0	0.5	C252A563-20****	0.82	9.0	7.0	4.2	7.5	0.5	C252A824-30****	6.8	16.5	12.4	8.7	15.0	0.6	C252A685-60****
0.068	6.5	4.1	2.5	5.0	0.5	C252A683-20****	1.0	9.0	7.4	4.7	7.5	0.5	C252A105-30****	8.2	16.5	13.1	9.7	15.0	0.6	C252A825-60****
0.082	6.5	4.4	2.7	5.0	0.5	C252A823-20****	1.2	9.0	7.4	5.5	7.5	0.5	C252A125-30****	10.0	16.5	14.5	10.6	15.0	0.6	C252A106-60****
0.10	6.5	3.8	2.0	5.0	0.5	C252A104-20****	1.5	9.0	8.0	6.3	7.5	0.5	C252A155-30****							
0.12	6.5	3.9	2.2	5.0	0.5	C252A124-20****	1.8	9.0	9.7	6.2	7.5	0.5	C252A185-30****							
0.15	6.5	4.8	2.2	5.0	0.5	C252A154-20****	2.2	9.0	10.3	7.2	7.5	0.5	C252A225-30****							

Note: 1. “-”=capacitance tolerance code, M=±20%,K=±10%,J=±5%
 2. “****”=lead form and packaging code (refer to table 1).



■ Dimensions (mm)

250Vdc(160Vac)							250Vdc(160Vac)							250Vdc(160Vac)						
C _N (μF)	W max	H max	T max	P	d	Part number	C _N (μF)	W max	H max	T max	P	d	Part number	C _N (μF)	W max	H max	T max	P	d	Part number
0.0010	6.5	3.9	2.0	5.0	0.5	C252E102-20****	0.082	6.5	4.7	3.5	5.0	0.5	C252E823-20****	0.15	11.5	6.4	3.2	10.0	0.5	C252E154-40****
0.0012	6.5	4.0	2.2	5.0	0.5	C252E122-20****	0.10	6.5	5.3	3.7	5.0	0.5	C252E104-20****	0.18	11.5	5.2	3.2	10.0	0.5	C252E184-40****
0.0015	6.5	5.0	2.2	5.0	0.5	C252E152-20****	0.12	6.5	6.7	3.5	5.0	0.5	C252E124-20****	0.22	11.5	5.3	3.7	10.0	0.5	C252E224-40****
0.0018	6.5	4.9	2.5	5.0	0.5	C252E182-20****	0.15	6.5	6.7	4.2	5.0	0.5	C252E154-20****	0.27	11.5	5.5	4.2	10.0	0.5	C252E274-40****
0.0022	6.5	4.7	2.2	5.0	0.5	C252E222-20****	0.033	9.0	3.5	2.2	7.5	0.5	C252E333-30****	0.33	11.5	6.1	4.5	10.0	0.5	C252E334-40****
0.0027	6.5	4.7	2.5	5.0	0.5	C252E272-20****	0.039	9.0	4.1	2.2	7.5	0.5	C252E393-30****	0.39	11.5	6.5	4.9	10.0	0.5	C252E394-40****
0.0033	6.5	5.2	2.7	5.0	0.5	C252E332-20****	0.047	9.0	4.1	2.5	7.5	0.5	C252E473-30****	0.47	11.5	7.5	5.2	10.0	0.5	C252E474-40****
0.0039	6.5	3.8	2.0	5.0	0.5	C252E392-20****	0.056	9.0	4.4	2.7	7.5	0.5	C252E563-30****	0.22	16.5	4.6	3.2	15.0	0.6	C252E224-60****
0.0047	6.5	3.9	2.2	5.0	0.5	C252E472-20****	0.068	9.0	5.3	2.7	7.5	0.5	C252E683-30****	0.27	16.5	5.6	3.2	15.0	0.6	C252E274-60****
0.0056	6.5	4.6	2.2	5.0	0.5	C252E562-20****	0.082	9.0	4.3	2.7	7.5	0.5	C252E823-30****	0.33	16.5	5.6	3.7	15.0	0.6	C252E334-60****
0.0068	6.5	4.6	2.5	5.0	0.5	C252E682-20****	0.10	9.0	4.6	3.0	7.5	0.5	C252E104-30****	0.39	16.5	6.6	3.7	15.0	0.6	C252E394-60****
0.0082	6.5	5.0	2.7	5.0	0.5	C252E822-20****	0.12	9.0	5.0	3.2	7.5	0.5	C252E124-30****	0.47	16.5	6.7	4.2	15.0	0.6	C252E474-60****
0.010	6.5	3.7	2.0	5.0	0.5	C252E103-20****	0.15	9.0	5.2	3.7	7.5	0.5	C252E154-30****	0.56	16.5	6.8	4.7	15.0	0.6	C252E564-60****
0.012	6.5	4.1	2.0	5.0	0.5	C252E123-20****	0.18	9.0	5.8	3.9	7.5	0.5	C252E184-30****	0.68	16.5	7.3	5.5	15.0	0.6	C252E684-60****
0.015	6.5	3.6	2.5	5.0	0.5	C252E153-20****	0.22	9.0	6.4	4.2	7.5	0.5	C252E224-30****	0.82	16.5	8.8	5.5	15.0	0.6	C252E824-60****
0.018	6.5	4.3	2.5	5.0	0.5	C252E183-20****	0.27	9.0	6.8	4.7	7.5	0.5	C252E274-30****	1.0	16.5	9.6	6.0	15.0	0.6	C252E105-60****
0.022	6.5	4.2	2.0	5.0	0.5	C252E223-20****	0.33	9.0	6.9	5.5	7.5	0.5	C252E334-30****	1.2	16.5	10.0	6.7	15.0	0.6	C252E125-60****
0.027	6.5	4.4	2.2	5.0	0.5	C252E273-20****	0.047	11.5	3.8	2.2	10.0	0.5	C252E473-40****	1.5	16.5	11.8	7.0	15.0	0.6	C252E155-60****
0.033	6.5	4.4	2.5	5.0	0.5	C252E333-20****	0.056	11.5	4.1	2.2	10.0	0.5	C252E563-40****	1.8	16.5	13.1	7.5	15.0	0.6	C252E185-60****
0.039	6.5	4.7	2.7	5.0	0.5	C252E393-20****	0.068	11.5	4.1	2.5	10.0	0.5	C252E683-40****	2.2	16.5	12.8	9.0	15.0	0.6	C252E225-60****
0.047	6.5	3.8	2.7	5.0	0.5	C252E473-20****	0.082	11.5	4.4	2.7	10.0	0.5	C252E823-40****	2.7	16.5	13.9	10.2	15.0	0.6	C252E275-60****
0.056	6.5	4.1	2.9	5.0	0.5	C252E563-20****	0.10	11.5	5.4	2.7	10.0	0.5	C252E104-40****	3.3	16.5	15.3	11.2	15.0	0.6	C252E335-60****
0.068	6.5	4.4	3.2	5.0	0.5	C252E683-20****	0.12	11.5	5.1	3.2	10.0	0.5	C252E124-40****							

400Vdc(200Vac)							400Vdc(200Vac)							400Vdc(200Vac)						
C _N (μF)	W max	H max	T max	P	d	Part number	C _N (μF)	W max	H max	T max	P	d	Part number	C _N (μF)	W max	H max	T max	P	d	Part number
0.0010	6.5	3.9	2.0	5.0	0.5	C252G102-20****	0.0022	9.0	3.7	2.2	7.5	0.5	C252G222-30****	0.033	11.5	4.3	2.2	10.0	0.5	C252G333-40****
0.0012	6.5	4.0	2.2	5.0	0.5	C252G122-20****	0.0027	9.0	4.6	2.2	7.5	0.5	C252G272-30****	0.039	11.5	4.2	2.5	10.0	0.5	C252G393-40****
0.0015	6.5	5.0	2.2	5.0	0.5	C252G152-20****	0.0033	9.0	3.8	2.2	7.5	0.5	C252G332-30****	0.047	11.5	4.5	2.7	10.0	0.5	C252G473-40****
0.0018	6.5	4.9	2.5	5.0	0.5	C252G182-20****	0.0039	9.0	3.9	2.2	7.5	0.5	C252G392-30****	0.056	11.5	5.4	2.7	10.0	0.5	C252G563-40****
0.0022	6.5	4.7	2.2	5.0	0.5	C252G222-20****	0.0047	9.0	4.7	2.2	7.5	0.5	C252G472-30****	0.068	11.5	5.2	3.2	10.0	0.5	C252G683-40****
0.0027	6.5	4.7	2.5	5.0	0.5	C252G272-20****	0.0056	9.0	3.7	2.2	7.5	0.5	C252G562-30****	0.082	11.5	6.2	3.2	10.0	0.5	C252G823-40****
0.0033	6.5	5.2	2.7	5.0	0.5	C252G332-20****	0.0068	9.0	4.5	2.2	7.5	0.5	C252G682-30****	0.10	11.5	6.2	3.7	10.0	0.5	C252G104-40****
0.0039	6.5	3.8	2.0	5.0	0.5	C252G392-20****	0.0082	9.0	4.5	2.5	7.5	0.5	C252G822-30****	0.12	11.5	6.4	4.2	10.0	0.5	C252G124-40****
0.0047	6.5	3.9	2.2	5.0	0.5	C252G472-20****	0.010	9.0	4.0	2.2	7.5	0.5	C252G103-30****	0.15	11.5	6.9	4.7	10.0	0.5	C252G154-40****
0.0056	6.5	4.6	2.2	5.0	0.5	C252G562-20****	0.012	9.0	4.4	2.2	7.5	0.5	C252G123-30****	0.18	11.5	7.5	5.2	10.0	0.5	C252G184-40****
0.0068	6.5	4.6	2.5	5.0	0.5	C252G682-20****	0.015	9.0	4.5	2.5	7.5	0.5	C252G153-30****	0.22	11.5	8.2	5.7	10.0	0.5	C252G224-40****
0.0082	6.5	5.0	2.7	5.0	0.5	C252G822-20****	0.018	9.0	3.7	2.2	7.5	0.5	C252G183-30****	0.047	16.5	4.1	2.4	15.0	0.6	C252G473-60****
0.010	6.5	3.7	2.0	5.0	0.5	C252G103-20****	0.022	9.0	4.2	2.2	7.5	0.5	C252G223-30****	0.056	16.5	4.0	2.7	15.0	0.6	C252G563-60****
0.012	6.5	4.1	2.0	5.0	0.5	C252G123-20****	0.027	9.0	4.2	2.5	7.5	0.5	C252G273-30****	0.068	16.5	4.3	2.9	15.0	0.6	C252G683-60****
0.015	6.5	4.3	2.2	5.0	0.5	C252G153-20****	0.033	9.0	4.6	2.7	7.5	0.5	C252G333-30****	0.082	16.5	4.5	3.2	15.0	0.6	C252G823-60****
0.018	6.5	4.3	2.5	5.0	0.5	C252G183-20****	0.039	9.0	5.4	2.7	7.5	0.5	C252G393-30****	0.10	16.5	5.5	3.2	15.0	0.6	C252G104-60****
0.022	6.5	4.7	2.7	5.0	0.5	C252G223-20****	0.047	9.0	6.1	2.8	7.5	0.5	C252G473-30****	0.12	16.5	5.3	3.7	15.0	0.6	C252G124-60****
0.027	6.5	5.2	2.9	5.0	0.5	C252G273-20****	0.056	9.0	6.1	3.2	7.5	0.5	C252G563-30****	0.15	16.5	6.2	3.9	15.0	0.6	C252G154-60****
0.033	6.5	5.5	3.2	5.0	0.5	C252G333-20****	0.068	9.0	6.1	3.7	7.5	0.5	C252G683-30****	0.18	16.5	6.7	4.2	15.0	0.6	C252G184-60****
0.039	6.5	5.4	3.7	5.0	0.5	C252G393-20****	0.082	9.0	6.3	4.2	7.5	0.5	C252G823-30****	0.22	16.5	7.1	4.7	15.0	0.6	C252G224-60****
0.047	6.5	6.9	3.5	5.0	0.5	C252G473-20****	0.10	9.0	7.2	4.4	7.5	0.5	C252G104-30****	0.27	16.5	7.6	5.5	15.0	0.6	C252G274-60****
0.056	6.5	7.7	3.7	5.0	0.5	C252G563-20****	0.12	9.0	7.1	5.2	7.5	0.5	C252G124-30****	0.33	16.5	8.5	5.9	15.0	0.6	C252G334-60****
0.068	6.5	7.9	4.2	5.0	0.5	C252G683-20****	0.15	9.0	7.9	5.7	7.5	0.5	C252G154-30****	0.39	16.5	9.4	6.2	15.0	0.6	C252G394-60****
0.082	6.5	8.6	4.7	5.0	0.5	C252G823-20****	0.010	11.5	3.9	2.2	10.0	0.5	C252G103-40****	0.47	16.5	9.8	7.0	15.0	0.6	C252G474-60****
0.10	6.5	8.3	5.7	5.0	0.5	C252G104-20****	0.012	11.5	4.4	2.2	10.0	0.5	C252G123-40****	0.56	16.5	10.7	7.5	15.0	0.6	C252G564-60****
0.0010	9.0	3.7	2.0	7.5	0.5	C252G102-30****	0.015	11.5	4.5	2.5	10.0	0.5	C252G153-40****	0.68	16.5	11.2	8.5	15.0	0.6	C252G684-60****
0.0012	9.0	3.7	2.0	7.5	0.5	C252G122-30****	0.018	11.5	4.8	2.7	10.0	0.5	C252G183-40****	0.82	16.5	12.6	9.0	15.0	0.6	C252G824-60****
0.0015	9.0	4.0	2.2	7.5	0.5	C252G152-30****	0.022	11.5	4.6	2.5	10.0	0.5	C252G223-40****	1.0	16.5	13.6	10.2	15.0	0.6	C252G105-60****
0.0018	9.0	4.7	2.2	7.5	0.5	C252G182-30****	0.027	11.5	5.6	2.5	10.0	0.5	C252G273-40****							

Note: 1. “-”=capacitance tolerance code, M=±20%,K=±10%,J=±5%

2. “****”=lead form and packaging code (refer to table 1).



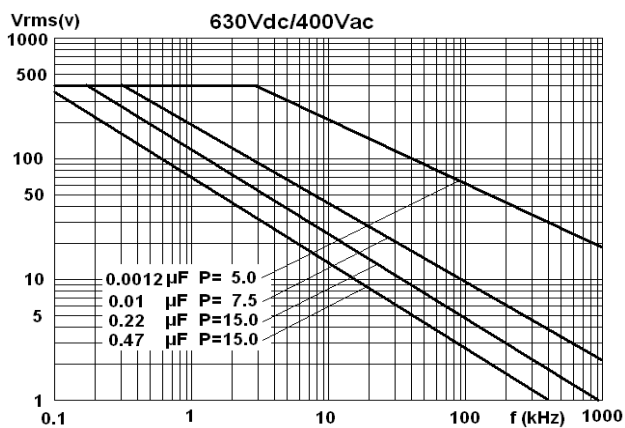
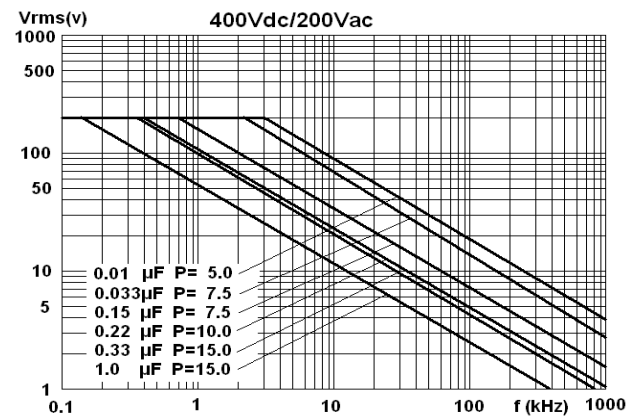
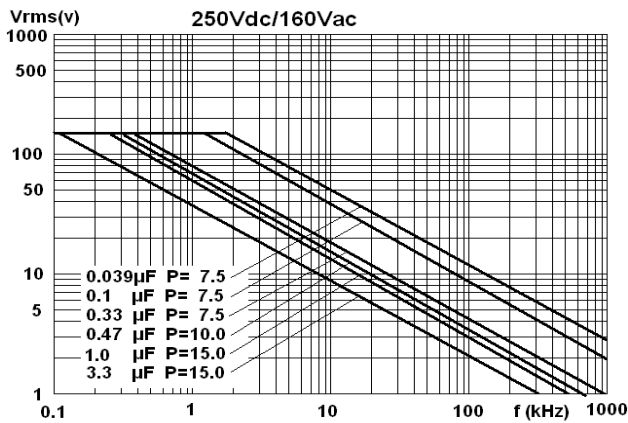
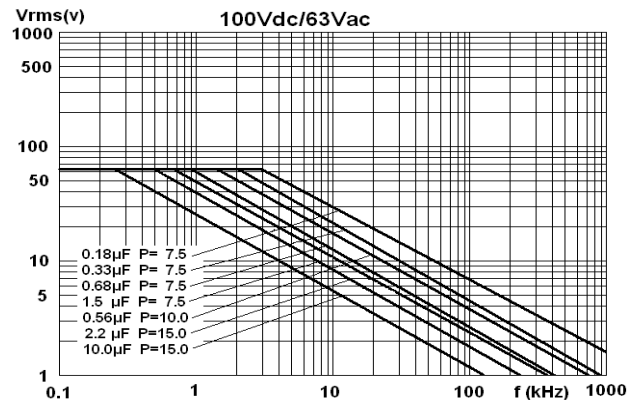
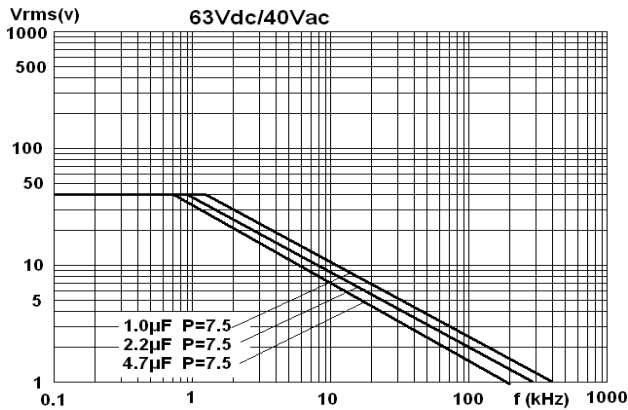
■ Dimensions (mm)

630Vdc(400Vac)							630Vdc(400Vac)							630Vdc(400Vac)						
C _N (μF)	W max	H max	T max	P	d	Part number	C _N (μF)	W max	H max	T max	P	d	Part number	C _N (μF)	W max	H max	T max	P	d	Part number
0.0010	6.5	3.9	2.0	5.0	0.5	C252J102-20****	0.0010	9.0	3.7	2.0	7.5	0.5	C252J102-30****	0.10	16.5	9.2	5.0	15.0	0.6	C252J104-60****
0.0012	6.5	4.0	2.2	5.0	0.5	C252J122-20****	0.0012	9.0	3.7	2.0	7.5	0.5	C252J122-30****	0.12	16.5	9.8	5.8	15.0	0.6	C252J124-60****
0.0015	6.5	5.0	2.2	5.0	0.5	C252J152-20****	0.0015	9.0	4.0	2.2	7.5	0.5	C252J152-30****	0.15	16.5	11.2	6.2	15.0	0.6	C252J154-60****
0.0018	6.5	4.9	2.5	5.0	0.5	C252J182-20****	0.0018	9.0	4.7	2.2	7.5	0.5	C252J182-30****	0.18	16.5	11.2	7.2	15.0	0.6	C252J184-60****
0.0022	6.5	4.7	2.2	5.0	0.5	C252J222-20****	0.0022	9.0	3.7	2.2	7.5	0.5	C252J222-30****	0.22	16.5	12.6	7.7	15.0	0.6	C252J224-60****
0.0027	6.5	4.7	2.5	5.0	0.5	C252J272-20****	0.0027	9.0	4.0	2.4	7.5	0.5	C252J272-30****	0.27	16.5	14.3	8.2	15.0	0.6	C252J274-60****
0.0033	6.5	5.2	2.7	5.0	0.5	C252J332-20****	0.0033	9.0	3.8	2.2	7.5	0.5	C252J332-30****	0.33	16.5	14.4	9.9	15.0	0.6	C252J334-60****
0.0039	6.5	5.5	2.9	5.0	0.5	C252J392-20****	0.0039	9.0	3.9	2.2	7.5	0.5	C252J392-30****	0.39	16.5	15.2	10.9	15.0	0.6	C252J394-60****
0.0047	6.5	4.9	2.5	5.0	0.5	C252J472-20****	0.0047	9.0	4.1	2.4	7.5	0.5	C252J472-30****	0.47	16.5	17.5	11.3	15.0	0.6	C252J474-60****
0.0056	6.5	5.2	2.7	5.0	0.5	C252J562-20****	0.0056	9.0	4.6	2.5	7.5	0.5	C252J562-30****							
0.0068	6.5	5.0	3.2	5.0	0.5	C252J682-20****	0.0068	9.0	5.0	2.7	7.5	0.5	C252J682-30****							
0.0082	6.5	5.4	3.5	5.0	0.5	C252J822-20****	0.0082	9.0	6.1	2.7	7.5	0.5	C252J822-30****							
0.010	6.5	5.7	3.9	5.0	0.5	C252J103-20****	0.010	9.0	6.2	3.2	7.5	0.5	C252J103-30****							
0.012	6.5	7.3	3.7	5.0	0.5	C252J123-20****	0.012	9.0	5.8	3.7	7.5	0.5	C252J123-30****							
							0.015	9.0	6.2	4.2	7.5	0.5	C252J153-30****							
							0.018	9.0	7.4	4.2	7.5	0.5	C252J183-30****							
							0.022	9.0	7.9	4.7	7.5	0.5	C252J223-30****							
							0.027	9.0	7.8	5.7	7.5	0.5	C252J273-30****							
							0.033	9.0	9.5	5.7	7.5	0.5	C252J333-30****							
							0.039	9.0	10.2	6.3	7.5	0.5	C252J393-30****							
							0.047	9.0	11.2	6.8	7.5	0.5	C252J473-30****							

1 000Vdc(600Vac)							1 000Vdc(600Vac)							1 000Vdc(600Vac)						
C _N (μF)	W max	H max	T max	P	d	Part number	C _N (μF)	W max	H max	T max	P	d	Part number	C _N (μF)	W max	H max	T max	P	d	Part number
0.0010	6.5	3.9	2.0	5.0	0.5	C253A102-20****	0.0010	9.0	3.7	2.0	7.5	0.5	C253A102-30****	0.012	9.0	7.3	4.7	7.5	0.5	C253A123-30****
0.0012	6.5	4.0	2.2	5.0	0.5	C253A122-20****	0.0012	9.0	3.7	2.0	7.5	0.5	C253A122-30****	0.015	9.0	8.1	5.2	7.5	0.5	C253A153-30****
0.0015	6.5	5.0	2.2	5.0	0.5	C253A152-20****	0.0015	9.0	4.0	2.2	7.5	0.5	C253A152-30****	0.018	9.0	9.7	5.2	7.5	0.5	C253A183-30****
0.0018	6.5	4.9	2.5	5.0	0.5	C253A182-20****	0.0018	9.0	4.7	2.2	7.5	0.5	C253A182-30****	0.022	9.0	10.6	5.7	7.5	0.5	C253A223-30****
0.0022	6.5	4.7	2.2	5.0	0.5	C253A222-20****	0.0022	9.0	3.7	2.2	7.5	0.5	C253A222-30****	0.027	9.0	11.8	6.3	7.5	0.5	C253A273-30****
0.0027	6.5	4.7	2.5	5.0	0.5	C253A272-20****	0.0027	9.0	4.6	2.2	7.5	0.5	C253A272-30****	0.033	9.0	13.2	6.8	7.5	0.5	C253A333-30****
0.0033	6.5	5.2	2.7	5.0	0.5	C253A332-20****	0.0033	9.0	4.6	2.5	7.5	0.5	C253A332-30****							
0.0039	6.5	5.5	2.9	5.0	0.5	C253A392-20****	0.0039	9.0	4.9	2.7	7.5	0.5	C253A392-30****							
0.0047	6.5	5.8	3.2	5.0	0.5	C253A472-20****	0.0047	9.0	5.8	2.7	7.5	0.5	C253A472-30****							
0.0056	6.5	5.8	3.7	5.0	0.5	C253A562-20****	0.0056	9.0	5.5	3.2	7.5	0.5	C253A562-30****							
0.0068	6.5	8.4	3.2	5.0	0.5	C253A682-20****	0.0068	9.0	6.7	3.2	7.5	0.5	C253A682-30****							
0.0082	6.5	8.4	3.7	5.0	0.5	C253A822-20****	0.0082	9.0	6.7	3.7	7.5	0.5	C253A822-30****							
0.010	6.5	8.8	4.2	5.0	0.5	C253A103-20****	0.010	9.0	7.0	4.2	7.5	0.5	C253A103-30****							

- Note: 1. “-”=capacitance tolerance code, M=±20%,K=±10%,J=±5%
 2. “****”=lead form and packaging code (refer to table 1).

■ MAX. VOLTAGE(Vr.m.s) VERSUS FREQUENCY



Note: sinusoidal wave-form、 environment temperature $\leq 85^{\circ}\text{C}$, internal temperature rise $\Delta T=15^{\circ}\text{C}$, p (pitch) in mm.

■ Test Method And Performance

No.	Item	Performance	Test method (GB/T 7332(IEC 60384-2))	
1	Solderability	Good quality of tinning	Solder temperature:245°C±5°C Immersion time: 2.0s±0.5s	
2	Initial measurement	Capacitance, Tanδ		
	Terminal strength (straight lead)	There shall be no visible damage	Tension Ua1: Pull: φd=0.5mm,5N φd≥0.6mm, 10N Bend Ub: The pull of bend: φd=0.5mm, 2.5N φd≥0.6mm, 5N The terminals shall be bent 2 times in each direction.	
	Resistance to solder heat	There shall be no visible damage, legible marking	Solder temperature:260°C±5°C Immersion time: 10s±1s	
	Final measurement	ΔC/C ≤ ±2%(relative to the initial value) Increase of tanδ: ≤0.003 (C≤1.0μF) ≤0.002 (C>1.0μF)		
3	Initial measurement	Capacitance, Tanδ		
	Rapid change of temperature	There shall be no evidence of deterioration.	θ _A =-55°C, θ _B =+125°C 5 cycles Duration: t=30min	
	Vibration(straight lead)	There shall be no evidence of deterioration.	Amplitude 0.75mm or acceleration 98m/s ² (whichever is the smaller severity), f: 10Hz to 500Hz.Three directions, 2h for each direction, total 6h.	
	Bump(straight lead)	There shall be no evidence of deterioration.	4 000 times, Acceleration: 390m/s ² ,Pulse duration, 6ms	
	Final measurement	ΔC/C ≤ ±5%(relative to the initial value) Increase of tanδ: ≤0.003 (C≤1.0μF) ≤0.002 (C>1.0μF) IR: ≥ 50% of the rated value		
4	climate sequence	Initial measurement	Capacitance, Tanδ	
		Dry heat	+125°C, 16h	
		Damp heat, Cyclic	Test Db, Severity: b, the first cycle	
		Cold	-55°C, 2h	
		Low air pressure	There shall be no permanent breakdown, flashover or other harmful deformation when applying U _R at the last 1 minute.	15°C~ 35°C, 8.5kPa, 1h,
		Damp heat, cyclic other		Test Db, Severity b, the other cycles, Applying U _R for 1 minute after the test finished.
		Final measurement	There shall be no evidence of deterioration and the marking shall be legible. ΔC/C ≤ ±5%(relative to the initial value) Increase of tanδ: ≤0.005 (C≤1.0μF) ≤0.003 (C>1.0μF) IR: ≥50% of the rated value	

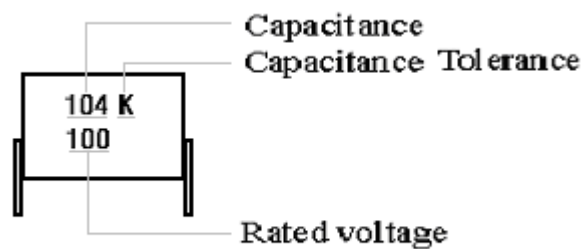
No.	Item	Performance	Test method (GB 7332(IEC 60384-2))
5	Damp heat steady state	There shall be no evidence of deterioration and the marking shall be legible. $\Delta C/C \leq \pm 5\%$ (relative to the initial value) Increase of $\tan\delta \leq 0.005$ IR: $\geq 50\%$ of the rated value	Temperature: $40^\circ\text{C} \pm 2^\circ\text{C}$ Humidity: $93 \pm 2_{-3} \% \text{RH}$ Duration: 56days
6	Endurance	There shall be no evidence of deterioration and the marking shall be legible. $\Delta C/C \leq \pm 5\%$ (relative to the initial value) Increase of $\tan\delta$: $C \leq 1.0\mu\text{F}, \leq 0.003$; $C > 1.0\mu\text{F}, \leq 0.002$ IR: $\geq 50\%$ of the rated value	$+85^\circ\text{C}, 1.25 \times U_R$ 1 000h or $+125^\circ\text{C}, 1.25 \times U_c$ ($U_c = 0.5U_R$) 1 000h
7	Temperature characteristic	Measuring capacitance at test point b, d, f: Characteristic at lower category temperature -55°C : $-10\% \leq (C_b - C_d)/C_d \leq 0\%$ Characteristic at upper category temperature $+125^\circ\text{C}$: $0\% \leq (C_f - C_d)/C_d \leq +18\%$ I.R. (test at point f): $U_R \leq 100\text{V}$: $\geq 75 \text{ M}\Omega$ ($C \leq 0.33\mu\text{F}$) $\geq 25\text{s}$ ($C > 0.33\mu\text{F}$) $U_R > 100\text{V}$: $\geq 150 \text{ M}\Omega$ ($C \leq 0.33\mu\text{F}$) $\geq 50\text{s}$ ($C > 0.33\mu\text{F}$)	Static method: The Capacitors should be kept at the following temperature in turn: a(20 ± 2) $^\circ\text{C}$, b(-55 ± 3) $^\circ\text{C}$, d(20 ± 2) $^\circ\text{C}$, f(125 ± 2) $^\circ\text{C}$, g(20 ± 2) $^\circ\text{C}$
8	Charging and discharging	$\Delta C/C \leq \pm 5\%$ (relative to the initial value) Increase of $\tan\delta$: ≤ 0.003 ($C \leq 1.0\mu\text{F}$) ≤ 0.002 ($C > 1.0\mu\text{F}$) IR: $\geq 50\%$ of the rated value	Ref.item 4.13 Times: 10 000 Duration of charging: 0.5s Duration of discharging: 0.5s Charging voltage: rated voltage Charging resistance: $220/C_N(\Omega)$ or current intensity $\leq 1\text{A}$ (whichever is the less current intensity) Discharging resistance: $R = U_R / (10 \times C_N \times dV/dt)$ C_N : rated capacitance (μF)

Quality ensuring test (before shipment):

Inspection item (each batch)	Inspection level (GB 2828)	
	IL	AQL
Appearance inspection	S-4	1.5%
Dimensions		
Capacitance	II	0.65%
Tangent of the loss angle		
Dielectric strength		
Insulation resistance		
Solderability	S-3	2.5%

■ **Marking**

For example:



■ **Taping specification**

1. **Taping Dimensions:** Refer to table 2
2. **Outline Drawing:** Refer to Fig 1 ~ Fig 3

Table 2 Taping Dimensions

Unit: mm

Specification	Code	Dimensions				Note
		P=7.5		P=10.0	Tolerance	
Code of Ammo Tapped		A301	A211	A402		Digit 12 to 15 of P/N
Taping type	—	Fig 1	Fig 2	Fig3	—	—
Lead dia.	d	0.5		0.5	±0.05	—
Taping pitch	P3	12.7		12.7	±1.0	—
Feed hole pitch	P0	12.7		12.7	±0.3	1mm(max)/20×P 0
Center of wire	P1	2.6	3.85	7.7	±0.7	—
Center of body	P2	6.35		12.7	±1.3	—
Pitch	P	7.5		10.0		
Component alignment	△S	0		0	±2.0	—
Pitch of taping wire	F	/	5.0	/	+0.6 -0.1	—
Height of component from tape center	H0	/	16.0	/	±0.5	—
Height of crangle from tape center	H	18.5	20.0	18.5	±0.5	
Carrier tape width	W	18.0		18.0	+1.0 -0.5	—
Hold down tape width	W0	10min		10min	—	—
Hole position	W1	9.0		9.0	±0.5	—
Hold down tape sition	W2	3.0max			—	—
Feed hole dia.	D0	4.0		4.0	±0.2	—
Tape thickness	t	0.7		0.7	±0.2	—

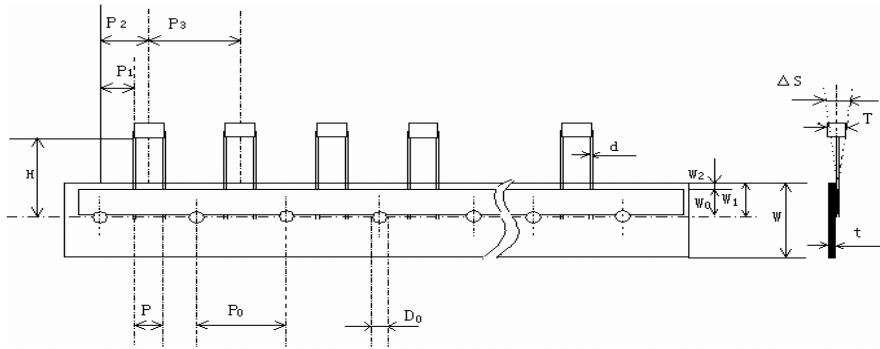


Fig 1

Specification	P=7.5mm
Code of Ammo	A301
Feed hole pitch P0 (mm)	12.7
Pitch of tapping wire F(mm)	/
Height of crangle from tape center H(mm)	18.5

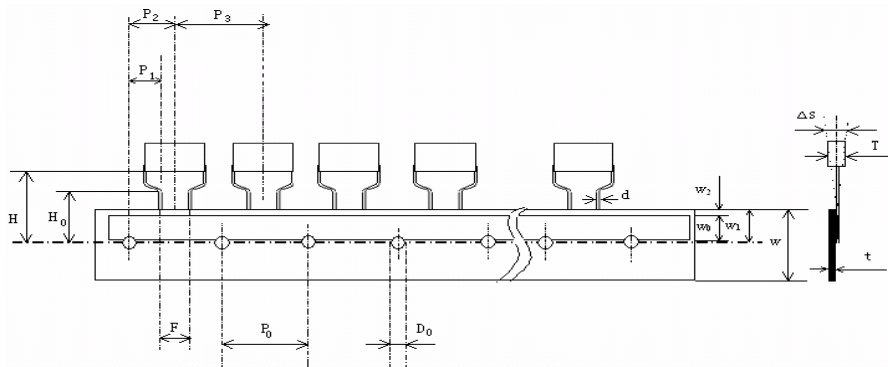


Fig 2

Specification	P=7.5mm
Code of Ammo	A211
Feed hole pitch P0 (mm)	12.7
Pitch of tapping wire F(mm)	5.0
Height of crangle from tape center H(mm)	20

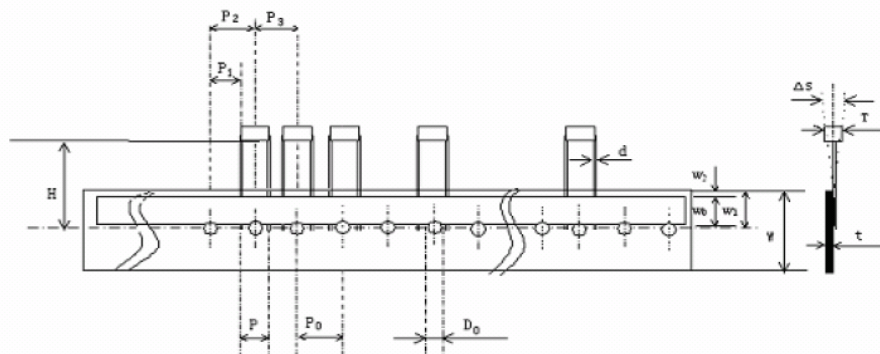
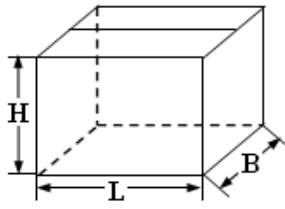


Fig3

Specification	P=10.0mm
Code of Ammo	A402
Feed hole pitch P0 (mm)	12.7
Pitch of tapping wire F(mm)	/
Height of crangle from tape center H(mm)	18.5

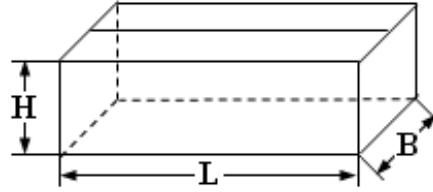
■ Packing box sizes(mm)(example)

1. Out packing box for bulk



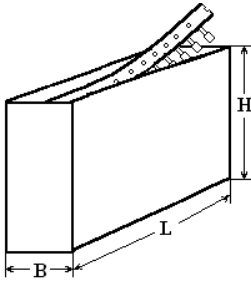
L:375±5
B:375±5
H:265±5

2. Inner packing box for bulk



L:355±3
B:175±3
H:118±3

3. Box sizes for Ammo-pack



L:350±3
B:50±3
H:260±3

X-ON Electronics

Largest Supplier of Electrical and Electronic Components

Click to view similar products for [Film Capacitors](#) category:

Click to view products by [FARATRONIC](#) manufacturer:

Other Similar products are found below :

[703-6G](#) [82DC4100CK60J](#) [82EC1100DQ50K](#) [MMWAF150KME](#) [PCY2130F30153](#) [QXJ2E474KTPT](#) [QXL2B333KTPT](#) [QXM2G104K](#)
[DPM16S56K-1F](#) [EEC2G505HQA406](#) [B32234-.033@250V-K](#) [B81133-C1104-M3](#) [MTC355L1](#) [217-0716-001](#) [PA225L30](#) [CB182K0184J--](#)
[KP1830-247/061-G](#) [274ACF4400WA0J](#) [274ACF5150WA0J](#) [SCD105K122A3-22](#) [SCD205K122A3-24](#) [PCX2339F65224](#) [PCX2339F65334](#)
[2222 368 55105](#) [2222 370 21683](#) [QXL2E473KTPT](#) [445450-1](#) [MKT182022263473](#) [WMC08P22](#) [46KN410000N1K](#) [46KR368050M1M](#) [ECQ-](#)
[W4223KZ](#) [EEC2G805HQA415](#) [PA103L30](#) [82DC4100AA60K](#) [82EC2150DQ50K](#) [VEA105K50](#) [82IC2150DQ50J](#) [82EC2220DQ50J](#)
[MTC55L4](#) [MTC56L4](#) [730P205X9400](#) [PA104L30](#) [PA224L30](#) [82DC3220AA60J](#) [82EC4100DQ70J](#) [WYP-104M](#) [82CC4220AA70J](#)
[82EC3100Z370J](#) [B32656S8105K566](#)