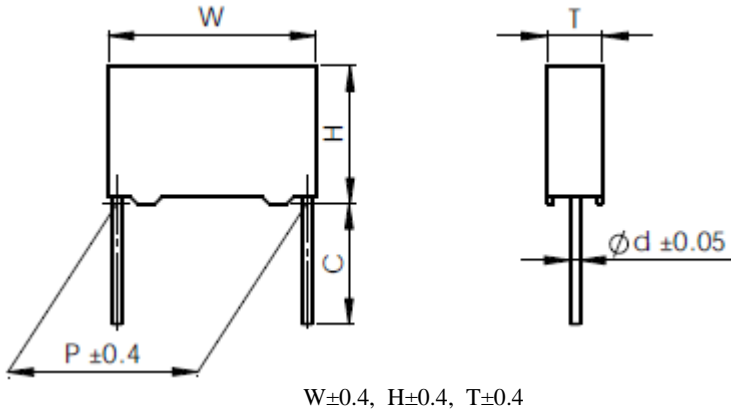


## Metallized polypropylene film capacitor (Box-type)

### ■ Outline Drawing



### ■ Features

- Low loss at high frequency
- Small inherent temperature rise, high temperature rang
- Plastic case (UL94 V-0), epoxy resin sealing

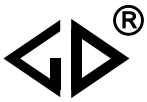
### ■ Typical application

- Pulse applications with high A.C. voltage and high current
- Electric lighting (i.e. Electric ballast, E-HID)
- High-frequency A.C. loads

### ■ Specifications

Reference Standard	GB/T 14579 (IEC 60384-17)				
Climatic Category	55/125/56				
Rated temperature	105°C				
Operating temperature range	-55°C~125°C (+105°C to +125°C: decreasing factor 1.25% per °C for $U_R$ )				
Capacitance Range	0.00047 $\mu$ F ~ 0.15 $\mu$ F				
Capacitance Tolerance	$\pm 3\%$ (H), $\pm 5\%$ (J), $\pm 10\%$ (K)				
Voltage Proof	1.6 $U_R$ (5s)				
Dissipation Factor	$\leq 10 \times 10^{-4}$ (20°C, 1kHz)				
Insulation Resistance	$\geq 100\ 000 M\Omega$ (20°C, 100V, 1min)				
Maximum Pulse Rise Time(dV/dt) If the working voltage(U) is lower than the rated voltage( $U_R$ ),the capacitor can be worked at a higher dV/dt. In this case, the maximum allowed dV/dt is obtain by multiplying the right value with $U_R/U$ .	$U_R$ (Vac)	dV/dt(V/us)			
		P=7.5	P=10.0	P=15.0	P=22.5
	400	3 000	2 200	2 000	800
	500	4 000	3 000	2 500	1 200
	600	6 500	6 000	4 500	1 800
	700	--	9 800	9 500	4 500
900	--	--	10 000	6 000	

Rated Voltage	400Vac		500Vac		600Vac		700Vac		900Vac
Pitch(mm)	7.5	>7.5	7.5	>7.5	$\leq 10.0$	>10.0	10.0	>10.0	---
VDC(V)	1000	1300	1300	1400	1400	1600	1600	2000	2500



■ Part number system

The 15 digits part number is formed as follow:

1	2	3	4	5	6	7	8	9	10	11	12	13	14	15
C	3	3												

Digit 1 to 3 Series code

C33=MKP23

Digit 4 to 5 AC rated voltage

G2=400V H2=500V U1=600V

V1=700V X1=900V

Digit 6 to 8 Rated capacitance value

For example: 103=10×10<sup>3</sup>pF=0.01uF

Digit 9 Capacitance tolerance

H=±3%,J=±5%,K=±10%,

Digit 10 Pitch

3=7.5mm 4=10mm 6=15mm 9=22.5mm

Digit 11 Internal use

Digit 12 to 15 Lead form and packing code

Table 1 lead form and packing code

Digit 12		Digit 13		Digit 14		Digit 15	
code	explanation	code	explanation	code	explanation	code	explanation
A	ammo-pack	3	F=7.5mm	0	straight	1	each cap. among two consecutive holes P3=12.7mm,H=18.5mm (For pitch=5.0/7.5mm)
		4	F=10.0mm			5	P3=25.4mm;H=18.5mm (For pitch=10/15mm)
		6	F=15.0mm				
C	straight lead "C" in the figure above	code	explanation	0		0	Length tolerance ±0.5mm (or standard length)
		00	standard lead length (18mm~26mm)			2	Length tolerance ±0.3mm
		45	lead length 4.5mm				
		35	lead length 3.5mm				
		32	lead length 3.2mm				

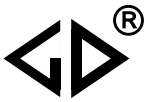
Note: Recommend short lead due to long lead could deform easily.



■ Dimensions(mm)

400Vac							400Vac						
C <sub>N</sub> (μF)	W	H	T	P	d	Part number	C <sub>N</sub> (μF)	W	H	T	P	d	Part number
0.00082	10.5	9.0	4.0	7.5	0.6	C33G2821-30****	0.0022	17.5	11.0	5.0	15.0	0.8	C33G2222-60****
0.0010	10.5	9.0	4.0	7.5	0.6	C33G2102-30****	0.0027	17.5	11.0	5.0	15.0	0.8	C33G2272-60****
0.0012	10.5	9.0	4.0	7.5	0.6	C33G2122-30****	0.0033	17.5	11.0	5.0	15.0	0.8	C33G2332-60****
0.0015	10.5	9.0	4.0	7.5	0.6	C33G2152-30****	0.0039	17.5	11.0	5.0	15.0	0.8	C33G2392-60****
0.0018	10.5	9.0	4.0	7.5	0.6	C33G2182-30****	0.0047	17.5	11.0	5.0	15.0	0.8	C33G2472-60****
0.0022	10.5	9.0	4.0	7.5	0.6	C33G2222-30****	0.0056	17.5	11.0	5.0	15.0	0.8	C33G2562-60****
0.0027	10.5	9.0	4.0	7.5	0.6	C33G2272-30****	0.0068	17.5	11.0	5.0	15.0	0.8	C33G2682-60****
0.0033	10.5	9.0	4.0	7.5	0.6	C33G2332-30****	0.0082	17.5	11.0	5.0	15.0	0.8	C33G2822-60****
0.0036	10.5	9.0	4.0	7.5	0.6	C33G2362-30****	0.010	17.5	11.0	5.0	15.0	0.8	C33G2103-60****
0.0039	10.5	9.0	4.0	7.5	0.6	C33G2392-30****	0.012	17.5	11.0	5.0	15.0	0.8	C33G2123-60****
0.0047	10.5	9.0	4.0	7.5	0.6	C33G2472-30****	0.015	17.5	12.0	6.0	15.0	0.8	C33G2153-60****
0.0056	10.5	11.0	5.0	7.5	0.6	C33G2562-30****	0.018	17.5	12.0	6.0	15.0	0.8	C33G2183-60****
0.0068	10.5	11.0	5.0	7.5	0.6	C33G2682-30****	0.022	17.5	13.5	7.5	15.0	0.8	C33G2223-60****
0.0082	10.5	11.0	5.0	7.5	0.6	C33G2822-30****	0.027	17.5	13.5	7.5	15.0	0.8	C33G2273-60****
0.010	10.5	12.0	6.0	7.5	0.6	C33G2103-30****	0.033	17.5	14.5	8.5	15.0	0.8	C33G2333-60****
0.012	10.5	12.0	6.0	7.5	0.6	C33G2123-30****	0.039	17.5	16.0	10.0	15.0	0.8	C33G2393-60****
0.0010	13.0	9.0	4.0	10.0	0.6	C33G2102-40****	0.047	17.5	16.0	10.0	15.0	0.8	C33G2473-60****
0.0012	13.0	9.0	4.0	10.0	0.6	C33G2122-40****	0.056	17.5	19.0	11.0	15.0	0.8	C33G2563-60****
0.0015	13.0	9.0	4.0	10.0	0.6	C33G2152-40****	0.068	17.5	19.0	11.0	15.0	0.8	C33G2683-60****
0.0018	13.0	9.0	4.0	10.0	0.6	C33G2182-40****	0.018	26.5	15.0	6.0	22.5	0.8	C33G2183-90****
0.0022	13.0	9.0	4.0	10.0	0.6	C33G2222-40****	0.022	26.5	15.0	6.0	22.5	0.8	C33G2223-90****
0.0027	13.0	9.0	4.0	10.0	0.6	C33G2272-40****	0.027	26.5	15.0	6.0	22.5	0.8	C33G2273-90****
0.0033	13.0	9.0	4.0	10.0	0.6	C33G2332-40****	0.033	26.5	15.0	6.0	22.5	0.8	C33G2333-90****
0.0039	13.0	9.0	4.0	10.0	0.6	C33G2392-40****	0.039	26.5	15.0	6.0	22.5	0.8	C33G2393-90****
0.0047	13.0	11.0	5.0	10.0	0.6	C33G2472-40****	0.047	26.5	16.0	7.0	22.5	0.8	C33G2473-90****
0.0056	13.0	11.0	5.0	10.0	0.6	C33G2562-40****	0.056	26.5	16.0	7.0	22.5	0.8	C33G2563-90****
0.0068	13.0	11.0	5.0	10.0	0.6	C33G2682-40****	0.068	26.5	17.0	8.5	22.5	0.8	C33G2683-90****
0.0082	13.0	12.0	6.0	10.0	0.6	C33G2822-40****	0.082	26.5	17.0	8.5	22.5	0.8	C33G2823-90****
0.010	13.0	12.0	6.0	10.0	0.6	C33G2103-40****	0.10	26.5	18.5	10.0	22.5	0.8	C33G2104-90****
							0.12	26.5	22.0	12.0	22.5	0.8	C33G2124-90****
							0.15	26.5	22.0	12.0	22.5	0.8	C33G2154-90****

- Note: 1. “-”=capacitance tolerance code, K=±10%,J=±5%, H=±3%  
 2. “\*\*\*\*”=lead form and packing code (refer to table 1)



■ Dimensions(mm)

500Vac							500Vac						
C <sub>N</sub> (μF)	W	H	T	P	d	Part number	C <sub>N</sub> (μF)	W	H	T	P	d	Part number
0.00056	10.5	9.0	4.0	7.5	0.6	C33H2561-3S****	0.0033	17.5	11.0	5.0	15.0	0.8	C33H2332-6S****
0.00062	10.5	9.0	4.0	7.5	0.6	C33H2621-3S****	0.0036	17.5	11.0	5.0	15.0	0.8	C33H2362-6S****
0.00068	10.5	9.0	4.0	7.5	0.6	C33H2681-3S****	0.0039	17.5	11.0	5.0	15.0	0.8	C33H2392-6S****
0.00082	10.5	9.0	4.0	7.5	0.6	C33H2821-3S****	0.0047	17.5	11.0	5.0	15.0	0.8	C33H2472-6S****
0.0010	10.5	9.0	4.0	7.5	0.6	C33H2102-3S****	0.0056	17.5	11.0	5.0	15.0	0.8	C33H2562-6S****
0.0012	10.5	9.0	4.0	7.5	0.6	C33H2122-3S****	0.0068	17.5	11.0	5.0	15.0	0.8	C33H2682-6S****
0.0015	10.5	9.0	4.0	7.5	0.6	C33H2152-3S****	0.0082	17.5	11.0	5.0	15.0	0.8	C33H2822-6S****
0.0018	10.5	9.0	4.0	7.5	0.6	C33H2182-3S****	0.010	17.5	11.0	5.0	15.0	0.8	C33H2103-6S****
0.0022	10.5	11.0	5.0	7.5	0.6	C33H2222-3S****	0.012	17.5	12.0	6.0	15.0	0.8	C33H2123-6S****
0.0027	10.5	11.0	5.0	7.5	0.6	C33H2272-3S****	0.015	17.5	12.0	6.0	15.0	0.8	C33H2153-6S****
0.0033	10.5	11.0	5.0	7.5	0.6	C33H2332-3S****	0.018	17.5	13.5	7.5	15.0	0.8	C33H2183-6S****
0.0036	10.5	12.0	6.0	7.5	0.6	C33H2362-3S****	0.022	17.5	13.5	7.5	15.0	0.8	C33H2223-6S****
0.0039	10.5	12.0	6.0	7.5	0.6	C33H2392-3S****	0.027	17.5	13.5	7.5	15.0	0.8	C33H2273-6S****
0.0047	10.5	12.0	6.0	7.5	0.6	C33H2472-3S****	0.030	17.5	14.5	8.5	15.0	0.8	C33H2303-6S****
0.0056	10.5	12.0	6.0	7.5	0.6	C33H2562-3S****	0.033	17.5	16.0	10.0	15.0	0.8	C33H2333-6S****
0.0010	13.0	9.0	4.0	10.0	0.6	C33H2102-4S****	0.036	17.5	16.0	10.0	15.0	0.8	C33H2363-6S****
0.0012	13.0	9.0	4.0	10.0	0.6	C33H2122-4S****	0.039	17.5	16.0	10.0	15.0	0.8	C33H2393-6S****
0.0015	13.0	9.0	4.0	10.0	0.6	C33H2152-4S****	0.047	17.5	19.0	11.0	15.0	0.8	C33H2473-6S****
0.0018	13.0	9.0	4.0	10.0	0.6	C33H2182-4S****	0.056	17.5	19.0	11.0	15.0	0.8	C33H2563-6S****
0.0022	13.0	9.0	4.0	10.0	0.6	C33H2222-4S****	0.010	26.5	15.0	6.0	22.5	0.8	C33H2103-9S****
0.0027	13.0	9.0	4.0	10.0	0.6	C33H2272-4S****	0.012	26.5	15.0	6.0	22.5	0.8	C33H2123-9S****
0.0030	13.0	9.0	4.0	10.0	0.6	C33H2302-4S****	0.015	26.5	15.0	6.0	22.5	0.8	C33H2153-9S****
0.0033	13.0	9.0	4.0	10.0	0.6	C33H2332-4S****	0.018	26.5	15.0	6.0	22.5	0.8	C33H2183-9S****
0.0039	13.0	11.0	5.0	10.0	0.6	C33H2392-4S****	0.022	26.5	15.0	6.0	22.5	0.8	C33H2223-9S****
0.0047	13.0	11.0	5.0	10.0	0.6	C33H2472-4S****	0.027	26.5	15.0	6.0	22.5	0.8	C33H2273-9S****
0.0056	13.0	11.0	5.0	10.0	0.6	C33H2562-4S****	0.033	26.5	16.0	7.0	22.5	0.8	C33H2333-9S****
0.0068	13.0	12.0	6.0	10.0	0.6	C33H2682-4S****	0.036	26.5	16.0	7.0	22.5	0.8	C33H2363-9S****
0.0082	13.0	12.0	6.0	10.0	0.6	C33H2822-4S****	0.039	26.5	16.0	7.0	22.5	0.8	C33H2393-9S****
0.010	13.0	13.0	7.0	10.0	0.6	C33H2103-4S****	0.047	26.5	17.0	8.5	22.5	0.8	C33H2473-9S****
0.012	13.0	14.0	8.0	10.0	0.6	C33H2123-4S****	0.056	26.5	17.0	8.5	22.5	0.8	C33H2563-9S****
							0.068	26.5	18.5	10.0	22.5	0.8	C33H2683-9S****
							0.082	26.5	18.5	10.0	22.5	0.8	C33H2823-9S****
							0.10	26.5	22.0	12.0	22.5	0.8	C33H2104-9S****
							0.12	26.5	22.0	12.0	22.5	0.8	C33H2124-9S****

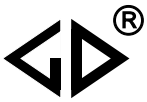
Note: 1. “-”=capacitance tolerance code, K=±10%,J=±5%, H=±3%  
 2. “\*\*\*\*”=lead form and packing code (refer to table 1)



■ Dimensions(mm)

600Vac							600Vac						
C <sub>N</sub> (μF)	W	H	T	P	d	Part number	C <sub>N</sub> (μF)	W	H	T	P	d	Part number
0.00047	10.5	9.0	4.0	7.5	0.6	C33U1471-30****	0.0010	17.5	11.0	5.0	15.0	0.8	C33U1102-60****
0.00056	10.5	9.0	4.0	7.5	0.6	C33U1561-30****	0.0012	17.5	11.0	5.0	15.0	0.8	C33U1122-60****
0.00062	10.5	9.0	4.0	7.5	0.6	C33U1621-30****	0.0015	17.5	11.0	5.0	15.0	0.8	C33U1152-60****
0.00068	10.5	9.0	4.0	7.5	0.6	C33U1681-30****	0.0018	17.5	11.0	5.0	15.0	0.8	C33U1182-60****
0.00082	10.5	9.0	4.0	7.5	0.6	C33U1821-30****	0.0022	17.5	11.0	5.0	15.0	0.8	C33U1222-60****
0.0010	10.5	9.0	4.0	7.5	0.6	C33U1102-30****	0.0027	17.5	11.0	5.0	15.0	0.8	C33U1272-60****
0.0012	10.5	9.0	4.0	7.5	0.6	C33U1122-30****	0.0033	17.5	11.0	5.0	15.0	0.8	C33U1332-60****
0.0015	10.5	9.0	4.0	7.5	0.6	C33U1152-30****	0.0039	17.5	11.0	5.0	15.0	0.8	C33U1392-60****
0.0018	10.5	11.0	5.0	7.5	0.6	C33U1182-30****	0.0047	17.5	11.0	5.0	15.0	0.8	C33U1472-60****
0.0022	10.5	11.0	5.0	7.5	0.6	C33U1222-30****	0.0056	17.5	11.0	5.0	15.0	0.8	C33U1562-60****
0.0027	10.5	11.0	5.0	7.5	0.6	C33U1272-30****	0.0068	17.5	11.0	5.0	15.0	0.8	C33U1682-60****
0.0033	10.5	12.0	6.0	7.5	0.6	C33U1332-30****	0.0082	17.5	12.0	6.0	15.0	0.8	C33U1822-60****
0.0036	10.5	12.0	6.0	7.5	0.6	C33U1362-30****	0.010	17.5	12.0	6.0	15.0	0.8	C33U1103-60****
0.0039	10.5	12.0	6.0	7.5	0.6	C33U1392-30****	0.012	17.5	12.0	6.0	15.0	0.8	C33U1123-60****
0.0047	10.5	12.0	6.0	7.5	0.6	C33U1472-30****	0.015	17.5	13.5	7.5	15.0	0.8	C33U1153-60****
0.00056	13.0	9.0	4.0	10.0	0.6	C33U1561-40****	0.018	17.5	13.5	7.5	15.0	0.8	C33U1183-60****
0.00062	13.0	9.0	4.0	10.0	0.6	C33U1621-40****	0.022	17.5	14.5	8.5	15.0	0.8	C33U1223-60****
0.00068	13.0	9.0	4.0	10.0	0.6	C33U1681-40****	0.027	17.5	16.0	10.0	15.0	0.8	C33U1273-60****
0.00082	13.0	9.0	4.0	10.0	0.6	C33U1821-40****	0.033	17.5	16.0	10.0	15.0	0.8	C33U1333-60****
0.0010	13.0	9.0	4.0	10.0	0.6	C33U1102-40****	0.039	17.5	19.0	11.0	15.0	0.8	C33U1393-60****
0.0011	13.0	9.0	4.0	10.0	0.6	C33U1112-40****	0.047	17.5	19.0	11.0	15.0	0.8	C33U1473-60****
0.0012	13.0	9.0	4.0	10.0	0.6	C33U1122-40****	0.015	26.5	15.0	6.0	22.5	0.8	C33U1153-90****
0.0013	13.0	9.0	4.0	10.0	0.6	C33U1132-40****	0.018	26.5	15.0	6.0	22.5	0.8	C33U1183-90****
0.0015	13.0	9.0	4.0	10.0	0.6	C33U1152-40****	0.022	26.5	15.0	6.0	22.5	0.8	C33U1223-90****
0.0017	13.0	9.0	4.0	10.0	0.6	C33U1172-40****	0.027	26.5	16.0	7.0	22.5	0.8	C33U1273-90****
0.0018	13.0	9.0	4.0	10.0	0.6	C33U1182-40****	0.033	26.5	16.0	7.0	22.5	0.8	C33U1333-90****
0.0020	13.0	9.0	4.0	10.0	0.6	C33U1202-40****	0.039	26.5	17.0	8.5	22.5	0.8	C33U1393-90****
0.0022	13.0	9.0	4.0	10.0	0.6	C33U1222-40****	0.047	26.5	18.5	10.0	22.5	0.8	C33U1473-90****
0.0027	13.0	9.0	4.0	10.0	0.6	C33U1272-40****	0.056	26.5	18.5	10.0	22.5	0.8	C33U1563-90****
0.0030	13.0	9.0	4.0	10.0	0.6	C33U1302-40****	0.068	26.5	22.0	12.0	22.5	0.8	C33U1683-90****
0.0033	13.0	9.0	4.0	10.0	0.6	C33U1332-40****	0.082	26.5	22.0	12.0	22.5	0.8	C33U1823-90****
0.0036	13.0	11.0	5.0	10.0	0.6	C33U1362-40****	0.10	26.5	22.0	12.0	22.5	0.8	C33U1104-90****
0.0039	13.0	11.0	5.0	10.0	0.6	C33U1392-40****							
0.0047	13.0	11.0	5.0	10.0	0.6	C33U1472-40****							
0.0056	13.0	11.0	5.0	10.0	0.6	C33U1562-40****							
0.0068	13.0	12.0	6.0	10.0	0.6	C33U1682-40****							
0.0082	13.0	12.0	6.0	10.0	0.6	C33U1822-40****							
0.010	13.0	13.0	7.0	10.0	0.6	C33U1103-40****							
0.012	13.0	14.0	8.0	10.0	0.6	C33U1123-40****							


- Note: 1. “-”=capacitance tolerance code, K=±10%,J=±5%, H=±3%  
 2. “\*\*\*\*”=lead form and packing code (refer to table 1)



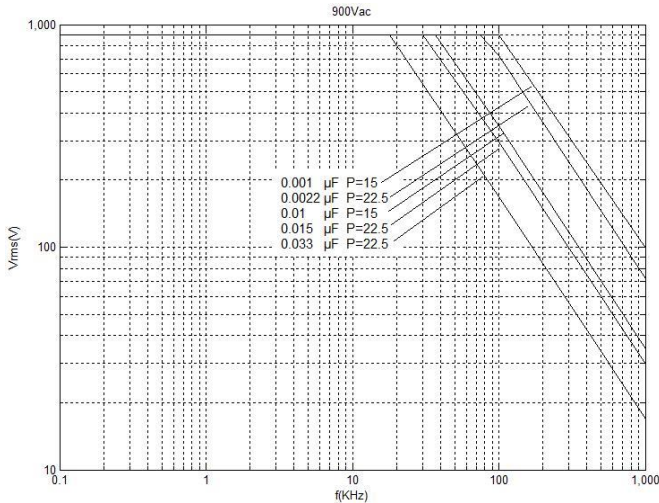
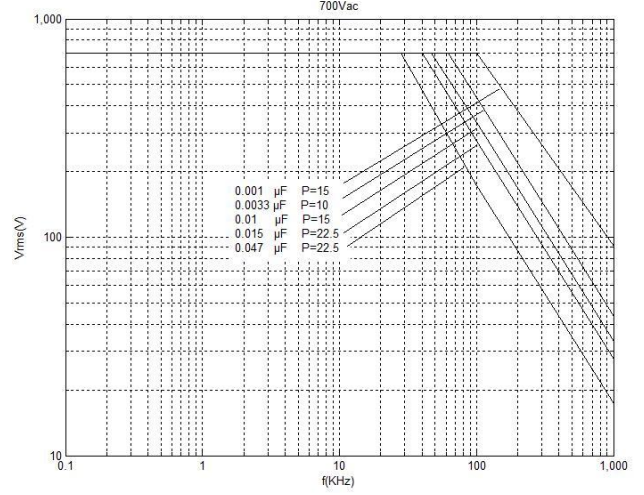
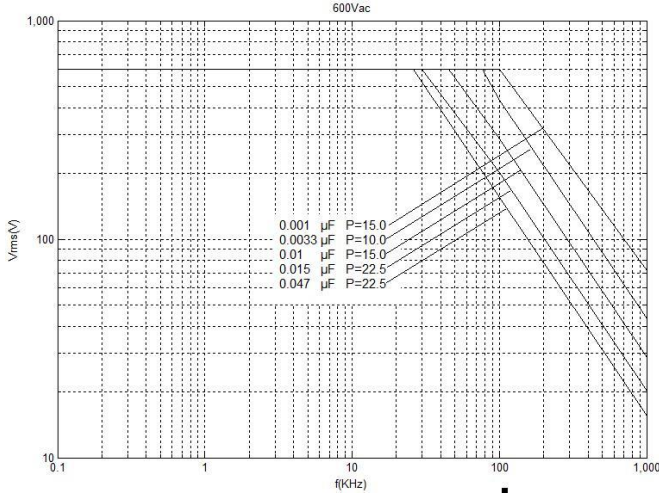
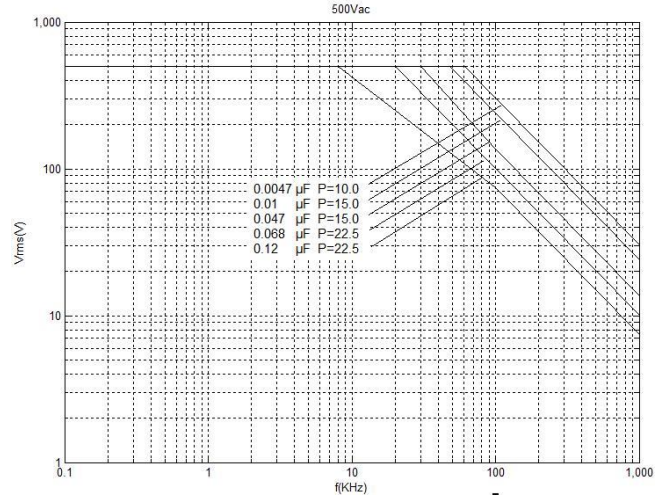
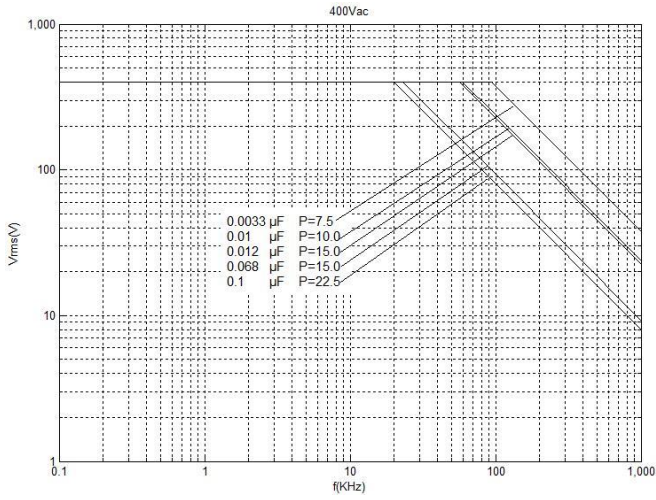
■ Dimensions(mm)

700Vac							900Vac						
C <sub>N</sub> (μF)	W	H	T	P	d	Part number	C <sub>N</sub> (μF)	W	H	T	P	d	Part number
0.00056	13.0	9.0	4.0	10.0	0.6	C33V1561-40****	0.00056	17.5	11.0	5.0	15.0	0.8	C33X1561-60****
0.00062	13.0	9.0	4.0	10.0	0.6	C33V1621-40****	0.00068	17.5	11.0	5.0	15.0	0.8	C33X1681-60****
0.00068	13.0	9.0	4.0	10.0	0.6	C33V1681-40****	0.00082	17.5	11.0	5.0	15.0	0.8	C33X1821-60****
0.00082	13.0	9.0	4.0	10.0	0.6	C33V1821-40****	0.0010	17.5	11.0	5.0	15.0	0.8	C33X1102-60****
0.0010	13.0	9.0	4.0	10.0	0.6	C33V1102-40****	0.0012	17.5	11.0	5.0	15.0	0.8	C33X1122-60****
0.0012	13.0	9.0	4.0	10.0	0.6	C33V1122-40****	0.0015	17.5	11.0	5.0	15.0	0.8	C33X1152-60****
0.0015	13.0	11.0	5.0	10.0	0.6	C33V1152-40****	0.0018	17.5	11.0	5.0	15.0	0.8	C33X1182-60****
0.0018	13.0	11.0	5.0	10.0	0.6	C33V1182-40****	0.0022	17.5	11.0	5.0	15.0	0.8	C33X1222-60****
0.0022	13.0	11.0	5.0	10.0	0.6	C33V1222-40****	0.0027	17.5	11.0	5.0	15.0	0.8	C33X1272-60****
0.0027	13.0	11.0	5.0	10.0	0.6	C33V1272-40****	0.0033	17.5	11.0	5.0	15.0	0.8	C33X1332-60****
0.0033	13.0	12.0	6.0	10.0	0.6	C33V1332-40****	0.0039	17.5	12.0	6.0	15.0	0.8	C33X1392-60****
0.0036	13.0	12.0	6.0	10.0	0.6	C33V1362-40****	0.0047	17.5	12.0	6.0	15.0	0.8	C33X1472-60****
0.0039	13.0	12.0	6.0	10.0	0.6	C33V1392-40****	0.0056	17.5	12.0	6.0	15.0	0.8	C33X1562-60****
0.0047	13.0	13.0	7.0	10.0	0.6	C33V1472-40****	0.0068	17.5	13.5	7.5	15.0	0.8	C33X1682-60****
0.0056	13.0	13.0	7.0	10.0	0.6	C33V1562-40****	0.0082	17.5	13.5	7.5	15.0	0.8	C33X1822-60****
0.0068	13.0	14.0	8.0	10.0	0.6	C33V1682-40****	0.010	17.5	14.5	8.5	15.0	0.8	C33X1103-60****
0.0082	13.0	14.0	8.0	10.0	0.6	C33V1822-40****	0.012	17.5	16.0	10.0	15.0	0.8	C33X1123-60****
0.00056	17.5	11.0	5.0	15.0	0.8	C33V1561-60****	0.015	17.5	16.0	10.0	15.0	0.8	C33X1153-60****
0.00062	17.5	11.0	5.0	15.0	0.8	C33V1621-60****	0.018	17.5	19.0	11.0	15.0	0.8	C33X1183-60****
0.00068	17.5	11.0	5.0	15.0	0.8	C33V1681-60****	0.0022	26.5	15.0	6.0	22.5	0.8	C33X1222-90****
0.00082	17.5	11.0	5.0	15.0	0.8	C33V1821-60****	0.0027	26.5	15.0	6.0	22.5	0.8	C33X1272-90****
0.0010	17.5	11.0	5.0	15.0	0.8	C33V1102-60****	0.0033	26.5	15.0	6.0	22.5	0.8	C33X1332-90****
0.0012	17.5	11.0	5.0	15.0	0.8	C33V1122-60****	0.0039	26.5	15.0	6.0	22.5	0.8	C33X1392-90****
0.0015	17.5	11.0	5.0	15.0	0.8	C33V1152-60****	0.0047	26.5	15.0	6.0	22.5	0.8	C33X1472-90****
0.0018	17.5	11.0	5.0	15.0	0.8	C33V1182-60****	0.0056	26.5	15.0	6.0	22.5	0.8	C33X1562-90****
0.0022	17.5	11.0	5.0	15.0	0.8	C33V1222-60****	0.0068	26.5	15.0	6.0	22.5	0.8	C33X1682-90****
0.0027	17.5	11.0	5.0	15.0	0.8	C33V1272-60****	0.0082	26.5	15.0	6.0	22.5	0.8	C33X1822-90****
0.0033	17.5	11.0	5.0	15.0	0.8	C33V1332-60****	0.010	26.5	16.0	7.0	22.5	0.8	C33X1103-90****
0.0039	17.5	11.0	5.0	15.0	0.8	C33V1392-60****	0.012	26.5	16.0	7.0	22.5	0.8	C33X1123-90****
0.0047	17.5	11.0	5.0	15.0	0.8	C33V1472-60****	0.015	26.5	17.0	8.5	22.5	0.8	C33X1153-90****
0.0056	17.5	12.0	6.0	15.0	0.8	C33V1562-60****	0.018	26.5	18.5	10.0	22.5	0.8	C33X1183-90****
0.0068	17.5	12.0	6.0	15.0	0.8	C33V1682-60****	0.022	26.5	18.5	10.0	22.5	0.8	C33X1223-90****
0.0082	17.5	13.5	7.5	15.0	0.8	C33V1822-60****	0.027	26.5	22.0	12.0	22.5	0.8	C33X1273-90****
0.010	17.5	13.5	7.5	15.0	0.8	C33V1103-60****	0.033	26.5	22.0	12.0	22.5	0.8	C33X1333-90****
0.012	17.5	14.5	8.5	15.0	0.8	C33V1123-60****							
0.015	17.5	14.5	8.5	15.0	0.8	C33V1153-60****							
0.018	17.5	16.0	10.0	15.0	0.8	C33V1183-60****							
0.022	17.5	19.0	11.0	15.0	0.8	C33V1223-60****							
0.0068	26.5	15.0	6.0	22.5	0.8	C33V1682-90****							
0.0082	26.5	15.0	6.0	22.5	0.8	C33V1822-90****							
0.010	26.5	15.0	6.0	22.5	0.8	C33V1103-90****							
0.012	26.5	15.0	6.0	22.5	0.8	C33V1123-90****							
0.015	26.5	15.0	6.0	22.5	0.8	C33V1153-90****							
0.018	26.5	16.0	7.0	22.5	0.8	C33V1183-90****							
0.022	26.5	17.0	8.5	22.5	0.8	C33V1223-90****							
0.027	26.5	17.0	8.5	22.5	0.8	C33V1273-90****							
0.033	26.5	18.5	10.0	22.5	0.8	C33V1333-90****							
0.039	26.5	18.5	10.0	22.5	0.8	C33V1393-90****							
0.047	26.5	22.0	12.0	22.5	0.8	C33V1473-90****							
0.056	26.5	22.0	12.0	22.5	0.8	C33V1563-90****							

- Note: 1. “-”=capacitance tolerance code, K=±10%,J=±5%, H=±3%  
 2. “\*\*\*\*”=lead form and packing code (refer to table 1)

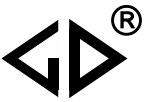


■ Max voltage(Vr.m.s)versus frequency

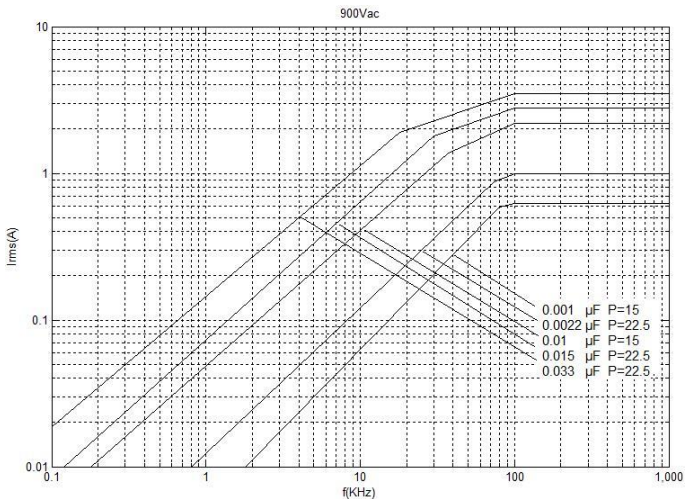
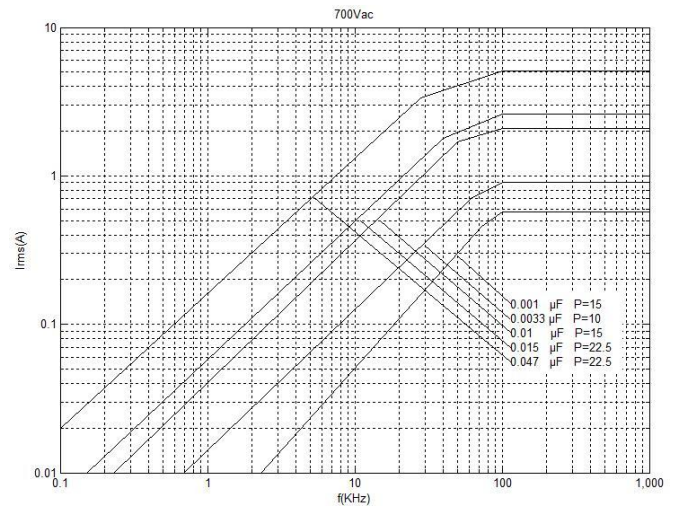
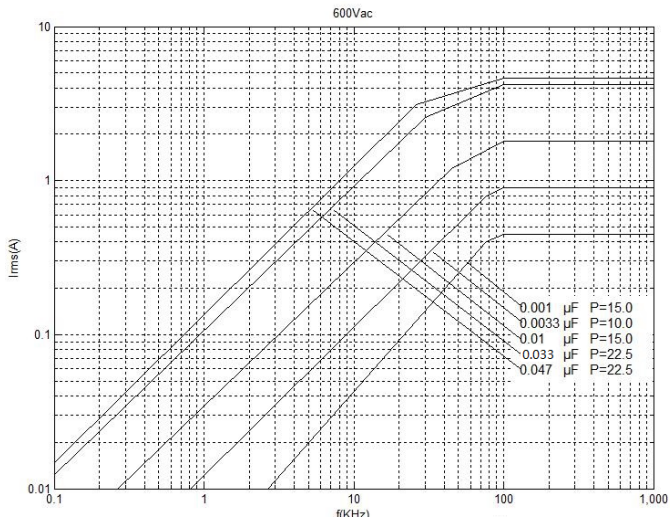
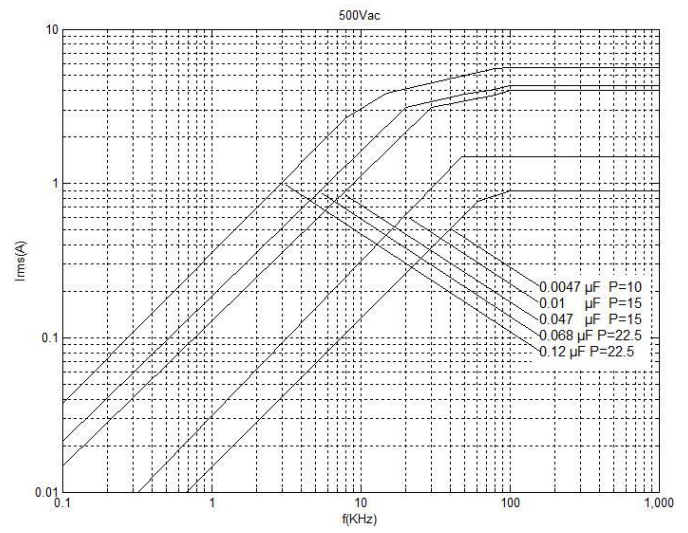
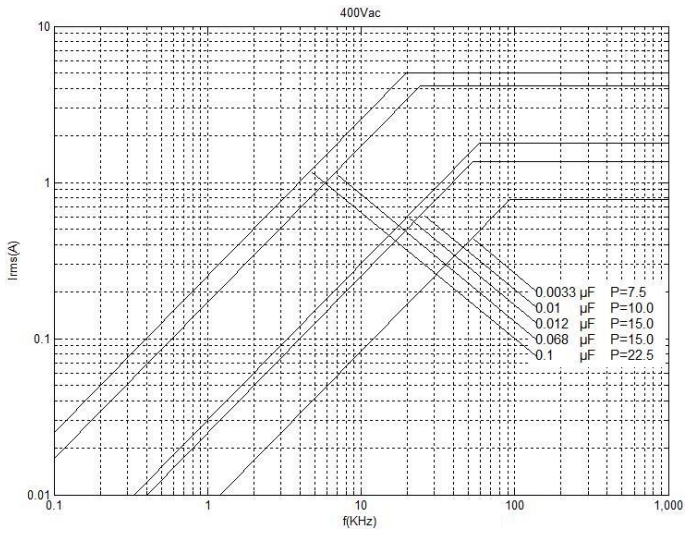


Note: sinusoidal wave-form, environment temperature  $\leq 85^{\circ}\text{C}$ , internal temperature rise  $\Delta T=10^{\circ}\text{C}$ , p (pitch) in mm..





■ Max current(Ir.m.s)versus frequency

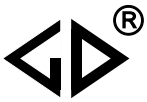


Note: sinusoidal wave-form, environment temperature  $\leq 85^{\circ}\text{C}$ , internal temperature rise  $\Delta T=10^{\circ}\text{C}$ , p (pitch) in mm.



**■ Test Method And Performance**

No.	Item	Performance	Test method(IEC 60384-17)
1	Solderability	Good quality of tinning	Solder temperature: 245°C ±5°C Immersion time: 2.0s±0.5s
2	Initial measurement	Capacitance Tgδ: 1kHz, C>1.0μF 10kHz, C≤1.0μF	
	Terminal strength (straight lead)	There shall be no visible damage	Tense: 0.50<d≤0.80, 10N 0.80<d≤1.25, 20N Bend: 0.50<d≤0.80, 5N 0.80<d≤1.25, 10N The terminals shall be bent 2 times in each direction
	Resistance to solder heat	There shall be no visible damage, legible marking	Solder temperature:260°C±5°C Immersion time: 10s±1s
	Final measurement	ΔC/C ≤±3%(relative to the initial value) Increase of tgδ: ≤0.004 (10kHz,C≤1.0μF) ≤0.004 (1kHz, C>1.0μF)	
3	Initial measurement	Capacitance Tgδ: 1kHz, C>1.0μF 10kHz, C≤1.0μF	
	Rapid change of temperature	There shall be no evidence of deterioration.	θ <sub>A</sub> =-55°C, θ <sub>B</sub> =+125°C 5 cycles Duration: t=30min
	Vibration(straight lead)	There shall be no evidence of deterioration.	Amplitude 0.75mm or acceleration 98m/s <sup>2</sup> (whichever is the smaller severity), f: 10Hz to 500Hz.Three directions, 2h for each direction, total 6h.
	Bump(straight lead)	There shall be no evidence of deterioration.	4 000 times, Acceleration: 390m/s <sup>2</sup> ,Pulse duration, 6ms
	Final measurement	There shall be no visible damage ΔC/C ≤±3%(relative to the initial value) Increase of tgδ: ≤0.004 (10kHz,C≤1.0μF) ≤0.004 (1kHz, C>1.0μF)	
4	climate sequence	Initial measurement	Capacitance Tgδ: 1kHz, C>1.0μF 10kHz, C≤1.0μF
		Dry heat	+125°C, 16h
		Damp heat,Cyclic	Test Db, Severity: b, the first cycle
		Cold	-55°C, 2h
		Low air pressure	There shall be no permanent breakdown, flashover or other harmful deformation when applying U <sub>R</sub> at the last 1 minute. 15°C~35°C, 8.5kPa, 1h
		Damp heat, cyclic other	Applying U <sub>R</sub> for 1 minute after 15 minutes the test finished . Test Db, Severity b, the other cycles,



No.	Item		Performance	Test method(IEC 60384-17)
4	climate sequence (continue)	Final measurement	There shall be no visible damage, legible marking $\Delta C/C \leq \pm 5\%$ (relative to the initial value) Increase of $\text{tg}\delta$ : $\leq 0.005$ (10kHz, $C \leq 1.0\mu\text{F}$ ) $\leq 0.005$ (1kHz, $C > 1.0\mu\text{F}$ ) I.R.: $\geq 50\%$ of the rated value	
5	Damp heat steady state		There shall be no visible damage, legible marking $\Delta C/C \leq \pm 5\%$ (relative to the initial value) Increase of $\text{tg}\delta$ : $\leq 0.002$ (1kHz) I.R.: $\geq 50\%$ of the rated value IR: $\geq 50\%$ of the rated value	Temperature: $40^\circ\text{C} \pm 2^\circ\text{C}$ Humidity: $93 \pm 3\%$ RH Duration: 56 days
6	Endurance		There shall be no visible damage, legible marking $\Delta C/C \leq \pm 5\%$ (relative to the initial value) Increase of $\text{tg}\delta$ : $\leq 0.0015$ (10kHz, $C \leq 1.0\mu\text{F}$ ) $\leq 0.0015$ (1kHz, $C > 1.0\mu\text{F}$ ) I.R.: $\geq 50\%$ of the rated value	$105^\circ\text{C}$ , 2 000h, $1.25 \times U_C$ at 50Hz, $U_C = U_R$ or $125^\circ\text{C}$ , 2000h, $1.25 \times U_C$ at 50Hz, $U_C = 0.75U_R$
7	Charging and discharging		$\Delta C/C \leq \pm 5\%$ (relative to the initial value) Increase of $\text{tg}\delta$ : $\leq 0.005$ (10kHz, $C \leq 1.0\mu\text{F}$ ) $\leq 0.005$ (1kHz, $C > 1.0\mu\text{F}$ ) I.R.: $\geq 50\%$ of the rated value	Times: 10 000 Duration of charging: 0.5s Duration of discharging: 0.5s Charging voltage: rated voltage $U_R$ Charging resistance: $220/C_N(\Omega)$ Discharging resistance: $U_R \div C_N = dv/dt(\Omega)$ $C_N$ : rated capacitance ( $\mu\text{F}$ ) dv/dt value: see dimensions table

■ Quality ensuring test (before shipment):

Inspection item (each batch)	Inspection level (GB 2828)	
	IL	AQL
Appearance inspection	II	1.5%
Dimensions		
Capacitance	II	0.65%
Tangent of the loss angle		
Dielectric strength		
Insulation resistance		
Solderability	S-3	2.5%

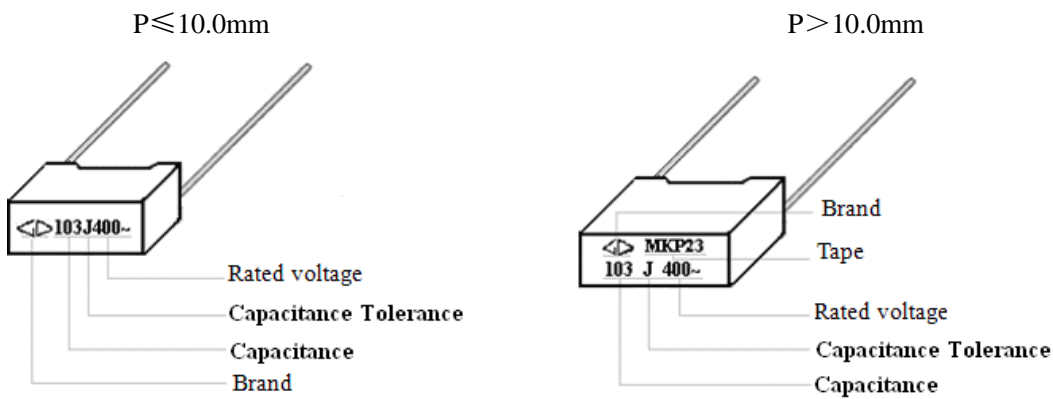
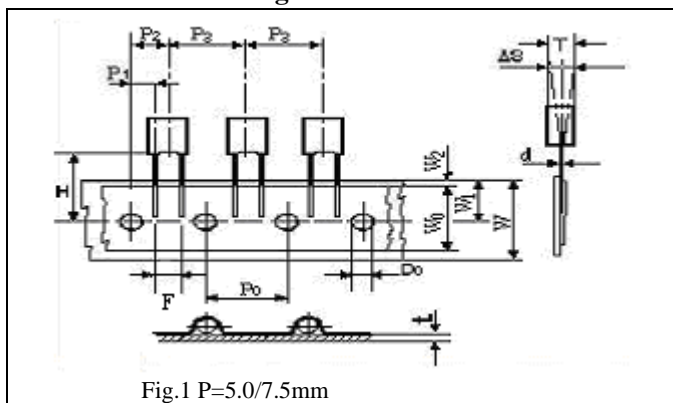
**■ Marking (example):**

**■ Taping specification for box-type capacitors**
**▲ Outline Drawing**


Fig.1 P=5.0/7.5mm

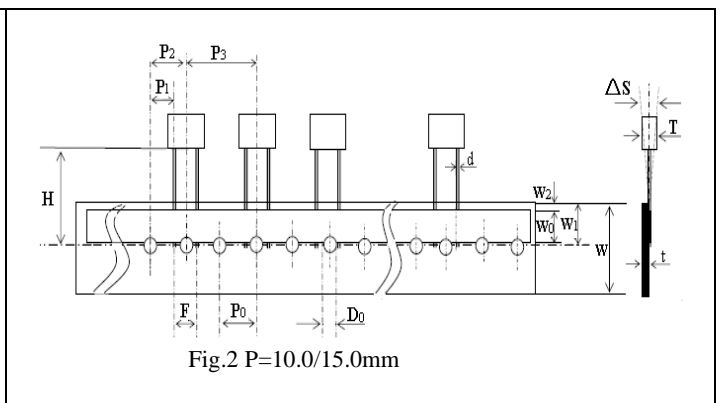


Fig.2 P=10.0/15.0mm

**▲ Taping Dimensions(mm)**

Technology index title	Code	Dimensions				Tolerance
		P=5.0	P=7.5	P=10.0	P=15.0	
Taping type	—	Fig 1	Fig 1	Fig2	Fig 2	—
Part number Digit12-15	Ammo-pack	A201	A301	A405	A605	
Taping pitch	P <sub>3</sub>	12.7	12.7	25.4	25.4	±1.0
Feed hole pitch	P <sub>0</sub>	12.7	12.7	12.7	12.7	±0.3
Center of wire	P <sub>1</sub>	3.85	2.6	7.7	5.2	±0.7
Center of body	P <sub>2</sub>	6.35	6.35	12.7	12.7	±1.3
Pitch of taping wire	F**	5.0	7.5	10.0	15.0	+0.6 -0.1
Component alignment	ΔS	0	0	0	0	±2.0
Height of component from tape center	H***	18.5	18.5	18.5	18.5	±0.5
Carrier tape width	W	18.0	18.0	18.0	18.0	+1.0 -0.5
Hold down tape width	W <sub>0</sub>	6min	10min	10min	10min	—
Hole position	W <sub>1</sub>	9.0	9.0	9.0	9.0	±0.5
Hold down tape position	W <sub>2</sub>	3max	3max	3max	3max	—
Feed hole dia.	D <sub>0</sub>	4.0	4.0	4.0	4.0	±0.2
Tape thickness	t	0.7	0.7	0.7	0.7	±0.2

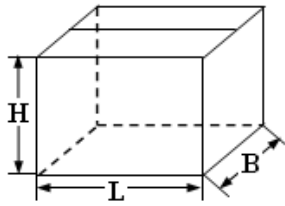
**Note:** \* P<sub>0</sub>=15mm is also available;

\*\*F can be other lead spacing;

\*\*\*H=16.5mm is available;

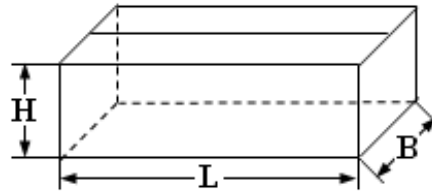
■ Packing box sizes(mm)(example)

1. Out packing box for bulk



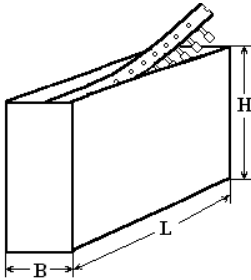
L:375±5  
B:375±5  
H:265±5

2. Inner packing box for bulk



L:355±3  
B:175±3  
H:118±3

3. Box sizes for Ammo-pack



L: 350 ± 3  
B: 50 ± 3  
H: 260 ± 3

## X-ON Electronics

Largest Supplier of Electrical and Electronic Components

*Click to view similar products for [Film Capacitors](#) category:*

*Click to view products by [FARATRONIC](#) manufacturer:*

Other Similar products are found below :

[703-6G](#) [82DC4100CK60J](#) [82EC1100DQ50K](#) [MMWAF150KME](#) [PCY2130F30153](#) [QXJ2E474KTPT](#) [QXL2B333KTPT](#) [QXM2G104K](#)  
[DPM16S56K-1F](#) [EEC2G505HQA406](#) [B32234-.033@250V-K](#) [B81133-C1104-M3](#) [MTC355L1](#) [217-0716-001](#) [PA225L30](#) [CB182K0184J--](#)  
[KP1830-247/061-G](#) [274ACF4400WA0J](#) [274ACF5150WA0J](#) [SCD105K122A3-22](#) [SCD205K122A3-24](#) [PCX2339F65224](#) [PCX2339F65334](#)  
[2222 368 55105](#) [2222 370 21683](#) [QXL2E473KTPT](#) [445450-1](#) [MKT182022263473](#) [WMC08P22](#) [46KN410000N1K](#) [46KR368050M1M](#) [ECQ-](#)  
[W4223KZ](#) [EEC2G805HQA415](#) [PA103L30](#) [82DC4100AA60K](#) [82EC2150DQ50K](#) [VEA105K50](#) [82IC2150DQ50J](#) [82EC2220DQ50J](#)  
[MTC55L4](#) [MTC56L4](#) [PA104L30](#) [PA224L30](#) [82DC3220AA60J](#) [82EC4100DQ70J](#) [WYP-104M](#) [82CC4220AA70J](#) [82EC3100Z370J](#)  
[B32656S8105K566](#) [EEC2G105HQA401](#)