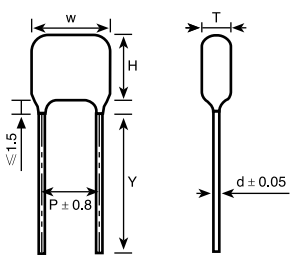
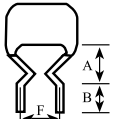
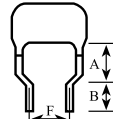
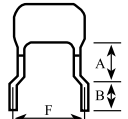
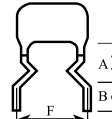


## 金属化聚丙烯膜电容器 (浸渍型) Metallized polypropylene film capacitor(Dipped)

### ■ 外形图 Outline Drawing

	Forming Lead Shapes			
	I	II	III	IV
				
	P > F		P < F	
	0mm < P-F < 3mm	3mm < P-F < 8mm	3mm < F-P < 5mm	0mm < F-P < 3mm
	F ± 0.8mm; A < 5.0mm; B=4.5 ± 0.5mm			

### ■ 特点

- 金属化聚丙烯膜
- 良好的电性能
- 阻燃环氧粉末包封 (UL94/V-0)

### ■ 主要用途

- 用于开关电源、电子镇流器和变频器等中间电路直流滤波 (如: DC-Link、PFC等)

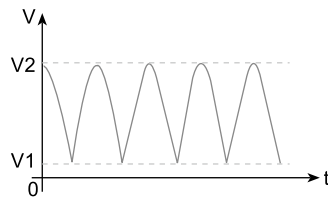
### ■ Features

- Metallized polypropylene film
- Excellent electric property
- Flame retardant epoxy resin powder coating (UL94/V-0)

### ■ Typical Application

- As intermediate circuit capacitors for SMPS, electronic ballast, inverter (i.e. DC-link, DC-filter and P.F.C)

a : The series product is only recommended to use in DC-filter or DC-blocking circuits. It means the voltage applied to the capacitors must be unidirectional ripple voltage. The typical voltage curve is as follows reference. If you have any questions for this note, please feel free to contact with our technical engineer.



$$\text{Here: } V_1 \geq 0, V_2 \leq U_R, V_{rms} = (V_2 - V_1) \div \sqrt{2}, I_{rms} = 2\pi f \times C \times (V_2 - V_1) \div \sqrt{2}$$

$U_R$  is the rated voltage of the capacitor

### ■ 技术要求 Specifications

引用标准 Reference Standard	GB/T 10190(IEC 60384-16)								
气候类别 Climatic Category	40/105/56								
额定温度 Rated Temperature	85℃								
工作温度范围 Operating Temperature Range	-40℃ ~105℃ (+85℃ to +105℃: decreasing factor 1.25% per °C for $U_R$ )								
额定电压 Rated Voltage	450Vdc, 520Vdc, 630Vdc								
电容量范围 Capacitance Range	0.027μF ~ 18.0μF								
电容量偏差 Capacitance Tolerance	± 5%(J), ± 10%(K), ± 20%(M)								
耐电压 Voltage Proof	1.6 $U_R$ (5s)								
损耗角正切 Dissipation Factor	≤ 10 × 10 <sup>-4</sup> (1kHz, 20℃)								
绝缘电阻 Insulation Resistance	R ≥ 100 000MΩ, $C_N$ ≤ 0.33μF RC <sub>N</sub> ≥ 30 000s, $C_N$ > 0.33μF (20℃, 100V, 1min)								
最大脉冲爬升速率 Maximum Pulse Rise Time(dV/dt): 若实际工作电压 U 比额定电压 $U_R$ 低, 电容器可工作在更高的 dV/dt 场合, 这样 dv/dt 允许值应为右表值乘以 $U_R/U$ 。 If the working voltage(U) is lower than the rated voltage( $U_R$ ), the capacitor can be worked at a higher dV/dt. In this case, the maximum allowed dV/dt is obtain by multiplying the right value with $U_R/U$ .	$U_R(V)$	dV/dt(V/μs) —Miniature version				dV/dt(V/μs)			
		P=10.0	P=15.0	P=22.5	P=27.5	P=10.0	P=15.0	P=22.5	P=27.5
	450	100	65	35	20	300	200	100	80
	520	120	80	60	40	350	220	150	100
630	200	160	70	50	400	300	180	120	



C37

产品编码说明 Part number system

■ 18位产品代码如下：

The 18 digits part number is formed as follow:

1	2	3	4	5	6	7	8	9	10	11	12	13	14	15	16	17	18
C	3	7															

第1~3位	型号代码 C37	Digit 1 to 3	Series code C37
第4~5位	直流额定电压 2S=450V 2T=520V 2J=630V	Digit 4 to 5	DC rated voltage 2S=450V 2T=520V 2J=630V
第6~8位	标称容量 举例：103=10 × 10 <sup>3</sup> pF=0.01μF	Digit 6 to 8	Rated capacitance value For example: 103=10 × 10 <sup>3</sup> pF=0.01μF
第9位	容量偏差 J= ± 5%, K= ± 10%, M= ± 20%	Digit 9	Capacitance tolerance J= ± 5%, K= ± 10%, M= ± 20%
第10位	引线脚距P 4=10.0mm 6=15.0mm 9=22.5mm B=27.5mm	Digit 10	Pitch 4=10.0mm 6=15.0mm 9=22.5mm B=27.5mm
第11位	内部特征码	Digit 11	Internal use
第12~15位	引线加工和包装代码	Digit 12 to 15	Lead form and packaging code
第16~18位	内部特征码	Digit 16 to 18	Internal use

■ Table 1 引线加工和包装代码 lead form and packaging code

第 12 位 Digit 12		第 13 位 Digit 13		第 14 位 Digit 14		第 15 位 Digit 15	
代码 Code	说明 explanation	代码 Code	说明 explanation	代码 Code	说明 explanation	代码 Code	说明 explanation
A	弹带包装 ammo-pack	2	F=5.0mm	1	表示弯脚 kinked	A	产品在连续的两个载带孔之间 each cap. between two consecutive holes P3=12.7mm,H=20.0mm (For pitch=7.5mm)
		3	F=7.5mm			E	P3=25.4mm;H=20.0mm (For pitch=10.0/15.0mm)
		4	F=10.0mm				(Detail parameter refer to pag 18)
		6	F=15.0mm				
F	引线成型 lead kinked	2	F=5.0mm	0	B=4.5mm (the length of B)	0	B 的长度偏差 ± 0.5mm B Length tolerance ± 0.5mm
		3	F=7.5mm				
		4	F=10.0mm				
		6	F=15.0mm				
Y	直脚 straight lead “Y” in the figure above	代码 Code	说明 explanation			0	引线长度偏差 ± 0.5mm Length tolerance ± 0.5mm
		45	引线长度 4.5mm lead length 4.5mm				

第 12-15 位代码为 “C000” 表示标准的引线长度 ( 20mm ~ 30mm )  
Digit 12-15 code “C000” means standard lead length ( 20mm ~ 30mm )





# C37

## ■ 外形尺寸 Dimensions ( mm )

450Vdc							450Vdc							520Vdc						
C <sub>N</sub> (μF)	W max	H max	T max	P	d	Part number	C <sub>N</sub> (μF)	W max	H max	T max	P	d	Part number	C <sub>N</sub> (μF)	W max	H max	T max	P	d	Part number
0.047	12.5	7.7	4.1	10.0	0.6	C372S473-40****++	1.8	25.5	19.1	10.6	22.5	0.8	C372S185-90****++	0.039	12.5	7.8	4.1	10.0	0.6	C372T393-40****++
0.056	12.5	7.9	4.3	10.0	0.6	C372S563-40****++	2.2	25.5	20.2	11.7	22.5	0.8	C372S225-90****++	0.047	12.5	8.0	4.4	10.0	0.6	C372T473-40****++
0.068	12.5	8.8	4.4	10.0	0.6	C372S683-40****++	2.7	25.5	21.5	12.9	22.5	0.8	C372S275-90****++	0.056	12.5	8.8	4.4	10.0	0.6	C372T563-40****++
0.082	12.5	9.1	4.7	10.0	0.6	C372S823-40****++	0.68	30.7	13.5	6.0	27.5	0.6	C372S684-B0****++	0.068	12.5	9.2	4.7	10.0	0.6	C372T683-40****++
0.10	12.5	9.5	5.3	10.0	0.6	C372S104-40****++	0.82	30.7	14.0	6.6	27.5	0.6	C372S824-B0****++	0.082	12.5	9.5	5.1	10.0	0.6	C372T823-40****++
0.12	12.5	10.4	5.5	10.0	0.6	C372S124-40****++	1.0	30.7	14.7	7.7	27.5	0.6	C372S105-B0****++	0.1	12.5	10.5	5.6	10.0	0.6	C372T104-40****++
0.15	12.5	10.9	6.0	10.0	0.6	C372S154-40****++	1.2	30.7	16.4	7.8	27.5	0.8	C372S125-B0****++	0.12	12.5	10.9	6.0	10.0	0.6	C372T124-40****++
0.18	12.5	11.4	6.4	10.0	0.6	C372S184-40****++	1.5	30.7	17.2	8.7	27.5	0.8	C372S155-B0****++	0.15	12.5	11.5	6.6	10.0	0.6	C372T154-40****++
0.15	17.8	9.7	5.1	15.0	0.6	C372S154-60****++	1.8	30.7	18.0	9.4	27.5	0.8	C372S185-B0****++	0.18	12.5	12.0	7.1	10.0	0.6	C372T184-40****++
0.18	17.8	10.6	5.2	15.0	0.6	C372S184-60****++	2.2	30.7	20.0	9.8	27.5	0.8	C372S225-B0****++	0.10	17.8	9.4	4.8	15.0	0.6	C372T104-60****++
0.22	17.8	11.0	5.6	15.0	0.6	C372S224-60****++	2.7	30.7	23.2	9.9	27.5	0.8	C372S275-B0****++	0.12	17.8	9.7	5.1	15.0	0.6	C372T124-60****++
0.27	17.8	11.5	6.0	15.0	0.6	C372S274-60****++	3.3	30.7	24.3	11.0	27.5	0.8	C372S335-B0****++	0.15	17.8	10.1	5.5	15.0	0.6	C372T154-60****++
0.33	17.8	12.0	6.6	15.0	0.6	C372S334-60****++	3.9	30.7	25.3	12.0	27.5	0.8	C372S395-B0****++	0.18	17.8	10.5	5.9	15.0	0.6	C372T184-60****++
0.39	17.8	12.5	7.1	15.0	0.6	C372S394-60****++	4.7	30.7	26.6	13.3	27.5	0.8	C372S475-B0****++	0.22	17.8	11.0	6.4	15.0	0.6	C372T224-60****++
0.47	17.8	14.6	7.1	15.0	0.6	C372S474-60****++	5.6	30.7	28.0	14.7	27.5	0.8	C372S565-B0****++	0.27	17.8	12.1	6.6	15.0	0.6	C372T274-60****++
0.56	17.8	15.2	7.7	15.0	0.8	C372S564-60****++	6.8	30.7	29.6	16.4	27.5	0.8	C372S685-B0****++	0.33	17.8	12.6	7.2	15.0	0.6	C372T334-60****++
0.68	17.8	15.9	8.5	15.0	0.8	C372S684-60****++	8.2	30.7	31.4	18.2	27.5	0.8	C372S825-B0****++	0.39	17.8	14.7	7.2	15.0	0.6	C372T394-60****++
0.82	17.8	16.8	9.3	15.0	0.8	C372S824-60****++	10.0	30.7	33.5	20.3	27.5	0.8	C372S106-B0****++	0.47	17.8	15.4	7.9	15.0	0.8	C372T474-60****++
1.0	17.8	17.7	10.7	15.0	0.8	C372S105-60****++								0.56	17.8	16.1	8.6	15.0	0.8	C372T564-60****++
1.2	17.8	18.7	11.7	15.0	0.8	C372S125-60****++								0.68	17.8	16.9	9.4	15.0	0.8	C372T684-60****++
0.27	25.5	10.4	5.0	22.5	0.6	C372S274-90****++								0.82	17.8	17.8	10.3	15.0	0.8	C372T824-60****++
0.33	25.5	10.8	5.4	22.5	0.6	C372S334-90****++								1.0	17.8	18.9	11.9	15.0	0.8	C372T105-60****++
0.39	25.5	11.2	5.7	22.5	0.6	C372S394-90****++								0.33	25.5	11.3	5.9	22.5	0.6	C372T334-90****++
0.47	25.5	11.6	6.2	22.5	0.6	C372S474-90****++								0.39	25.5	11.7	6.3	22.5	0.6	C372T394-90****++
0.56	25.5	13.6	6.2	22.5	0.6	C372S564-90****++								0.47	25.5	13.8	6.3	22.5	0.6	C372T474-90****++
0.68	25.5	14.2	6.7	22.5	0.6	C372S684-90****++								0.56	25.5	14.3	6.8	22.5	0.6	C372T564-90****++
0.82	25.5	15.9	6.8	22.5	0.6	C372S824-90****++								0.68	25.5	16.0	6.9	22.5	0.6	C372T684-90****++
1.0	25.5	16.5	8.0	22.5	0.8	C372S105-90****++								0.82	25.5	16.6	7.6	22.5	0.8	C372T824-90****++
1.2	25.5	17.3	8.7	22.5	0.8	C372S125-90****++								1.0	25.5	17.4	8.9	22.5	0.8	C372T105-90****++
1.5	25.5	18.2	9.7	22.5	0.8	C372S155-90****++								1.2	25.5	18.2	9.7	22.5	0.8	C372T125-90****++

Note: 1. “-” 表示容量偏差。 “-” =capacitance tolerance code, M= ±20%,K= ±10%,J= ±5%,  
 2. “\*\*\*\*” 表示引线加工和包装代码 ( 见table 1 ) 。“\*\*\*\*” =lead form and packing code ( refer to table 1 ) .

## ■ 外形尺寸 Dimensions ( mm )

520Vdc							630Vdc							630Vdc							
C <sub>N</sub> ( $\mu$ F)	W max	H max	T max	P	d	Part number	C <sub>N</sub> ( $\mu$ F)	W max	H max	T max	P	d	Part number	C <sub>N</sub> ( $\mu$ F)	W max	H max	T max	P	d	Part number	
1.5	25.5	20.3	10.2	22.5	0.8	C372T155-90****+++	0.027	12.5	7.8	4.2	10.0	0.6	C372J273-40****+++	0.56	25.5	16.7	7.6	22.5	0.8	C372J564-90****+++	
1.8	25.5	21.3	11.2	22.5	0.8	C372T185-90****+++	0.033	12.5	8.1	4.5	10.0	0.6	C372J333-40****+++	0.68	25.5	17.4	8.3	22.5	0.8	C372J684-90****+++	
2.2	25.5	22.5	12.4	22.5	0.8	C372T225-90****+++	0.039	12.5	8.9	4.5	10.0	0.6	C372J393-40****+++	0.82	25.5	18.2	9.2	22.5	0.8	C372J824-90****+++	
0.47	30.7	11.6	6.2	27.5	0.6	C372T474-B0****+++	0.047	12.5	9.2	4.8	10.0	0.6	C372J473-40****+++	1.0	25.5	19.2	10.6	22.5	0.8	C372J105-90****+++	
0.56	30.7	12.1	6.6	27.5	0.6	C372T564-B0****+++	0.056	12.5	9.6	5.1	10.0	0.6	C372J563-40****+++	1.2	25.5	20.2	11.6	22.5	0.8	C372J125-90****+++	
0.68	30.7	12.6	7.2	27.5	0.6	C372T684-B0****+++	0.068	12.5	10.5	5.3	10.0	0.6	C372J683-40****+++	1.5	25.5	22.5	12.4	22.5	0.8	C372J155-90****+++	
0.82	30.7	13.8	7.8	27.5	0.8	C372T824-B0****+++	0.082	12.5	10.9	5.7	10.0	0.6	C372J823-40****+++	1.8	25.5	23.7	13.6	22.5	0.8	C372J185-90****+++	
1.0	30.7	14.5	9.1	27.5	0.8	C372T105-B0****+++	0.10	12.5	11.4	6.5	10.0	0.6	C372J104-40****+++	2.2	25.5	25.2	15.1	22.5	0.8	C372J225-90****+++	
1.2	30.7	16.2	9.2	27.5	0.8	C372T125-B0****+++	0.12	12.5	12.0	7.0	10.0	0.6	C372J124-40****+++	0.27	30.7	11.2	5.8	27.5	0.6	C372J274-B0****+++	
1.5	30.7	17.2	10.2	27.5	0.8	C372T155-B0****+++	0.15	12.5	12.7	7.8	10.0	0.6	C372J154-40****+++	0.33	30.7	11.7	6.3	27.5	0.6	C372J334-B0****+++	
1.8	30.7	19.0	10.5	27.5	0.8	C372T185-B0****+++	0.068	17.8	9.4	4.5	15.0	0.6	C372J683-60****+++	0.39	30.7	12.1	6.7	27.5	0.6	C372J394-B0****+++	
2.2	30.7	21.1	11.0	27.5	0.8	C372T225-B0****+++	0.082	17.8	9.7	4.8	15.0	0.6	C372J823-60****+++	0.47	30.7	12.7	7.3	27.5	0.6	C372J474-B0****+++	
2.7	30.7	24.4	11.1	27.5	0.8	C372T275-B0****+++	0.10	17.8	10.7	5.3	15.0	0.6	C372J104-60****+++	0.56	30.7	13.8	7.9	27.5	0.8	C372J564-B0****+++	
3.3	30.7	25.6	12.4	27.5	0.8	C372T335-B0****+++	0.12	17.8	11.0	5.6	15.0	0.6	C372J124-60****+++	0.68	30.7	15.5	8.0	27.5	0.8	C372J684-B0****+++	
3.9	30.7	26.8	13.6	27.5	0.8	C372T395-B0****+++	0.15	17.8	11.6	6.1	15.0	0.6	C372J154-60****+++	0.82	30.7	16.2	8.7	27.5	0.8	C372J824-B0****+++	
4.7	30.7	28.3	15.0	27.5	0.8	C372T475-B0****+++	0.18	17.8	12.0	6.6	15.0	0.6	C372J184-60****+++	1.0	30.7	18.0	9.7	27.5	0.8	C372J105-B0****+++	
5.6	30.7	29.8	16.6	27.5	0.8	C372T565-B0****+++	0.22	17.8	14.1	6.7	15.0	0.6	C372J224-60****+++	1.2	30.7	19.9	9.8	27.5	0.8	C372J125-B0****+++	
6.8	30.7	31.7	18.4	27.5	0.8	C372T685-B0****+++	0.27	17.8	14.8	7.3	15.0	0.6	C372J274-60****+++	1.5	30.7	21.1	11.0	27.5	0.8	C372J155-B0****+++	
8.2	30.7	33.7	20.5	27.5	0.8	C372T825-B0****+++	0.33	17.8	15.5	8.0	15.0	0.8	C372J334-60****+++	1.8	30.7	24.2	10.9	27.5	0.8	C372J185-B0****+++	
							0.39	17.8	16.1	8.7	15.0	0.8	C372J394-60****+++	2.2	30.7	25.5	12.2	27.5	0.8	C372J225-B0****+++	
							0.47	17.8	17.0	9.5	15.0	0.8	C372J474-60****+++	2.7	30.7	26.9	13.6	27.5	0.8	C372J275-B0****+++	
							0.56	17.8	17.8	10.3	15.0	0.8	C372J564-60****+++	3.3	30.7	28.5	15.2	27.5	0.8	C372J335-B0****+++	
							0.68	17.8	18.9	11.4	15.0	0.8	C372J684-60****+++	3.9	30.7	29.9	16.7	27.5	0.8	C372J395-B0****+++	
							0.82	17.8	20.9	11.8	15.0	0.8	C372J824-60****+++	4.7	30.7	31.7	18.5	27.5	0.8	C372J475-B0****+++	
							1.0	17.8	22.1	13.6	15.0	0.8	C372J105-60****+++	5.6	30.7	33.6	20.3	27.5	0.8	C372J565-B0****+++	
							0.22	25.5	11.3	5.9	22.5	0.6	C372J224-90****+++								
							0.27	25.5	11.8	6.4	22.5	0.6	C372J274-90****+++								
							0.33	25.5	12.3	6.9	22.5	0.6	C372J334-90****+++								
							0.39	25.5	14.4	6.9	22.5	0.6	C372J394-90****+++								
							0.47	25.5	15.0	7.5	22.5	0.8	C372J474-90****+++								

Note: 1. “-” 表示容量偏差。 “-” =capacitance tolerance code, M=  $\pm 20\%$ , K=  $\pm 10\%$ , J=  $\pm 5\%$ ,

2. “\*\*\*\*” 表示引线加工和包装代码 ( 见table 1 )。 “\*\*\*\*” =lead form and packing code ( refer to table 1 ) .

## X-ON Electronics

Largest Supplier of Electrical and Electronic Components

*Click to view similar products for [Film Capacitors](#) category:*

*Click to view products by [FARATRONIC](#) manufacturer:*

Other Similar products are found below :

[703-6G](#) [82EC1100DQ50K](#) [MMWAF150KME](#) [PCY2130F30153](#) [QXJ2E474KTPT](#) [QXL2B333KTPT](#) [QXM2G104K](#) [DPM16S56K-1F](#)  
[EEC2G505HQA406](#) [B32234-.033@250V-K](#) [B32520C6332K000](#) [B32522C6104K000](#) [B32523Q3155J](#) [B32676E6755K](#) [B81133-C1104-M3](#)  
[MTC355L1](#) [217-0716-001](#) [PA225L30](#) [CB182K0184J--](#) [KP1830-247/061-G](#) [274ACF4400WA0J](#) [SCD105K122A3-22](#) [SCD205K122A3-24](#)  
[A521HP102M400C](#) [F601BL225K063CL60A](#) [PCX2339F65224](#) [PCX2339F65334](#) [2222 368 55105](#) [2222 370 21683](#) [QXL2E473KTPT](#)  
[445450-1](#) [B32524Q6155J](#) [46KI3100JBM1K](#) [MKP 1839-215-633](#) [MKP 1840-447-165](#) [MKP383510063JKP2T0](#) [WMC08P22](#)  
[46KN410000N1K](#) [46KR368050M1M](#) [ECQ-W4223KZ](#) [EEC2G805HQA415](#) [PA103L30](#) [82DC3100DQ50J](#) [82DC4100AA60K](#)  
[82EC2150DQ50K](#) [WMF1D68](#) [PHE841ED6150MR17T0](#) [VEA105K50](#) [82EC2220DQ50J](#) [F850AG102M300C](#)