

RoHS
Compliant



SPECIFICATION FOR APPROVAL

File No.: Q/FRK 0.GS.E.C3D-C13

Product Name DC-Link Capacitor for PCB
Product Type: C3D
Product Code
Customer
Customer Code
Issue Date

Xiamen Faratronic Co. Ltd.			Approved by Customer
Drafted	Checked	Approved	



厦门法拉电子股份有限公司

Xiamen Faratronic Co. Ltd.

地址: 中国厦门市海沧区新园路 99 号

Add: No.99 Xinyuan Road, Haicang District, Xiamen, China

Export business HK office : **Faratronic (HK) Co. Ltd.**

TEL: 0086-592-6208609 6208608 0852-2898 9168
FAX: 0086-592-6208557 0852-2898 9683
Mail: Vivian@faratronic.com.cn hkoffice@faratronic.com.hk
 Donny@faratronic.com.cn kolin@faratronic.com.hk
 james@faratronic.com.cn
Http: www.faratronic.com.cn www.faratronic.com

*.The specification are the property of Xiamen Faratronic Co.Ltd and shall not be copied or used as commercial purposes without permission.

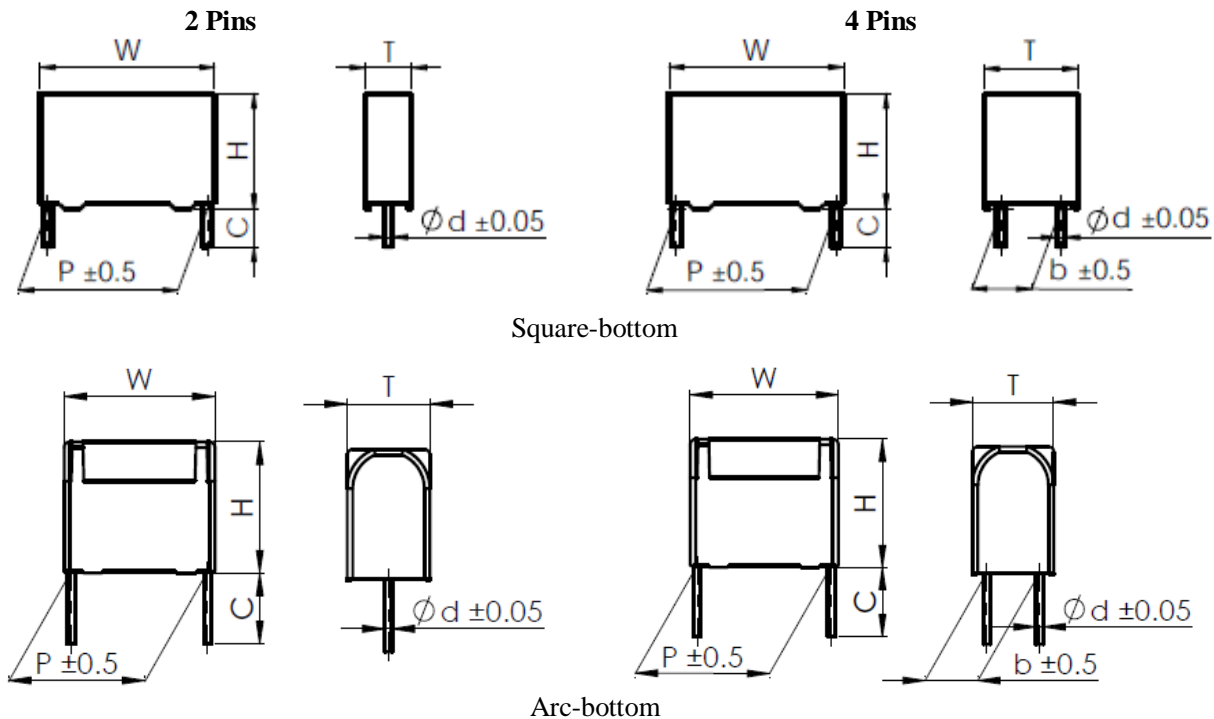


Version history

Current version	Date	Author	Change description

DC-Link Capacitor for PCB

■ Outline Drawing



■ Features

- Metallized polypropylene structure.
- Excellent electric property.
- Plastic case (UL94 V-0), Filled with resin.
- High performance DC filtering applications

(i.e. transducers, Industrial and high-end power supplies and solar inverters)

■ Safety Approvals

●		TUV Rheinland	EN 61071: 2007, EN 61881-1: 2011, 450Vdc ~ 3200Vdc, 0.56μF~220μF, -40/85°C Certificate No.: R 50266108
●		UL	UL 810 (construction only), Max. 5000Vdc, 90°C File No.: E256238, CCN: CZDS2

■ Specifications

Reference Standard	GB/T 17702 (IEC 61071)
Climatic Category	40/85/56
Operating temperature (case)	-40°C~105°C (+85°C to +105°C: decreasing factor 1.35% per °C for $U_{N, 85°C}$)
$U_{N, 85°C}$	500Vdc, 600Vdc, 800Vdc, 900Vdc, 1 000Vdc, 1 100Vdc, 1 200Vdc
Capacitance Tolerance	J (±5%), K (±10%)
Voltage Proof	1.5 U_N (10s)
Insulation Resistance($IR \times C_N$)	≥10 000s (20°C, 100V, 1min)
Self Inductance (L_s)	<1nH per mm of lead spacing
Maximum peak current \hat{I} (A)	$\hat{I} = C \cdot dV/dt$
Expected lifetime	100 000h @ $U_N, \Theta_{hs} = 70°C$



■ Technical data (mm)

U _{N,85°C} : 500Vdc												
C _N (μF)	W ±1.0	H ±1.0	T ±1.0	P ±0.5	b ±0.5	d ±0.05	dV/dt (V/μs)	tanδ×(10 ⁻⁴)		ESR @10kHz (mΩ)	I _{max} (A)	Part number
								1kHz	10kHz			
5.0	32.0	20.0	11.0	27.5	-	0.8	65	10	100	8.5	5.0	C3D2H505+B00+++***
10.0	32.0	24.5	15.0	27.5	-	0.8	65	10	100	7.5	6.5	C3D2H106+B00+++***
22.0	32.0	37.0	22.0	27.5	-	0.8	65	10	100	5.0	10.0	C3D2H226+B00+++***
30.0	42.0	40.0	20.0	37.5	10.2	1.0	30	15	150	8.0	12.5	C3D2H306+F0B+++***
35.0	42.0	36.0	24.0	37.5	10.2	1.0	30	15	150	8.0	13.5	C3D2H356+F0B+++***
40.0	41.5	37.5	27.5	37.5	10.2	1.0	30	15	150	5.0	14.5	C3D2H406+F0B+++***
50.0	41.0	43.0	28.0	37.5	12.7	1.2	30	15	150	4.0	16.0	C3D2H506+F02+++***
50.0	42.0	45.0	30.0	37.5	20.3	1.2	30	15	150	4.0	16.0	C3D2H506+F0A+++***
60.0	42.0	45.0	30.0	37.5	20.3	1.2	30	15	150	3.0	16.5	C3D2H606+F0A+++***
75.0	57.0	43.5	29.5	52.5	12.7	1.2	15	35	350	5.5	16.0	C3D2H756+M02+++***
75.0	57.0	43.5	29.5	52.5	20.3	1.2	15	35	350	5.5	16.0	C3D2H756+M0A+++***
80.0	57.0	43.5	29.5	52.5	20.3	1.2	15	35	350	5.0	16.5	C3D2H806+M0A+++***
100.0	57.0	50.0	35.0	52.5	20.3	1.2	15	35	350	4.0	18.0	C3D2H107+M0A+++***
110.0	57.0	50.0	35.0	52.5	20.3	1.2	15	35	350	4.0	19.0	C3D2H117+M0A+++***

U _{N,85°C} : 600Vdc												
C _N (μF)	W ±1.0	H ±1.0	T ±1.0	P ±0.5	b ±0.5	d ±0.05	dV/dt (V/μs)	tanδ×(10 ⁻⁴)		ESR @10kHz (mΩ)	I _{max} (A)	Part number
								1kHz	10kHz			
2.0	32.0	18.0	9.0	27.5	-	0.8	65	11	100	47.8	2.8	C3D1U205+B00+++***
3.0	32.0	20.0	11.0	27.5	-	0.8	65	11	100	31.8	4.1	C3D1U305+B00+++***
4.0	32.0	20.0	11.0	27.5	-	0.8	65	11	100	23.9	5.5	C3D1U405+B00+++***
5.0	32.0	22.0	13.0	27.5	-	0.8	65	11	100	19.1	6.9	C3D1U505+B00+++***
6.0	32.0	24.5	15.0	27.5	-	0.8	65	11	100	18.6	7.1	C3D1U605+B00+++***
7.0	32.0	24.5	15.0	27.5	-	0.8	65	11	100	15.9	8.3	C3D1U705+B00+++***
8.0	32.0	28.0	14.0	27.5	-	0.8	65	11	100	13.9	9.5	C3D1U805+B00+++***
9.0	32.0	30.0	16.0	27.5	-	0.8	65	11	100	12.4	10.7	C3D1U905+B00+++***
10.0	32.0	30.0	16.0	27.5	-	0.8	65	11	100	11.1	11.0	C3D1U106+B00+++***
12.0	32.0	33.0	18.0	27.5	-	0.8	65	11	100	10.8	12.0	C3D1U126+B00+++***
15.0	32.0	37.0	22.0	27.5	-	0.8	65	11	100	9.0	12.0	C3D1U156+B00+++***
15.0	32.0	37.0	22.0	27.5	10.2	0.8	65	11	100	7.4	16.5	C3D1U156+B0B+++***
18.0	32.0	37.0	22.0	27.5	-	0.8	65	11	100	8.0	12.0	C3D1U186+B00+++***
18.0	32.0	37.0	22.0	27.5	12.7	0.8	65	11	100	6.2	17.0	C3D1U186+B02+++***
10.0	41.0	30.0	16.0	37.5	-	1.0	30	20	175	19.5	6.2	C3D1U106+F00+++***
12.0	41.0	30.0	16.0	37.5	-	1.0	30	20	175	16.3	7.4	C3D1U126+F00+++***
15.0	41.0	33.5	18.5	37.5	-	1.0	30	20	175	13.0	9.2	C3D1U156+F00+++***
20.0	42.0	40.0	20.0	37.5	10.2	1.0	30	20	175	9.8	12.3	C3D1U206+F0B+++***
22.0	42.0	40.0	20.0	37.5	10.2	1.0	30	20	175	8.9	13.5	C3D1U226+F0B+++***
25.0	42.0	40.0	20.0	37.5	10.2	1.0	30	20	175	7.8	15.4	C3D1U256+F0B+++***
30.0	42.0	44.0	24.0	37.5	12.7	1.0	30	20	175	6.5	18.5	C3D1U306+F02+++***
35.0	42.0	45.0	30.0	37.5	12.7	1.2	30	20	175	6.0	20.1	C3D1U356+F02+++***
35.0	42.0	45.0	30.0	37.5	20.3	1.2	30	20	175	6.0	20.1	C3D1U356+F0A+++***
40.0	42.0	45.0	30.0	37.5	12.7	1.2	30	20	175	5.2	23.0	C3D1U406+F02+++***
40.0	42.0	45.0	30.0	37.5	20.3	1.2	30	20	175	5.2	23.0	C3D1U406+F0A+++***



■ Technical data (mm)

U _{N,85°C} : 600Vdc												
C _N (μF)	W ±1.0	H ±1.0	T ±1.0	P ±0.5	b ±0.5	d ±0.05	dV/dt (V/μs)	tanδ × (10 ⁻⁴)		ESR @10kHz (mΩ)	I _{max} (A)	Part number
								1kHz	10kHz			
45.0	42.0	50.0	35.0	37.5	12.7	1.2	30	20	175	4.6	25.8	C3D1U456+F02+++***
45.0	42.0	50.0	35.0	37.5	20.3	1.2	30	20	175	4.6	25.8	C3D1U456+F0A+++***
50.0	42.0	50.0	35.0	37.5	20.3	1.2	30	20	175	4.2	28.7	C3D1U506+F0A+++***
★50.0	42.0	46.0	35.0	37.5	20.3	1.2	30	20	175	4.2	28.7	C3D1U506+FAA+++***
55.0	42.0	50.0	35.0	37.5	20.3	1.2	30	20	175	3.8	31.6	C3D1U556+F0A+++***
60.0	42.0	55.0	40.0	37.5	20.3	1.2	30	20	175	3.5	34.5	C3D1U606+F0A+++***
65.0	42.0	55.0	40.0	37.5	20.3	1.2	30	20	175	3.2	35.0	C3D1U656+F0A+++***
70.0	42.0	55.0	40.0	37.5	20.3	1.2	30	20	175	3.0	35.0	C3D1U706+F0A+++***
75.0	42.0	60.0	45.0	37.5	20.3	1.2	30	20	175	2.8	35.0	C3D1U756+F0A+++***
80.0	42.0	60.0	45.0	37.5	20.3	1.2	30	20	175	2.6	35.0	C3D1U806+F0A+++***
85.0	42.0	60.0	45.0	37.5	20.3	1.2	30	20	175	2.5	35.0	C3D1U856+F0A+++***
40.0	57.0	45.0	25.0	52.5	12.7	1.2	15	36	350	9.8	12.3	C3D1U406+M02+++***
45.0	57.0	45.0	25.0	52.5	12.7	1.2	15	36	350	8.7	13.8	C3D1U456+M02+++***
50.0	57.0	45.0	25.0	52.5	12.7	1.2	15	36	350	7.8	15.4	C3D1U506+M02+++***
55.0	57.0	43.5	29.5	52.5	12.7	1.2	15	36	350	7.1	16.9	C3D1U556+M02+++***
55.0	57.0	43.5	29.5	52.5	20.3	1.2	15	36	350	7.1	16.9	C3D1U556+M0A+++***
60.0	57.0	43.5	29.5	52.5	12.7	1.2	15	36	350	6.5	18.5	C3D1U606+M02+++***
60.0	57.0	43.5	29.5	52.5	20.3	1.2	15	36	350	6.5	18.5	C3D1U606+M0A+++***
65.0	57.0	50.0	35.0	52.5	12.7	1.2	15	36	350	6.0	20.0	C3D1U656+M02+++***
65.0	57.0	50.0	35.0	52.5	20.3	1.2	15	36	350	6.0	20.0	C3D1U656+M0A+++***
70.0	57.0	50.0	35.0	52.5	20.3	1.2	15	36	350	5.6	21.5	C3D1U706+M0A+++***
75.0	57.0	50.0	35.0	52.5	20.3	1.2	15	36	350	5.2	23.1	C3D1U756+M0A+++***
80.0	57.0	50.0	35.0	52.5	20.3	1.2	15	36	350	4.9	24.6	C3D1U806+M0A+++***
85.0	57.0	55.0	45.0	52.5	20.3	1.2	15	36	350	4.8	25.1	C3D1U856+M0A+++***
90.0	57.0	55.0	45.0	52.5	20.3	1.2	15	36	350	4.6	25.8	C3D1U906+M0A+++***
95.0	57.0	55.0	45.0	52.5	20.3	1.2	15	36	350	4.4	27.3	C3D1U956+M0A+++***
100.0	57.0	55.0	45.0	52.5	20.3	1.2	15	36	350	4.2	28.7	C3D1U107+M0A+++***
110.0	57.0	55.0	45.0	52.5	20.3	1.2	15	36	350	3.8	31.6	C3D1U117+M0A+++***
120.0	57.0	65.0	45.0	52.5	20.3	1.2	15	36	350	3.5	34.5	C3D1U127+M0A+++***
130.0	57.0	65.0	45.0	52.5	20.3	1.2	15	36	350	3.2	35.0	C3D1U137+M0A+++***
140.0	57.0	65.0	45.0	52.5	20.3	1.2	15	36	350	3.0	35.0	C3D1U147+M0A+++***

U _{N,85°C} : 800Vdc												
C _N (μF)	W ±1.0	H ±1.0	T ±1.0	P ±0.5	b ±0.5	d ±0.05	dV/dt (V/μs)	tanδ × (10 ⁻⁴)		ESR @10kHz (mΩ)	I _{max} (A)	Part number
								1kHz	10kHz			
2.0	32.0	18.0	9.0	27.5	-	0.8	65	10	95	45.4	2.9	C3D2K205+B00+++***
3.0	32.0	20.0	11.0	27.5	-	0.8	65	10	95	30.3	4.4	C3D2K305+B00+++***
3.3	32.0	30.0	16.0	27.5	-	0.8	65	10	95	18.8	7.0	C3D2K335+B00+++***
4.0	32.0	25.0	13.0	27.5	-	0.8	65	10	95	22.7	5.8	C3D2K405+B00+++***
5.0	32.0	24.5	15.0	27.5	-	0.8	65	10	95	18.2	7.3	C3D2K505+B00+++***
6.0	32.0	30.0	16.0	27.5	-	0.8	65	10	95	15.1	8.7	C3D2K605+B00+++***
7.0	32.0	30.0	16.0	27.5	-	0.8	65	10	95	13.0	10.2	C3D2K705+B00+++***
8.0	32.0	33.0	18.0	27.5	-	0.8	65	10	95	12.5	10.5	C3D2K805+B00+++***
9.0	32.0	33.0	18.0	27.5	-	0.8	65	10	95	11.1	11.8	C3D2K905+B00+++***
10.0	32.0	37.0	22.0	27.5	-	0.8	65	10	95	11.0	12.0	C3D2K106+B00+++***



■ Technical data (mm)

U _{N,85°C} : 800Vdc												
C _N (μF)	W ±1.0	H ±1.0	T ±1.0	P ±0.5	b ±0.5	d ±0.05	dV/dt (V/μs)	tanδ×(10 ⁻⁴)		ESR @10kHz (mΩ)	I _{max} (A)	Part number
								1kHz	10kHz			
10.0	32.0	37.0	22.0	27.5	10.2	0.8	65	10	95	9.1	14.5	C3D2K106+B0B+++***
11.0	32.0	37.0	22.0	27.5	-	0.8	65	10	95	10.0	12.0	C3D2K116+B00+++***
11.0	32.0	37.0	22.0	27.5	10.2	0.8	65	10	95	8.3	16.0	C3D2K116+B0B+++***
12.0	32.0	37.0	22.0	27.5	-	0.8	65	10	95	9.3	12.0	C3D2K126+B00+++***
12.0	32.0	37.0	22.0	27.5	10.2	0.8	65	10	95	7.6	16.0	C3D2K126+B0B+++***
13.0	32.0	37.0	22.0	27.5	-	0.8	65	10	95	8.8	12.0	C3D2K136+B00+++***
13.0	32.0	37.0	22.0	27.5	12.7	0.8	65	10	95	8.1	16.2	C3D2K136+B02+++***
14.0	32.0	37.0	22.0	27.5	-	0.8	65	10	95	8.2	12.0	C3D2K146+B00+++***
14.0	32.0	37.0	22.0	27.5	12.7	0.8	65	10	95	7.6	16.5	C3D2K146+B02+++***
8.0	41.0	30.0	16.0	37.5	-	1.0	30	18	160	22.3	5.4	C3D2K805+F00+++***
9.0	41.0	30.0	16.0	37.5	-	1.0	30	18	160	19.8	6.1	C3D2K905+F00+++***
10.0	41.0	33.5	18.5	37.5	-	1.0	30	18	160	17.8	6.7	C3D2K106+F00+++***
12.0	41.0	33.5	18.5	37.5	-	1.0	30	18	160	14.9	8.1	C3D2K126+F00+++***
15.0	42.0	40.0	20.0	37.5	10.2	1.0	30	18	160	11.9	10.1	C3D2K156+F0B+++***
20.0	42.0	44.0	24.0	37.5	12.7	1.0	30	18	160	8.9	13.5	C3D2K206+F02+++***
25.0	42.0	44.0	24.0	37.5	12.7	1.0	30	18	160	7.1	16.8	C3D2K256+F02+++***
30.0	42.0	45.0	30.0	37.5	12.7	1.2	30	18	160	5.9	20.2	C3D2K306+F02+++***
30.0	42.0	45.0	30.0	37.5	20.3	1.2	30	18	160	5.9	20.2	C3D2K306+F0A+++***
35.0	42.0	50.0	35.0	37.5	20.3	1.2	30	18	160	5.5	22.0	C3D2K356+F0A+++***
40.0	42.0	50.0	35.0	37.5	20.3	1.2	30	18	160	4.8	25.1	C3D2K406+F0A+++***
45.0	42.0	55.0	40.0	37.5	20.3	1.2	30	18	160	4.2	28.3	C3D2K456+F0A+++***
50.0	42.0	55.0	40.0	37.5	20.3	1.2	30	18	160	3.8	31.4	C3D2K506+F0A+++***
55.0	42.0	60.0	45.0	37.5	20.3	1.2	30	18	160	3.5	34.5	C3D2K556+F0A+++***
★60.0	42.0	60.0	45.0	37.5	20.3	1.2	30	18	160	3.2	35.0	C3D2K606+F0A+++***
★65.0	42.0	60.0	45.0	37.5	20.3	1.2	30	18	160	2.9	35.0	C3D2K656+F0A+++***
25.0	57.0	45.0	25.0	52.5	12.7	1.2	15	33	320	14.3	8.4	C3D2K256+M02+++***
30.0	57.0	45.0	25.0	52.5	12.7	1.2	15	33	320	11.9	10.1	C3D2K306+M02+++***
★35.0	57.0	45.0	25.0	52.5	12.7	1.2	15	33	320	10.2	11.8	C3D2K356+M02+++***
40.0	57.0	43.5	29.5	52.5	12.7	1.2	15	33	320	8.9	13.5	C3D2K406+M02+++***
40.0	57.0	43.5	29.5	52.5	20.3	1.2	15	33	320	8.9	13.5	C3D2K406+M0A+++***
45.0	57.0	43.5	29.5	52.5	12.7	1.2	15	33	320	7.9	15.1	C3D2K456+M02+++***
45.0	57.0	43.5	29.5	52.5	20.3	1.2	15	33	320	7.9	15.1	C3D2K456+M0A+++***
50.0	57.0	50.0	35.0	52.5	12.7	1.2	15	33	320	7.1	16.8	C3D2K506+M02+++***
50.0	57.0	50.0	35.0	52.5	20.3	1.2	15	33	320	7.1	16.8	C3D2K506+M0A+++***
55.0	57.0	50.0	35.0	52.5	20.3	1.2	15	33	320	6.5	18.5	C3D2K556+M0A+++***
60.0	57.0	50.0	35.0	52.5	20.3	1.2	15	33	320	5.9	20.2	C3D2K606+M0A+++***
65.0	57.0	55.0	45.0	52.5	20.3	1.2	15	33	320	5.5	21.9	C3D2K656+M0A+++***
70.0	57.0	55.0	45.0	52.5	20.3	1.2	15	33	320	5.1	23.6	C3D2K706+M0A+++***
75.0	57.0	55.0	45.0	52.5	20.3	1.2	15	33	320	4.8	25.2	C3D2K756+M0A+++***
80.0	57.0	55.0	45.0	52.5	20.3	1.2	15	33	320	4.6	25.9	C3D2K806+M0A+++***
85.0	57.0	55.0	45.0	52.5	20.3	1.2	15	33	320	4.5	26.7	C3D2K856+M0A+++***
90.0	57.0	55.0	45.0	52.5	20.3	1.2	15	33	320	4.2	28.3	C3D2K906+M0A+++***
95.0	57.0	65.0	45.0	52.5	20.3	1.2	15	33	320	4.0	29.8	C3D2K956+M0A+++***
100.0	57.0	65.0	45.0	52.5	20.3	1.2	15	33	320	3.8	31.4	C3D2K107+M0A+++***
110.0	57.0	65.0	45.0	52.5	20.3	1.2	15	33	320	3.5	34.5	C3D2K117+M0A+++***



■ Technical data (mm)

U _{N,85°C} : 900Vdc												
C _N (μF)	W ±1.0	H ±1.0	T ±1.0	P ±0.5	b ±0.5	d ±0.05	dV/dt (V/μs)	tanδ×(10 ⁻⁴)		ESR @10kHz (mΩ)	I _{max} (A)	Part number
								1kHz	10kHz			
1.0	32.0	18.0	9.0	27.5	-	0.8	70	9	90	86.0	1.5	C3D1X105+B00+++***
2.0	32.0	20.0	11.0	27.5	-	0.8	70	9	90	43.0	3.1	C3D1X205+B00+++***
3.0	32.0	22.0	13.0	27.5	-	0.8	70	9	90	28.7	4.6	C3D1X305+B00+++***
4.0	32.0	24.5	15.0	27.5	-	0.8	70	9	90	21.5	6.1	C3D1X405+B00+++***
5.0	32.0	30.0	16.0	27.5	-	0.8	70	9	90	17.2	7.7	C3D1X505+B00+++***
6.0	32.0	33.0	18.0	27.5	-	0.8	70	9	90	18.0	6.9	C3D1X605+B00+++***
7.0	32.0	33.0	18.0	27.5	-	0.8	70	9	90	13.0	10.2	C3D1X705+B00+++***
8.0	32.0	37.0	22.0	27.5	-	0.8	70	9	90	11.5	11.4	C3D1X805+B00+++***
8.0	32.0	37.0	22.0	27.5	10.2	0.8	70	9	90	10.7	12.3	C3D1X805+B0B+++***
9.0	32.0	37.0	22.0	27.5	-	0.8	70	9	90	10.4	12.0	C3D1X905+B00+++***
9.0	32.0	37.0	22.0	27.5	12.7	0.8	70	9	90	9.6	13.8	C3D1X905+B02+++***
10.0	32.0	37.0	22.0	27.5	-	0.8	70	9	90	12.0	12.2	C3D1X106+B00+++***
10.0	32.0	37.0	22.0	27.5	12.7	0.8	70	9	90	8.6	15.4	C3D1X106+B02+++***
4.7	41.0	26.0	15.0	37.5	-	1.0	35	17	150	35.6	3.4	C3D1X475+F00+++***
5.0	41.0	30.0	16.0	37.5	-	1.0	35	17	150	33.4	3.6	C3D1X505+F00+++***
6.0	41.0	30.0	16.0	37.5	-	1.0	35	17	150	27.9	4.3	C3D1X605+F00+++***
7.0	41.0	30.0	16.0	37.5	-	1.0	35	17	150	23.9	5.0	C3D1X705+F00+++***
8.0	41.0	33.0	18.0	37.5	-	1.0	35	17	150	20.9	5.7	C3D1X805+F00+++***
10.0	42.0	40.0	20.0	37.5	10.2	1.0	35	17	150	16.7	7.2	C3D1X106+F0B+++***
12.0	41.0	37.0	22.0	37.5	10.2	1.0	35	17	150	13.9	8.6	C3D1X126+F0B+++***
15.0	42.0	44.0	24.0	37.5	12.7	1.0	35	17	150	11.1	10.8	C3D1X156+F02+++***
18.0	42.0	44.0	24.0	37.5	12.7	1.0	35	17	150	9.3	12.9	C3D1X186+F02+++***
20.0	42.0	44.0	24.0	37.5	12.7	1.0	35	17	150	8.4	14.4	C3D1X206+F02+++***
25.0	42.0	45.0	30.0	37.5	12.7	1.2	35	17	150	6.7	17.9	C3D1X256+F02+++***
25.0	42.0	45.0	30.0	37.5	20.3	1.2	35	17	150	6.7	17.9	C3D1X256+F0A+++***
30.0	42.0	50.0	35.0	37.5	20.3	1.2	35	17	150	5.6	21.5	C3D1X306+F0A+++***
35.0	42.0	55.0	40.0	37.5	20.3	1.2	35	17	150	5.1	23.4	C3D1X356+F0A+++***
40.0	42.0	55.0	40.0	37.5	20.3	1.2	35	17	150	4.5	26.8	C3D1X406+F0A+++***
45.0	42.0	60.0	45.0	37.5	20.3	1.2	35	17	150	4.0	30.1	C3D1X456+F0A+++***
50.0	42.0	60.0	45.0	37.5	20.3	1.2	35	17	150	3.6	33.5	C3D1X506+F0A+++***
15.0	57.0	45.0	25.0	52.5	10.2	1.2	15	31	300	22.3	5.4	C3D1X156+M0B+++***
20.0	57.0	45.0	25.0	52.5	12.7	1.2	15	31	300	16.7	7.2	C3D1X206+M02+++***
25.0	57.0	45.0	25.0	52.5	12.7	1.2	15	31	300	13.4	9.0	C3D1X256+M02+++***
30.0	57.0	43.5	29.5	52.5	12.7	1.2	15	31	300	11.1	10.8	C3D1X306+M02+++***
30.0	57.0	43.5	29.5	52.5	20.3	1.2	15	31	300	11.1	10.8	C3D1X306+M0A+++***
35.0	57.0	43.5	29.5	52.5	12.7	1.2	15	31	300	9.6	12.6	C3D1X356+M02+++***
35.0	57.0	43.5	29.5	52.5	20.3	1.2	15	31	300	9.6	12.6	C3D1X356+M0A+++***
40.0	57.0	50.0	35.0	52.5	20.3	1.2	15	31	300	8.4	14.4	C3D1X406+M0A+++***
45.0	57.0	50.0	35.0	52.5	20.3	1.2	15	31	300	7.4	16.1	C3D1X456+M0A+++***
50.0	57.0	50.0	35.0	52.5	20.3	1.2	15	31	300	6.7	17.9	C3D1X506+M0A+++***
55.0	57.0	55.0	45.0	52.5	20.3	1.2	15	31	300	6.1	19.7	C3D1X556+M0A+++***
60.0	57.0	55.0	45.0	52.5	20.3	1.2	15	31	300	5.6	21.5	C3D1X606+M0A+++***
65.0	57.0	55.0	45.0	52.5	20.3	1.2	15	31	300	5.1	23.3	C3D1X656+M0A+++***
70.0	57.0	65.0	45.0	52.5	20.3	1.2	15	31	300	4.8	25.1	C3D1X706+M0A+++***
75.0	57.0	65.0	45.0	52.5	20.3	1.2	15	31	300	4.7	25.7	C3D1X756+M0A+++***
80.0	57.0	65.0	45.0	52.5	20.3	1.2	15	31	300	4.5	26.8	C3D1X806+M0A+++***
85.0	57.0	65.0	45.0	52.5	20.3	1.2	15	31	300	4.2	28.5	C3D1X856+M0A+++***



■ Technical data (mm)

U _{N,85°C} : 1 000Vdc												
C _N (μF)	W ±1.0	H ±1.0	T ±1.0	P ±0.5	b ±0.5	d ±0.05	dV/dt (V/μs)	tanδ×(10 ⁻⁴)		ESR @10kHz (mΩ)	I _{max} (A)	Part number
								1kHz	10kHz			
1.0	32.0	18.0	9.0	27.5	-	0.8	75	8	80	76.4	1.7	C3D3A105+B00+++***
2.0	32.0	22.0	13.0	27.5	-	0.8	75	8	80	38.2	3.5	C3D3A205+B00+++***
3.0	32.0	24.5	15.0	27.5	-	0.8	75	8	80	25.5	5.2	C3D3A305+B00+++***
4.0	32.0	30.0	16.0	27.5	-	0.8	75	8	80	19.1	6.9	C3D3A405+B00+++***
5.0	32.0	33.0	18.0	27.5	-	0.8	75	8	80	15.3	8.6	C3D3A505+B00+++***
6.0	32.0	33.0	18.0	27.5	-	0.8	75	8	80	14.9	8.9	C3D3A605+B00+++***
7.0	32.0	37.0	22.0	27.5	-	0.8	75	8	80	14.5	9.4	C3D3A705+B00+++***
7.0	32.0	37.0	22.0	27.5	12.7	0.8	75	8	80	11.4	11.6	C3D3A705+B02+++***
8.0	32.0	37.0	22.0	27.5	-	0.8	75	8	80	13.0	10.8	C3D3A805+B00+++***
8.0	32.0	37.0	22.0	27.5	12.7	0.8	75	8	80	10.0	13.3	C3D3A805+B02+++***
5.0	41.0	30.0	16.0	37.5	-	1.0	37	15	140	31.2	3.8	C3D3A505+F00+++***
6.0	41.0	30.0	16.0	37.5	-	1.0	37	15	140	26.0	4.6	C3D3A605+F00+++***
7.0	41.0	33.0	18.0	37.5	-	1.0	37	15	140	22.3	5.4	C3D3A705+F00+++***
8.0	41.0	33.0	18.0	37.5	-	1.0	37	15	140	19.5	6.2	C3D3A805+F00+++***
10.0	42.0	40.0	20.0	37.5	-	1.0	37	15	140	15.6	6.7	C3D3A106+F00+++***
10.0	42.0	40.0	20.0	37.5	10.2	1.0	37	15	140	15.6	7.7	C3D3A106+F0B+++***
12.0	41.0	37.0	22.0	37.5	12.7	1.0	37	15	140	13.0	9.2	C3D3A126+F02+++***
12.0	41.0	37.0	22.0	37.5	-	1.0	37	15	140	15.0	8.0	C3D3A126+F00+++***
15.0	42.0	44.0	24.0	37.5	12.7	1.0	37	15	140	10.4	11.5	C3D3A156+F02+++***
18.0	42.0	45.0	30.0	37.5	12.7	1.2	37	15	140	8.7	13.8	C3D3A186+F02+++***
18.0	42.0	45.0	30.0	37.5	20.3	1.2	37	15	140	8.7	13.8	C3D3A186+F0A+++***
20.0	42.0	45.0	30.0	37.5	12.7	1.2	37	15	140	7.8	15.4	C3D3A206+F02+++***
20.0	42.0	45.0	30.0	37.5	20.3	1.2	37	15	140	7.8	15.4	C3D3A206+F0A+++***
25.0	42.0	50.0	35.0	37.5	20.3	1.2	37	15	140	6.2	19.2	C3D3A256+F0A+++***
30.0	42.0	55.0	40.0	37.5	20.3	1.2	37	15	140	5.2	23.1	C3D3A306+F0A+++***
35.0	42.0	55.0	40.0	37.5	20.3	1.2	37	15	140	4.8	25.1	C3D3A356+F0A+++***
40.0	42.0	60.0	45.0	37.5	20.3	1.2	37	15	140	4.2	28.7	C3D3A406+F0A+++***
15.0	57.0	45.0	25.0	52.5	12.7	1.2	17	28	280	20.8	5.8	C3D3A156+M02+++***
20.0	57.0	45.0	25.0	52.5	12.7	1.2	17	28	280	15.6	7.7	C3D3A206+M02+++***
25.0	57.0	45.0	25.0	52.5	12.7	1.2	17	28	280	12.5	9.6	C3D3A256+M02+++***
30.0	57.0	43.5	29.5	52.5	12.7	1.2	17	28	280	10.4	11.5	C3D3A306KM02+++***
30.0	57.0	43.5	29.5	52.5	20.3	1.2	17	28	280	10.4	11.5	C3D3A306KM0A+++***
30.0	57.0	45.0	30.0	52.5	12.7	1.2	17	28	280	10.4	11.5	C3D3A306JM02+++***
30.0	57.0	45.0	30.0	52.5	20.3	1.2	17	28	280	10.4	11.5	C3D3A306JM0A+++***
35.0	57.0	50.0	35.0	52.5	20.3	1.2	17	28	280	8.9	13.5	C3D3A356+M0A+++***
40.0	57.0	50.0	35.0	52.5	20.3	1.2	17	28	280	7.8	15.4	C3D3A406+M0A+++***
45.0	57.0	55.0	45.0	52.5	20.3	1.2	17	28	280	6.9	17.3	C3D3A456+M0A+++***
50.0	57.0	55.0	45.0	52.5	20.3	1.2	17	28	280	6.2	19.2	C3D3A506+M0A+++***
55.0	57.0	55.0	45.0	52.5	20.3	1.2	17	28	280	5.7	21.1	C3D3A556+M0A+++***
60.0	57.0	65.0	45.0	52.5	20.3	1.2	17	28	280	5.2	23.1	C3D3A606+M0A+++***
65.0	57.0	65.0	45.0	52.5	20.3	1.2	17	28	280	4.8	25.0	C3D3A656+M0A+++***
70.0	57.0	65.0	45.0	52.5	20.3	1.2	17	28	280	4.5	26.9	C3D3A706+M0A+++***



■ Technical data (mm)

U _{N,85°C} : 1 100Vdc												
C _N (μF)	W ±1.0	H ±1.0	T ±1.0	P ±0.5	b ±0.5	d ±0.05	dV/dt (V/μs)	tanδ×(10 ⁻⁴)		ESR @10kHz (mΩ)	I _{max} (A)	Part number
								1kHz	10kHz			
0.68	32.0	20.0	11.0	27.5	-	0.8	80	8	70	80.0	1.7	C3D1M684+B00+++***
1.0	32.0	20.0	11.0	27.5	-	0.8	80	8	70	59.4	2.2	C3D1M105+B00+++***
1.5	32.0	22.0	13.0	27.5	-	0.8	80	8	70	55.7	2.4	C3D1M155+B00+++***
2.0	32.0	25.0	13.0	27.5	-	0.8	80	8	70	27.9	4.7	C3D1M205JB00+++***
★2.0	32.0	25.0	13.0	27.5	-	0.8	80	8	70	27.9	4.7	C3D1M205KB00+++***
3.0	32.0	30.0	16.0	27.5	-	0.8	80	8	70	20.4	6.5	C3D1M305+B00+++***
4.0	32.0	33.0	18.0	27.5	-	0.8	80	8	70	15.3	8.6	C3D1M405+B00+++***
5.0	32.0	37.0	22.0	27.5	-	0.8	80	8	70	14.0	9.8	C3D1M505+B00+++***
5.0	32.0	37.0	22.0	27.5	10.2	0.8	80	8	70	12.3	10.8	C3D1M505+B0B+++***
6.0	32.0	37.0	22.0	27.5	-	0.8	80	8	70	12.3	10.8	C3D1M605+B00+++***
6.0	32.0	37.0	22.0	27.5	10.2	0.8	80	8	70	10.2	12.9	C3D1M605+B0B+++***
3.0	41.0	30.0	16.0	37.5	-	1.0	40	15	130	48.3	2.5	C3D1M305+F00+++***
4.0	41.0	30.0	16.0	37.5	-	1.0	40	15	130	36.2	3.3	C3D1M405+F00+++***
4.7	41.0	33.5	18.5	37.5	-	1.0	40	15	130	30.8	3.9	C3D1M475+F00+++***
5.0	41.0	33.5	18.5	37.5	-	1.0	40	15	130	29.0	4.1	C3D1M505+F00+++***
6.0	41.0	33.5	18.5	37.5	-	1.0	40	15	130	24.2	5.0	C3D1M605+F00+++***
7.0	42.0	40.0	20.0	37.5	10.2	1.0	40	15	130	20.7	5.8	C3D1M705+F0B+++***
8.0	41.0	37.0	22.0	37.5	10.2	1.0	40	15	130	18.1	6.6	C3D1M805+F0B+++***
9.0	41.0	37.0	22.0	37.5	12.7	1.0	40	15	130	16.1	7.5	C3D1M905+F02+++***
10.0	42.0	44.0	24.0	37.5	12.7	1.0	40	15	130	14.5	8.3	C3D1M106+F02+++***
12.0	42.0	44.0	24.0	37.5	12.7	1.0	40	15	130	12.1	9.9	C3D1M126+F02+++***
12.0	42.0	44.0	24.0	37.5	-	1.0	40	15	130	14.0	8.6	C3D1M126+F00+++***
15.0	42.0	45.0	30.0	37.5	12.7	1.2	40	15	130	9.7	12.4	C3D1M156+F02+++***
15.0	42.0	45.0	30.0	37.5	20.3	1.2	40	15	130	9.7	12.4	C3D1M156+F0A+++***
18.0	42.0	50.0	35.0	37.5	20.3	1.2	40	15	130	8.1	14.9	C3D1M186+F0A+++***
20.0	42.0	50.0	35.0	37.5	20.3	1.2	40	15	130	7.2	16.6	C3D1M206+F0A+++***
25.0	42.0	55.0	40.0	37.5	20.3	1.2	40	15	130	5.8	20.7	C3D1M256+F0A+++***
30.0	42.0	60.0	45.0	37.5	20.3	1.2	40	15	130	4.8	24.8	C3D1M306+F0A+++***
★15.0	57.0	45.0	25.0	52.5	12.7	1.2	20	27	260	19.3	6.2	C3D1M156+M02+++***
20.0	57.0	43.5	29.5	52.5	12.7	1.2	20	27	260	14.5	8.3	C3D1M206+M02+++***
20.0	57.0	43.5	29.5	52.5	20.3	1.2	20	27	260	14.5	8.3	C3D1M206+M0A+++***
25.0	57.0	50.0	35.0	52.5	20.3	1.2	20	27	260	11.6	10.4	C3D1M256+M0A+++***
30.0	57.0	50.0	35.0	52.5	20.3	1.2	20	27	260	9.7	12.4	C3D1M306+M0A+++***
35.0	57.0	55.0	45.0	52.5	20.3	1.2	20	27	260	8.4	14.3	C3D1M356+M0A+++***
40.0	57.0	55.0	45.0	52.5	20.3	1.2	20	27	260	7.8	15.5	C3D1M406+M0A+++***
45.0	57.0	55.0	45.0	52.5	20.3	1.2	20	27	260	6.9	17.4	C3D1M456+M0A+++***
50.0	57.0	65.0	45.0	52.5	20.3	1.2	20	27	260	6.2	19.3	C3D1M506+M0A+++***
55.0	57.0	65.0	45.0	52.5	20.3	1.2	20	27	260	5.6	21.3	C3D1M556+M0A+++***



■ Technical data (mm)

U _{N,85°C} : 1 200Vdc												
C _N (μF)	W ±1.0	H ±1.0	T ±1.0	P ±0.5	b ±0.5	d ±0.05	dV/dt (V/μs)	tanδ × (10 ⁻⁴)		ESR @10kHz (mΩ)	I _{max} (A)	Part number
								1kHz	10kHz			
1.0	32.0	20.0	11.0	27.5	-	0.8	90	7	55	39.5	3.5	C3D3L105+B00+++***
2.0	32.0	24.5	15.0	27.5	-	0.8	90	7	55	26.3	5.0	C3D3L205+B00+++***
3.0	32.0	30.0	16.0	27.5	-	0.8	90	7	55	17.5	7.5	C3D3L305+B00+++***
4.0	32.0	33.0	18.0	27.5	-	0.8	90	7	55	13.9	9.5	C3D3L405+B00+++***
5.0	32.0	37.0	22.0	27.5	-	0.8	90	7	55	12.7	10.4	C3D3L505+B00+++***
5.0	32.0	37.0	22.0	27.5	10.2	0.8	90	7	55	11.1	11.8	C3D3L505+B0B+++***
3.0	41.0	30.0	16.0	37.5	-	1.0	45	13	100	37.2	3.2	C3D3L305+F00+++***
4.0	41.0	30.0	16.0	37.5	-	1.0	45	13	100	27.9	4.3	C3D3L405+F00+++***
5.0	41.0	33.5	18.5	37.5	-	1.0	45	13	100	22.3	5.4	C3D3L505+F00+++***
6.0	42.0	40.0	20.0	37.5	-	1.0	45	13	100	18.6	6.5	C3D3L605+F00+++***
7.0	41.0	37.0	22.0	37.5	10.2	1.0	45	13	100	15.9	7.5	C3D3L705+F0B+++***
8.0	42.0	44.0	24.0	37.5	12.7	1.0	45	13	100	13.9	8.6	C3D3L805+F02+++***
9.0	42.0	44.0	24.0	37.5	12.7	1.0	45	13	100	12.4	9.7	C3D3L905+F02+++***
10.0	42.0	44.0	24.0	37.5	12.7	1.0	45	13	100	11.1	10.8	C3D3L106+F02+++***
12.0	42.0	45.0	30.0	37.5	12.7	1.2	45	13	100	9.3	12.9	C3D3L126+F02+++***
12.0	42.0	45.0	30.0	37.5	20.3	1.2	45	13	100	9.3	12.9	C3D3L126+F0A+++***
15.0	42.0	50.0	35.0	37.5	20.3	1.2	45	13	100	7.4	16.1	C3D3L156+F0A+++***
18.0	42.0	50.0	35.0	37.5	20.3	1.2	45	13	100	6.6	18.1	C3D3L186+F0A+++***
20.0	42.0	55.0	40.0	37.5	20.3	1.2	45	13	100	6.0	20.1	C3D3L206+F0A+++***
25.0	42.0	60.0	45.0	37.5	20.3	1.2	45	13	100	4.8	25.1	C3D3L256+F0A+++***
12.0	57.0	45.0	25.0	52.5	12.7	1.2	23	24	200	19.9	6.0	C3D3L126+M02+++***
15.0	57.0	45.0	25.0	52.5	12.7	1.2	23	24	200	15.9	7.5	C3D3L156+M02+++***
20.0	57.0	43.5	29.5	52.5	12.7	1.2	23	24	200	11.9	10.0	C3D3L206KM02+++***
20.0	57.0	43.5	29.5	52.5	20.3	1.2	23	24	200	11.9	10.0	C3D3L206KM0A+++***
20.0	57.0	45.0	30.0	52.5	12.7	1.2	23	24	200	11.9	10.0	C3D3L206JM02+++***
20.0	57.0	45.0	30.0	52.5	20.3	1.2	23	24	200	11.9	10.0	C3D3L206JM0A+++***
25.0	57.0	50.0	35.0	52.5	20.3	1.2	23	24	200	9.6	12.6	C3D3L256+M0A+++***
30.0	57.0	55.0	45.0	52.5	20.3	1.2	23	24	200	8.0	15.1	C3D3L306+M0A+++***
35.0	57.0	55.0	45.0	52.5	20.3	1.2	23	24	200	6.8	17.6	C3D3L356+M0A+++***
40.0	57.0	65.0	45.0	52.5	20.3	1.2	23	24	200	6.0	20.1	C3D3L406+M0A+++***
45.0	57.0	65.0	45.0	52.5	20.3	1.2	23	24	200	5.3	22.6	C3D3L456+M0A+++***

Note: 1. “+”=capacitance tolerance code K=±10%, J=±5%

2. “+++”= lead form and packaging code

3. “***”= Internal use

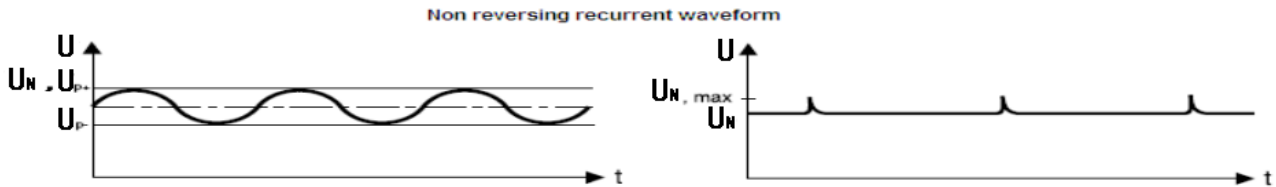
4. When the b=10.0mm, the digit 12 is “1”; When the b=20.0mm, the digit 12 is “2”; When the b=15.0mm, the digit 12 is “4”;

5. “I_{max}”=Maximum r.m.s current at 10kHz, Θ_{amb}=70°C, ΔΘ_{case}=15.0°C.

6. “★” = Arc-bottom of the outer shell.

■ Typical waveforms

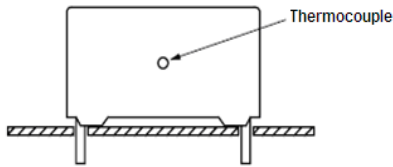
These capacitors are only suitable for DC applications. It means the voltage applied to the capacitors must be unidirectional ripple voltage.



Note:

- The peak voltage(U_{P+}) shall not be greater then the rated DC voltage(U_N).
- The peak-to-peak ripple voltage(U_{P-P}) shall not be greater then $0.3 \times (U_N)$.
- The maximum component surface temperature rise must be lower than 15°C .

■ Measuring the component temperature



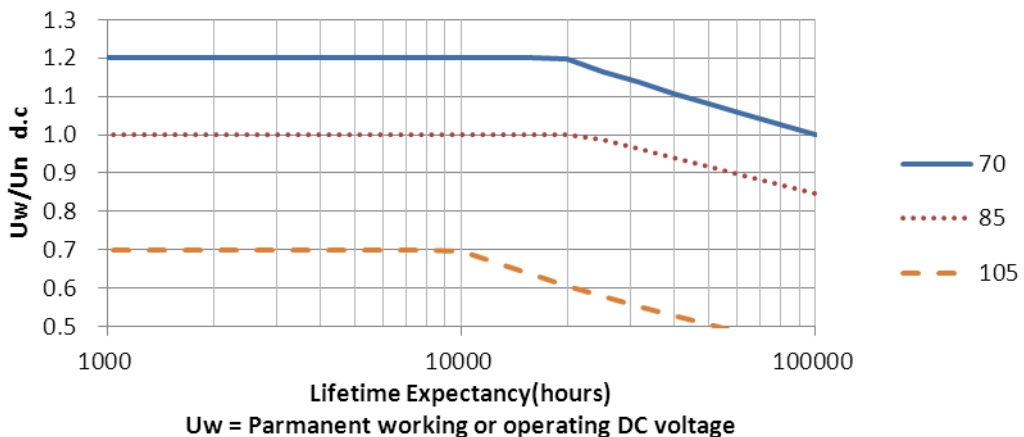
Note:

- The temperature is measured in unloaded (T_{amb}) and maximum loaded condition (T_c)
- The temperature rise is given by $\Delta T = T_c - T_{amb}$
- To avoid thermal radiation or convection, the capacitor must be tested in a closed area from air circulation

■ Over voltages according to IEC 61071:

- 1.1 U_N 30% of on-load-dur.
- 1.15 U_N 30min/day
- 1.2 U_N 5min/day
- 1.3 U_N 1min/day
- 1.5 U_N 100ms every time, 1000 times during the whole life of the capacitor

■ Lifetime expectancy (typical curve)



■ Test Method And Performance

No.	Item	Performance	Testing Method IEC 61071
1	5.14.2 External inspection	Legible marking and finish as specified Dimensions: see specific drawing	Check for finish, marking and overall dimensions
	Initial measurements	Capacitance at 1kHz tgδ at 10kHz	
	5.14.1.1 Robustness of terminations	There shall be no visible damage	Tensile U _{a1} Wire diameter load d ≤ 0.8mm 10N 0.8 mm < d ≤ 1.2mm 20N Bending U _{b1} Wire diameter load d ≤ 0.8 mm 5N 0.8 mm < d ≤ 1.2 mm 10N 4x90°, duration 2s to 3s
	5.14.1.6 Resistance to soldering heat	There shall be no visible damage.	Solder temperature: 260°C ± 5°C Immersion time: 10s ± 1s
	Final measurements	ΔC/C ≤ 0.5% (relative to the initial value) Increase of tgδ: ≤ 0.005	
2	Initial measurements	Capacitance at 1kHz tgδ at 10kHz	
	5.14.3.1 Vibration	There shall be no evidence damage	f = 10 Hz to 55 Hz a = ± 0.35 mm Test duration per axis = 10 frequency cycles (3 axes offset from each other by 90°C), 1 octave/min, the total times are 135 min for 3 axes.
	5.14.3.1 Impacts	There shall be no evidence damage	1 000 times, Acceleration: 390 m/s ² Pulse duration: 6 ms
	Final measurements	ΔC/C ≤ 0.5% (relative to the initial value) Increase of tgδ: ≤ 0.005	
3	Initial measurements	Capacitance at 1kHz tgδ at 10kHz	
	5.9 Surge discharge test		Test voltage: 1.1 U _{NDC} Number of discharges: 5 Time lapse every 2 min (10 min total) Within 5 min after the surge discharge test, the capacitor shall be subjected to a voltage test between terminals: 1.5 U _{NDC} , 60s
	Final measurements	ΔC/C ≤ 1.0% (relative to the initial value) tgδ: ≤ 1.2 × tgδ ₀ (the initial tgδ) + 0.0001	

No.	Item	Performance	Testing Method IEC 61071
4	Initial measurements	Capacitance at 1kHz tgδ at 10kHz	
	5.11 Self-healing		Voltage: 1.5U _{NDC} Duration: 10s If fewer than five clearing occur during this time, the voltage shall be increased slowly until five clearings have occurred since the start of the test or until the voltage has reached 2.5U _{NDC} If fewer than five clearings have occurred when the voltage has reached 2.5U _{NDC} , for a time of 10s, the test shall be finished.
		$ \Delta C/C \leq 0.5\%$ (relative to the initial value) tgδ: $\leq 1.1 \times \text{tg}\delta_0 (\text{the initial tg}\delta) + 0.0001$	
5	Initial measurements	Capacitance at 1kHz tgδ at 10kHz	
	5.13.1 Change of temperature	There shall be no evidence of deterioration	Test: Na $\theta_A = -40^\circ\text{C}, \theta_B = +85^\circ\text{C}$ 5 cycles, Duration: t=30min
	Final measurements	$ \Delta C/C \leq 2.0\%$ (relative to the initial value) Increase of tgδ: ≤ 0.015	
6	Initial measurements	Capacitance at 1kHz tgδ at 10kHz	
	5.13.2 Damp heat, steady state	There shall be no evidence of deterioration.	Temperature: 40°C ±2°C Humidity: 93±3 %RH Duration: 56 days
	5.5.1 Voltage test between terminals	There shall be no permanent puncturing or flashover.	1.5U _{NDC} , 60s
	5.6.1 Voltage test between terminals and case	There shall be no permanent puncturing or flashover.	2 000VAC, 10s
	Final measurements	$ \Delta C/C \leq 2.0\%$ (relative to the initial value) Increase of tgδ: ≤ 0.015	
7	Initial measurements	Capacitance at 1kHz tgδ at 10kHz	
	5.10.1 Thermal stability test	Throughout the last 6h, the temperature of the case near of the top rise shall not increase by more than 1°C	Temperature: ambient temperature Test current: 1.1I _{rms} Test frequency: 10kHz Test time: 48h During the last 6h, the temperature of the case near of the top rise shall be measured per 1.5h.
	Final measurements	$ \Delta C/C \leq 2.0\%$ (relative to the initial value) tgδ: $\leq 1.2 \times \text{tg}\delta_0 (\text{the initial tg}\delta) + 0.015$	

No.	Item	Performance	Testing Method IEC 61071
8	Initial measurements	Capacitance at 1kHz tgδ at 10kHz	
	5.15 Endurance		Measuring procedure: (1) 1.3U _{NDC} , 85°C, 500h (2) Charging and discharging: Times: 1 000 dv/dt: according to the technical data (3) 1.3U _{NDC} , 85°C, 500h
	Final measurements	$ \Delta C/C \leq 3.0\%$ (relative to the initial value) Increase of tgδ: ≤ 0.015	

X-ON Electronics

Largest Supplier of Electrical and Electronic Components

Click to view similar products for [Film Capacitors](#) category:

Click to view products by [FARATRONIC](#) manufacturer:

Other Similar products are found below :

[M83421/01-3089R](#) [703-6G](#) [F450KG153J250ALH0J](#) [750-1018](#) [FKP1-1000160010P15](#) [FKP1-1500160010P15](#) [82EC1100DQ50K](#)
[MMWAF150KME](#) [PCY2130F30153](#) [PME261JB5220KR19T0](#) [A521HH333M035C](#) [QXJ2E474KTPT](#) [QXL2B333KTPT](#) [QXM2G104K](#)
[B32234-.033@250V-K](#) [B32520C6332K000](#) [B32522C6104K000](#) [B32523Q3155J](#) [B32676E6755K](#) [B81133-C1104-M3](#) [MTC355L1](#) [217-0716-](#)
[001](#) [PA225L30](#) [221A10-120](#) [CB182K0184J--](#) [KP1830-247/061-G](#) [SCD105K122A3-22](#) [SCD205K122A3-24](#) [F601BL225K063CL60A](#)
[PCX2339F65224](#) [PCX2339F65334](#) [2222 368 55105](#) [2222 370 21683](#) [QXL2E473KTPT](#) [445450-1](#) [B32524Q6155J](#) [46KI3100JBM1K](#) [MKP](#)
[1839-215-633](#) [MKP 1840-447-165](#) [MKP383510063JKP2T0](#) [MKT182022263473](#) [WMC08P22](#) [YE333](#) [ECQ-W4223KZ](#) [EEC2G805HQA415](#)
[PA103L30](#) [82DC3100DQ50J](#) [82EC2150DQ50K](#) [WMF1D68](#) [PHE841ED6150MR17T0](#)