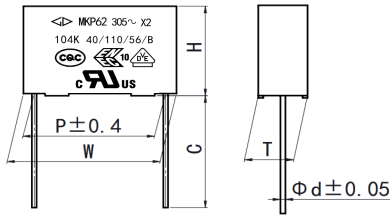


MKP62
Code:C42

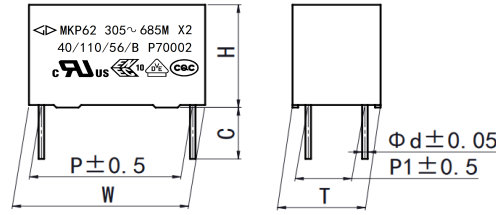
金属化聚丙烯膜抗干扰电容器(X2类, 305Vac/275Vac)

Metallized polypropylene film Interference Suppression capacitor(Class X2, 305Vac/275Vac)

外形图 Outline Drawing

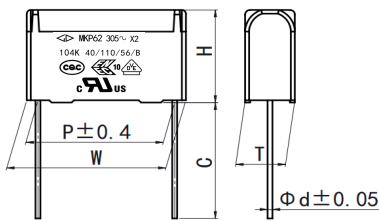


W±0.4, H±0.4, T±0.4

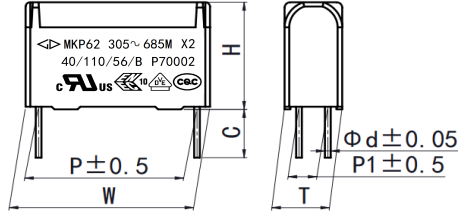


W±1.0, H±1.0, T±1.0 四引出线 4pins

方底(Square-bottom)

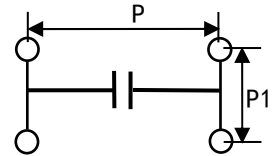


W±0.4, H±0.4, T±0.4



W±1.0, H±1.0, T±1.0 四引出线 4pins

圆弧底(Arc-bottom)



四引出线 4pins

特点

- 金属化聚丙烯
- 能承受过压冲击
- 优异的阻燃性能
- 用于电源跨线路等抗干扰场合

Features

- Metallized polypropylene structure
- Withstanding overvoltage stressing
- Excellent active and passive flame resistant abilities
- Used in across-the-line, interference suppression circuit

安全认证 Safety Approvals

●		CQC (中国)	IEC 60384-14:2013, X2, 305Vac/275Vac, 0.0010μF ~ 50.0μF, 40/110/56/B 证书号(Certificate No.): CQC03001002875
●		ENEC-VDE (欧盟)	EN 60384-14:2013+A1:2016, X2, 305Vac/275Vac, 0.0010μF ~ 50.0μF, 40/110/56/B 证书号(Certificate No.): 40000358
●		UL/CUL (美国/加拿大)	UL 60384-14:2009, CSA E60384-14:09, X2, 305Vac/275Vac, 0.0010μF ~ 50.0μF, 40/110/56/B 证书号(File No.): E186600, CCN: FOWX2/8
●		KC (韩国)	K 60384-14(2006-12), X2, 305Vac/275Vac, 0.0010μF ~ 3.0μF, 40/110/56/B 证书号(Certificate No.): SU03060-12001A/12002/12003/12004

技术要求 Specifications

气候类别/阻燃等级 Climatic Category/Passive Flammability Category	40/110/56/B		
工作温度范围 Operating Temperature Range	-40°C ~ +110°C		
额定电压 Rated Voltage(U _R)	305Vac/275Vac, 50Hz/60Hz		
最大连续直流电压 Maximum continuous DC voltage	630Vdc		
电容量范围 Capacitance Range	0.0010μF ~ 25.0μF		
电容量偏差 Capacitance Tolerance	±10%(K), ±20%(M)		
耐电压 Voltage Proof	引线之间 Between Terminals:	4.3U _R (Vdc), 2s	
	极壳之间 Between Terminals To Case:	2 120Vac, 1min	
绝缘电阻 Insulation Resistance	R ≥ 15 000Ω, C _N ≤ 0.33μF	(20°C, 100V, 1min)	
	RC _N ≥ 5 000s, C _N > 0.33μF		
损耗角正切 Dissipation Factor(tanδ)	0.0010μF ≤ C _N < 0.010μF	≤ 20 × 10 ⁻⁴ (20°C, 1kHz)	≤ 20 × 10 ⁻⁴ (20°C, 10kHz)
	0.010μF ≤ C _N < 0.47μF	≤ 10 × 10 ⁻⁴ (20°C, 1kHz)	≤ 20 × 10 ⁻⁴ (20°C, 10kHz)
	0.47μF ≤ C _N ≤ 1.0μF	≤ 20 × 10 ⁻⁴ (20°C, 1kHz)	≤ 40 × 10 ⁻⁴ (20°C, 10kHz)
	1.0μF < C _N ≤ 10.0μF	≤ 30 × 10 ⁻⁴ (20°C, 1kHz)	-----
	10.0μF < C _N ≤ 50.0μF	≤ 40 × 10 ⁻⁴ (20°C, 1kHz)	-----
注: 1. 推荐用于电网额定电压不超过250VAC场合; 2. 如果需要用到承载一定纹波电流场合, 建议选用C6A等专用的滤波电容器; 如有疑问, 请与我司技术工程师联系; 3. 若用于户外或长期湿度较大场合, 建议选用防潮设计。	Recommend for max rated supply mains voltage 250Vac application; If used in application which has ripple current applied, recommend to use AC filter series: C6A etc; If have any questions please contact our technical engineer for more detail; For outdoor or severe humidity condition application, recommend to use THB series.		



■ 产品编码说明 Part number system

■ 15 位产品代码如下:

The 15 digits part number is formed as follow:

1	2	3	4	5	6	7	8	9	10	11	12	13	14	15
C	4	2												

第 1~3 位	型号代码 C42= MKP62	Digit 1 to 3	Series code C42= MKP62
第 4~5 位	交流额定电压 Q2=305V P2=275V	Digit 4 to 5	AC rated voltage Q2=305V P2=275V
第 6~8 位	标称容量 举例: 103=10×10³pF=0.01μF	Digit 6 to 8	Rated capacitance value for example: 103=10×10³pF=0.01μF
第 9 位	容量偏差 K=±10%, M=±20%	Digit 9	Capacitance tolerance K=±10%, M=±20%
第 10 位	引线脚距 P 3=7.5mm 4=10.0mm 6=15.0mm 9=22.5mm B=27.5mm D=32.5mm F=37.5mm M=52.5mm	Digit 10	Pitch 3=7.5mm 4=10.0mm 6=15.0mm 9=22.5mm B=27.5mm D=32.5mm F=37.5mm M=52.5mm
第 11 位	内部特征码	Digit 11	Internal use
第 12~15 位	引线加工和包装代码	Digit 12 to 15	Lead form and packaging code

■ Table 1 引线加工和包装代码 lead form and packaging code

第 12 位 Digit 12		第 13 位 Digit 13		第 14 位 Digit 14		第 15 位 Digit 15	
代码 Code	说明 explanation	代码 Code	说明 explanation	代码 Code	说明 explanation	代码 Code	说明 explanation
A	弹带包装 ammo-pack	3 4 6	F=7.5mm F=10.0mm F=15.0mm	0	表示直脚 straight	1 5	产品在连续的两个载带孔之间 each cap.among two consecutive holes P3=12.7mm, H=18.5mm(For pitch=7.5mm) P3=25.4mm; H=18.5mm (For pitch=10.0/15.0mm) (Detail parameter refer to page 16)
C	直脚 Straight lead "C" in the figure above	代码 Code 00 45	说明 explanation 标准的引线长度(18mm~26 mm) standard lead length 引线长度 4.5mm lead length 4.5mm			0	引线长度偏差±0.5mm 或标准长度 Length tolerance±0.5mm Or standard length
D E M	软绝缘线(多股) Insulated stranded leads 硬绝缘线(单股) Insulated solid leads 软绝缘线(多股), 外壳带正底安装耳 Insulated stranded leads Box with mounting foot	C5 K0 K2 L0	35mm 100mm 120mm 200mm 注 1: 这里的长度包含剥线长度 Note 1: This length includes the stripping parts 注 2: 一般 P≥27.5mm 产品才可选用绝缘线方式 Note 2: Normally, for P≥27.5mm Caps can choice Insulated leads			1 2 3 4	引线长度偏差 -5mm~0mm Length tolerance -5 mm~0 mm 引线长度偏差 0 mm~+5 mm Length tolerance 0 mm~+5 mm 引线长度偏差 0 mm~+10mm Length tolerance 0 mm~+10mm 引线长度偏差±5 mm Length tolerance±5 mm
T 3	P1=20.3mm±0.5mm P1=20mm±0.5mm	45 55	引线长度 4.5mm lead length 4.5mm 引线长度 5.5mm lead length 5.5mm			0	引线长度偏差±0.5mm 或标准长度 Length tolerance±0.5mm Or standard length



■ 外形尺寸 Dimensions(mm)
高性能型 High performance version

305Vac/275Vac [#]						
C _N (μF)	W	H	T	P	d	Part number
0.022	10.5	9.0	4.0	7.5	0.6	C42Q2223-30****
0.027	10.5	11.0	5.0	7.5	0.6	C42Q2273-30****
0.033	10.5	11.0	5.0	7.5	0.6	C42Q2333-30****
0.039	10.5	12.0	6.0	7.5	0.6	C42Q2393-30****
0.047	10.5	12.0	6.0	7.5	0.6	C42Q2473-30****
0.033	13.0	11.0	5.0	10.0	0.6	C42Q2333-40****
0.039	13.0	11.0	5.0	10.0	0.6	C42Q2393-40****
0.047	13.0	11.0	5.0	10.0	0.6	C42Q2473-40****
0.056	13.0	11.0	5.0	10.0	0.6	C42Q2563-40****
0.068	13.0	12.0	6.0	10.0	0.6	C42Q2683-40****
0.082	13.0	12.0	6.0	10.0	0.6	C42Q2823-40****
0.12	13.0	14.0	8.0	10.0	0.6	C42Q2124-40****
0.15	13.0	14.0	8.0	10.0	0.6	C42Q2154-40****
0.010	17.5	11.0	5.0	15.0	0.8	C42Q2103-60****
0.012	17.5	11.0	5.0	15.0	0.8	C42Q2123-60****
0.015	17.5	11.0	5.0	15.0	0.8	C42Q2153-60****
0.018	17.5	11.0	5.0	15.0	0.8	C42Q2183-60****
0.022	17.5	11.0	5.0	15.0	0.8	C42Q2223-60****
0.027	17.5	11.0	5.0	15.0	0.8	C42Q2273-60****
0.033	17.5	11.0	5.0	15.0	0.8	C42Q2333-60****
0.039	17.5	11.0	5.0	15.0	0.8	C42Q2393-60****
0.047	17.5	11.0	5.0	15.0	0.8	C42Q2473-60****
0.056	17.5	11.0	5.0	15.0	0.8	C42Q2563-60****
0.068	17.5	11.0	5.0	15.0	0.8	C42Q2683-60****
0.082	17.5	11.0	5.0	15.0	0.8	C42Q2823-60****
0.10	17.5	11.0	5.0	15.0	0.8	C42Q2104-60****
0.12	17.5	12.0	6.0	15.0	0.8	C42Q2124-60****
0.15	17.5	12.0	6.0	15.0	0.8	C42Q2154-60****
0.18	17.5	13.5	7.5	15.0	0.8	C42Q2184-60****
0.22	17.5	13.5	7.5	15.0	0.8	C42Q2224-60****
0.27	17.5	14.5	8.5	15.0	0.8	C42Q2274-60****
0.33	17.5	16.0	10.0	15.0	0.8	C42Q2334-60****
0.39	17.5	19.0	11.0	15.0	0.8	C42Q2394-60****
0.47	17.5	19.0	11.0	15.0	0.8	C42Q2474-60****

305Vac/275Vac [#]						
C _N (μF)	W	H	T	P	d	Part number
0.27	26.5	16.0	7.0	22.5	0.8	C42Q2274-90****
0.33	26.5	16.0	7.0	22.5	0.8	C42Q2334-90****
0.39	26.5	17.0	8.5	22.5	0.8	C42Q2394-90****
0.47	26.5	17.0	8.5	22.5	0.8	C42Q2474-90****
0.56	26.5	18.5	10.0	22.5	0.8	C42Q2564-90****
0.68	26.5	18.5	10.0	22.5	0.8	C42Q2684-90****
0.82	26.5	22.0	12.0	22.5	0.8	C42Q2824-90****
1.0	26.5	22.0	12.0	22.5	0.8	C42Q2105-90****
1.2	26.5	24.5	15.5	22.5	0.8	C42Q2125-90****
1.5	26.5	24.5	15.5	22.5	0.8	C42Q2155-90****
0.82	32.0	20.0	11.0	27.5	0.8	C42Q2824-B0****
1.0	32.0	20.0	11.0	27.5	0.8	C42Q2105-B0****
1.2	32.0	22.0	13.0	27.5	0.8	C42Q2125-B0****
1.5	32.0	22.0	13.0	27.5	0.8	C42Q2155-B0****
1.8	32.0	24.5	15.0	27.5	0.8	C42Q2185-B0****
2.2	32.0	28.0	14.0	27.5	0.8	C42Q2225-B0****
2.7	32.0	33.0	18.0	27.5	0.8	C42Q2275-B0****
3.3	32.0	33.0	18.0	27.5	0.8	C42Q2335-B0****
3.9	32.0	37.0	22.0	27.5	0.8	C42Q2395-B0****
4.7	32.0	37.0	22.0	27.5	0.8	C42Q2475-B0****
1.5	41.0	22.0	11.0	37.5	1.0	C42Q2155-F0****
★1.8	41.0	26.0	12.0	37.5	1.0	C42Q2185-F0****
★2.2M	41.0	26.0	12.0	37.5	1.0	C42Q2225MF0****
2.2K	42.0	28.0	14.0	37.5	1.0	C42Q2225KF0****
2.7	42.0	28.0	14.0	37.5	1.0	C42Q2275-F0****
3.3	41.0	30.0	16.0	37.5	1.0	C42Q2335-F0****
3.9	41.0	32.0	17.0	37.5	1.0	C42Q2395-F0****
4.7	41.0	33.5	18.5	37.5	1.0	C42Q2475-F0****
5.6	41.0	37.0	22.0	37.5	1.0	C42Q2565-F0****
6.8	41.0	37.0	22.0	37.5	1.0	C42Q2685-F0****
8.2	41.0	41.0	26.0	37.5	1.0	C42Q2825-F0****
10.0	41.0	43.0	28.0	37.5	1.0	C42Q2106-F0****

- 备注 Note: 1. “-”表示容量偏差。 “-” =capacitance tolerance code. M=±20%, K=±10%。
 2. “****”表示引线加工和包装代码(见表1)。“****” =lead form and packing code(refer to table 1).
 3. “#”当额定电压为 275Vac 时,第 4~5 位是 P2。“#” when the rated voltage is 275Vac, the digit 4~5 is P2.
 4. 不用于与电源串联的场合,与电源串联用请参见降压专用电容器 P153。
 Not for use in series with the mains, the capacitors for series with the mains, please refer Page 153.
 5. “★”表示外壳为圆弧底。“★” = Arc bottom of the outer shell.

X-ON Electronics

Largest Supplier of Electrical and Electronic Components

Click to view similar products for [Safety Capacitors](#) category:

Click to view products by [FARATRONIC](#) manufacturer:

Other Similar products are found below :

[B32022B3223K026](#) [B32912A3104K026](#) [B81123C1102M003](#) [MKPY2-.02230020P15](#) [46KN333000M1M](#) [46KN422000P0M](#)
[46KR422000M1K](#) [MP2683KGC2XLC](#) [MP2124KGC3XLC](#) [MP2684KGD4XLC](#) [MP2474KGE1XLC](#) [46KF268000M1M](#) [46KI3150NDM2M](#)
[PHE840MD6220MD13R30](#) [PHE840MY6470MD14R06](#) [PHE845VD5470MR06](#) [R463N4100ZAM1K](#) [MKPX2R-1/400/10P27](#)
[YP500101K040B20C2P](#) [YU0AH222M090DAMD0B](#) [LS1808N102K302NX080TM](#) [CY1471KE1IEB46X2A2](#) [CY1222ME5IEE48O2A2](#)
[MPX474K31DTEV158G0](#) [Y2560K-D1I-B4-AC250V](#) [HMF222MG3BW](#) [CY1471ME19EE45W2A2](#) [MPX104K31D2KN158HF](#)
[MPX224K31D2KN158G0](#) [PX104K2W1502](#) [C47S1472K60C000](#) [MP2224K32C5J6LC](#) [H102M050FQ55250L750A](#) [MP2474K32D6R8LC](#)
[MP2224K32C3J6LC](#) [MP2104K32C3J6LC](#) [PX334K2C1006](#) [YU0AC222M080L20C7B](#) [MP2473K27B2X6LC](#) [MP2224K32D4J8LC](#)
[MP2684K32D6T8LC](#) [ST3Y1Y5U332M500VAC](#) [ST3Y1Y5V472M500VAC](#) [MP2474K32D4X8LC](#) [MP2474K32D4J8LC](#)
[YU0AH332M110L4EB0B](#) [CY1681ME1IEE45S2A2](#) [Y1120K-E1I-B4-AC400V](#) [MP2154K32D2R8LC](#) [ST1Y1Y5V222M500VAC](#)