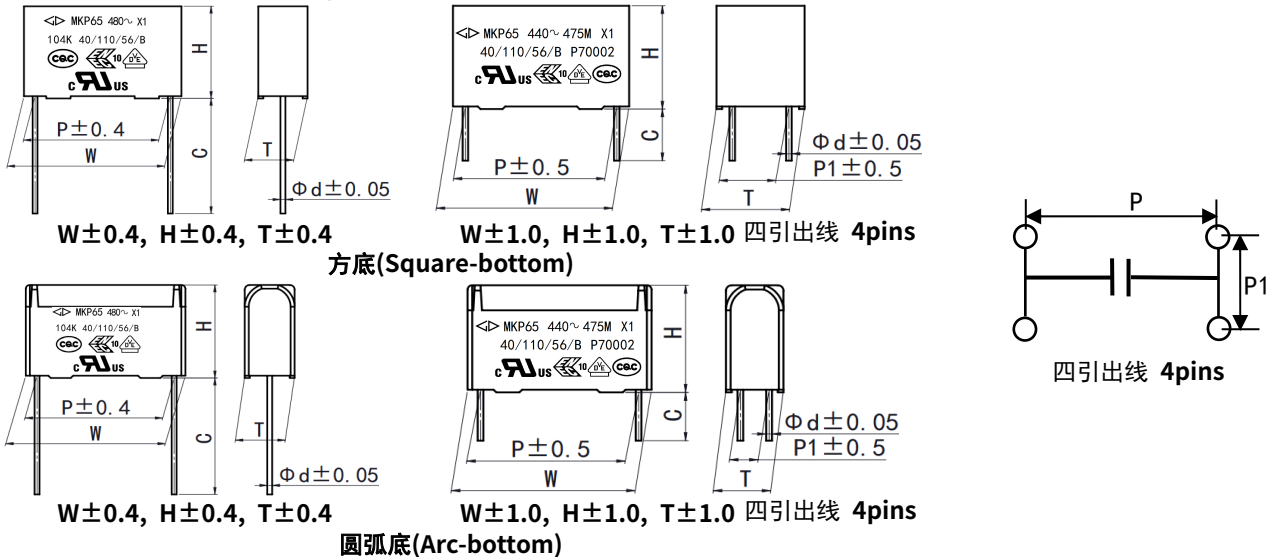


# 金属化聚丙烯膜抗干扰电容器(X1类, 480Vac/440Vac) Metallized polypropylene film Interference Suppression capacitor(Class X2, 480Vac/440Vac)

## 外形图 Outline Drawing



## 特点

- 金属化聚丙烯
- 体积小
- 能承受过压冲击
- 优异的阻燃性能
- 用于电源跨线路等抗干扰场合

## Features

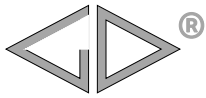
- Metallized polypropylene structure
- Compact size
- Withstanding overvoltage stressing
- Excellent active and passive flame resistant abilities
- Used in across-the-line, interference suppression circuit

## 安全认证 Safety Approvals

●		CQC (中国)	IEC 60384-14:2013, X1, 480Vac/440Vac, 0.0010μF ~ 10.0μF, 40/110/56/B 证书号(Certificate No.): CQC06001016942
●		ENEC-VDE (欧盟)	EN 60384-14:2013+A1:2016, X1, 480Vac/440Vac, 0.0010μF ~ 10.0μF, 40/110/56/B 证书号(Certificate No.): 40021925
●		UL/CUL (美国/加拿大)	UL 60384-14:2014, CSA E60384-14:09, X1, 480Vac/440Vac, 0.0010μF ~ 10.0μF, 40/110/56/B 证书号(File No.): E186600, CCN: FOWX2/8

## 技术要求 Specifications

气候类别/阻燃等级 Climatic Category/Passive Flammability	40/110/56/B		
工作温度范围 Operating Temperature Range	- 40°C ~ +110°C		
额定电压 Rated Voltage(U <sub>R</sub> )	480Vac/440Vac, 50Hz/60Hz		
最大连续直流电压 Maximum continuous DC voltage	1 000Vdc		
电容量范围 Capacitance Range	0.0010μF ~ 10.0μF		
电容量偏差 Capacitance Tolerance	±10%(K), ±20%(M)		
耐电压 Voltage Proof	引线之间 Between Terminals:	4.3U <sub>R</sub> (Vdc), 2s	
	极壳之间 Between Terminals To Case:	2 560Vac, 1min	
绝缘电阻 Insulation Resistance	R ≥ 15 000MΩ, C <sub>N</sub> ≤ 0.33μF	(20°C, 100V, 1min)	
	RC <sub>N</sub> ≥ 5 000s, C <sub>N</sub> > 0.33μF		
损耗角正切 Dissipation Factor(tanδ)	0.0010μF ≤ C <sub>N</sub> ≤ 0.010μF	≤ 25 × 10 <sup>-4</sup> (20°C, 1kHz)	≤ 25 × 10 <sup>-4</sup> (20°C, 10kHz)
	0.010μF < C <sub>N</sub> ≤ 0.47μF	≤ 15 × 10 <sup>-4</sup> (20°C, 1kHz)	≤ 20 × 10 <sup>-4</sup> (20°C, 10kHz)
	0.47μF < C <sub>N</sub> ≤ 1.0μF	≤ 20 × 10 <sup>-4</sup> (20°C, 1kHz)	≤ 40 × 10 <sup>-4</sup> (20°C, 10kHz)
	1.0μF < C <sub>N</sub>	≤ 30 × 10 <sup>-4</sup> (20°C, 1kHz)	-----
注: 1. 如果需要用到承载一定纹波电流场合, 建议选用C6A等专用的滤波电容器; 如有疑问, 请与我司技术工程师联系; 2. 若用于户外或长期湿度较大场合, 建议选用防潮设计。		If used in application which has ripple current applied, recommend to use AC filter series: C6A etc; If have any questions please contact our technical engineer for more detail; For outdoor or severe humidity condition application, recommend to use THB series.	



**MKP65**  
Code:C45

■ **产品编码说明 Part number system**

■ 15 位产品代码如下:

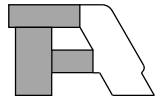
The 15 digits part number is formed as follow:

1	2	3	4	5	6	7	8	9	10	11	12	13	14	15
C	4	5												

第 1~3 位	型号代码	Digit 1 to 3	Series code
	C45=MKP65		C45=MKP65
第 4~5 位	交流额定电压	Digit 4 to 5	AC rated voltage
	S1=440V S3=480V		S1=440V S3=480V
第 6~8 位	标称容量	Digit 6 to 8	Rated capacitance value
	举例:103=10×10 <sup>3</sup> pF=0.01μF		for example: 103=10×10 <sup>3</sup> pF=0.01μF
第 9 位	容量偏差	Digit 9	Capacitance tolerance
	K=±10%, M=±20%		K=±10%, M=±20%
第 10 位	引线脚距 P	Digit 10	Pitch
	3=7.5mm 4=10.0mm 6=15.0mm		3=7.5mm 4=10.0mm 6=15.0mm
	9=22.5mm B=27.5mm F=37.5mm		9=22.5mm B=27.5mm F=37.5mm
	M=52.5mm		M=52.5mm
第 11 位	内部特征码	Digit 11	Internal use
第 12~15 位	引线加工和包装代码	Digit 12 to 15	Lead form and packaging code

■ **Table 1 引线加工和包装代码 lead form and packaging code**

第 12 位 Digit 12		第 13 位 Digit 13		第 14 位 Digit 14		第 15 位 Digit 15	
代码 Code	说明 explanation	代码 Code	说明 explanation	代码 Code	说明 explanation	代码 Code	说明 explanation
A	弹带包装 ammo-pack	4	F=10.0mm	0	表示直脚 straight	5	P3=25.4mm; H=18.5mm (For pitch=10.0/15.0mm) (Detail parameter refer to page 16)
		6	F=15.0mm				
C	直脚 Straight lead "C" in the figure above	代码 Code	说明 explanation			0	引线长度偏差±0.5mm 或标准长度 Length tolerance±0.5mm Or standard length
		00	标准的引线长度(18mm~26 mm) standard lead length				
		45	引线长度 4.5mm lead length 4.5mm				
T	P1=20.3mm±0.5mm	45	引线长度 4.5mm lead length 4.5mm			0	引线长度偏差±0.5mm 或标准长度 Length tolerance±0.5mm Or standard length
3	P1=20mm±0.5mm	55	引线长度 5.5mm lead length 5.5mm				



■ 外形尺寸 Dimensions(mm)

440Vac/480Vac <sup>#</sup>							440Vac/480Vac <sup>#</sup>							440Vac/480Vac <sup>#</sup>						
C <sub>N</sub> (μF)	W	H	T	P	d	Part number	C <sub>N</sub> (μF)	W	H	T	P	d	Part number	C <sub>N</sub> (μF)	W	H	T	P	d	Part number
0.0010	10.5	9.0	4.0	7.5	0.6	C45S1102-30****	0.056M	17.5	12.0	6.0	15.0	0.6	C45S1563M6S****	★1.0M	32.0	16.0	27.5	27.5	0.8	C45S1105MBC****
0.0012	10.5	9.0	4.0	7.5	0.6	C45S1122-30****	0.056K	17.5	12.0	7.0	15.0	0.6	C45S1563K6S****	★1.0K	32.0	18.5	31.0	27.5	0.8	C45S1105KBC****
0.0015	10.5	9.0	4.0	7.5	0.6	C45S1152-30****	0.068	17.5	13.5	7.5	15.0	0.6	C45S1683-6S****	1.0	32.0	28.0	17.0	27.5	0.8	C45S1105-BA****
0.0018	10.5	9.0	4.0	7.5	0.6	C45S1182-30****	0.068	17.5	12.0	13.0	15.0	0.8	C45S1683-6C****	1.0	32.0	30.0	16.0	27.5	0.8	C45S1105-BS****
0.0022	10.5	9.0	4.0	7.5	0.6	C45S1222-30****	0.082	17.5	14.0	8.0	15.0	0.6	C45S1823-6S****	1.2M	32.0	30.0	16.0	27.5	0.8	C45S1125MBS****
0.0027	10.5	9.0	4.0	7.5	0.6	C45S1272-30****	0.10M	17.5	14.0	8.0	15.0	0.6	C45S1104M6S****	1.2M	32.0	28.0	17.0	27.5	0.8	C45S1125MBA****
0.0033	10.5	9.0	4.0	7.5	0.6	C45S1332-30****	0.10K	17.5	14.5	8.5	15.0	0.6	C45S1104K6S****	1.2K	32.0	29.0	19.0	27.5	0.8	C45S1125KBA****
0.0039	10.5	9.0	4.0	7.5	0.6	C45S1392-30****	0.12	17.5	16.0	10.0	15.0	0.8	C45S1124-6S****	1.2K	32.0	33.0	18.0	27.5	0.8	C45S1125KBS****
0.0047	10.5	9.0	4.0	7.5	0.6	C45S1472-30****	0.15M	17.5	16.0	10.0	15.0	0.8	C45S1154M6S****	★1.5M	32.0	18.5	31.0	27.5	0.8	C45S1155MBC****
0.0056	10.5	9.0	4.0	7.5	0.6	C45S1562-30****	0.15K	17.5	19.0	11.0	15.0	0.8	C45S1154K6S****	1.5	32.0	33.0	18.0	27.5	0.8	C45S1155-BS****
0.0068	10.5	11.0	5.0	7.5	0.6	C45S1682-30****	0.18	17.5	19.0	11.0	15.0	0.8	C45S1184-6S****	1.8	32.0	37.0	22.0	27.5	0.8	C45S1185-BS****
0.0082	10.5	11.0	5.0	7.5	0.6	C45S1822-30****	0.039	26.5	15.0	6.0	22.5	0.8	C45S1393-90****	2.2M	32.0	37.0	22.0	27.5	0.8	C45S1225MBS****
0.010	10.5	11.0	5.0	7.5	0.6	C45S1103-30****	0.047	26.5	15.0	6.0	22.5	0.8	C45S1473-90****	0.33	41.0	22.0	11.0	37.5	1.0	C45S1334-F0****
0.012	10.5	12.0	6.0	7.5	0.6	C45S1123-30****	0.056	26.5	15.0	6.0	22.5	0.8	C45S1563-90****	0.39	41.0	22.0	11.0	37.5	1.0	C45S1394-F0****
0.015M	10.5	12.0	6.0	7.5	0.6	C45S1153M30****	0.068	26.5	15.0	6.0	22.5	0.8	C45S1683-90****	0.47	41.0	22.0	11.0	37.5	1.0	C45S1474-FS****
0.0010	13.0	9.0	4.0	10.0	0.6	C45S1102-40****	0.082	26.5	15.0	6.0	22.5	0.8	C45S1823-9S****	0.56	41.0	22.0	11.0	37.5	1.0	C45S1564-FS****
0.0012	13.0	9.0	4.0	10.0	0.6	C45S1122-40****	0.10	26.5	15.0	6.0	22.5	0.8	C45S1104-9S****	0.68	41.0	22.0	11.0	37.5	1.0	C45S1684-FS****
0.0015	13.0	9.0	4.0	10.0	0.6	C45S1152-40****	0.12	26.5	15.0	6.0	22.5	0.8	C45S1124-9S****	0.82M	41.0	22.0	11.0	37.5	1.0	C45S1824MFS****
0.0018	13.0	9.0	4.0	10.0	0.6	C45S1182-40****	0.15	26.5	16.0	7.0	22.5	0.8	C45S1154-9S****	0.82K	41.0	24.0	13.0	37.5	1.0	C45S1824KFS****
0.0022	13.0	9.0	4.0	10.0	0.6	C45S1222-40****	0.18	26.5	17.0	8.5	22.5	0.8	C45S1184-9S****	1.0	41.0	24.0	13.0	37.5	1.0	C45S1105-FS****
0.0027	13.0	9.0	4.0	10.0	0.6	C45S1272-40****	0.22	26.5	17.0	8.5	22.5	0.8	C45S1224-9S****	1.0	42.0	15.0	24.0	37.5	1.0	C45S1105-FC****
0.0033	13.0	9.0	4.0	10.0	0.6	C45S1332-40****	0.27	26.5	18.5	10.0	22.5	0.8	C45S1274-9S****	1.2	41.0	26.0	15.0	37.5	1.0	C45S1125-FA****
0.0039	13.0	9.0	4.0	10.0	0.6	C45S1392-40****	0.33	26.5	20.0	11.0	22.5	0.8	C45S1334-9S****	1.2	42.0	28.0	14.0	37.5	1.0	C45S1125-FS****
0.0047	13.0	9.0	4.0	10.0	0.6	C45S1472-4S****	0.39	26.5	20.0	11.0	22.5	0.8	C45S1394-9S****	1.5M	41.0	26.0	15.0	37.5	1.0	C45S1155MFA****
0.0056	13.0	9.0	4.0	10.0	0.6	C45S1562-4S****	0.47M	26.5	22.0	12.0	22.5	0.8	C45S1474M9S****	1.5M	42.0	28.0	14.0	37.5	1.0	C45S1155MFS****
0.0068	13.0	9.0	4.0	10.0	0.6	C45S1682-4S****	0.47K	26.5	23.0	13.5	22.5	0.8	C45S1474K9S****	1.5K	41.0	30.0	16.0	37.5	1.0	C45S1155KFS****
0.0082	13.0	9.0	4.0	10.0	0.6	C45S1822-4S****	0.56M	26.5	23.0	13.5	22.5	0.8	C45S1564M9S****	1.5	42.0	19.0	24.0	37.5	1.0	C45S1155-FC****
0.010	13.0	9.0	4.0	10.0	0.6	C45S1103-4S****	0.56K	26.5	24.5	15.5	22.5	0.8	C45S1564K9S****	1.8M	41.0	30.0	16.0	37.5	1.0	C45S1185MFS****
0.012	13.0	11.0	5.0	10.0	0.6	C45S1123-4S****	0.68M	26.5	24.5	15.5	22.5	0.8	C45S1684M9S****	1.8K	41.0	32.0	17.0	37.5	1.0	C45S1185KFS****
0.015	13.0	11.0	5.0	10.0	0.6	C45S1153-4S****	0.15	32.0	18.0	9.0	27.5	0.8	C45S1154-B0****	2.2M	41.0	32.0	17.0	37.5	1.0	C45S1225MFA****
0.018	13.0	11.0	5.0	10.0	0.6	C45S1183-4S****	0.18	32.0	18.0	9.0	27.5	0.8	C45S1184-B0****	2.2	41.0	33.5	18.5	37.5	1.0	C45S1225-FS****
0.022	13.0	11.0	5.0	10.0	0.6	C45S1223-4S****	0.22	32.0	18.0	9.0	27.5	0.8	C45S1224-B0****	2.7	41.0	37.0	22.0	37.5	1.0	C45S1275-FS****
0.027	13.0	12.0	6.0	10.0	0.6	C45S1273-4S****	0.27	32.0	18.0	9.0	27.5	0.8	C45S1274-BS****	3.3M	41.0	37.0	22.0	37.5	1.0	C45S1335MFS****
0.033	13.0	12.0	6.0	10.0	0.6	C45S1333-4S****	0.33	32.0	18.0	9.0	27.5	0.8	C45S1334-BS****	3.3K	41.0	41.0	26.0	37.5	1.0	C45S1335KFS****
0.039	13.0	13.0	7.0	10.0	0.6	C45S1393-4S****	0.33	32.0	12.0	18.0	27.5	0.8	C45S1334-BC****	3.3K	41.5	37.5	27.5	37.5	1.0	C45S1335KFA****
0.047M	13.0	13.0	7.0	10.0	0.6	C45S1473M4S****	0.39	32.0	20.0	11.0	27.5	0.8	C45S1394-BS****	3.9	41.0	41.0	26.0	37.5	1.0	C45S1395-FS****
0.047K	13.0	14.0	8.0	10.0	0.6	C45S1473K4S****	0.47	32.0	20.0	11.0	27.5	0.8	C45S1474-BS****	3.9	41.5	37.5	27.5	37.5	1.0	C45S1395-FA****
0.056	13.0	14.0	8.0	10.0	0.6	C45S1563-4S****	★0.47	32.0	12.0	22.0	27.5	0.8	C45S1474-BC****	4.7M	41.0	43.0	28.0	37.5	1.0	C45S1475MFS****
0.010	17.5	9.5	5.0	15.0	0.6	C45S1103-6S****	0.56	32.0	22.0	13.0	27.5	0.8	C45S1564-BS****	4.7K	42.0	45.0	30.0	37.5	1.0	C45S1475KFS****
0.012	17.5	9.5	5.0	15.0	0.6	C45S1123-6S****	0.68M	32.0	22.0	13.0	27.5	0.8	C45S1684MBS****	★4.7	57.0	38.0	24.0	52.5	1.2	C45S1475-MST**
0.015	17.5	9.5	5.0	15.0	0.6	C45S1153-6S****	0.68K	32.0	25.0	13.0	27.5	0.8	C45S1684KBA****	5.6	57.0	45.0	30.0	52.5	1.2	C45S1565-MST**
0.018	17.5	9.5	5.0	15.0	0.6	C45S1183-6S****	0.68K	32.0	24.5	15.0	27.5	0.8	C45S1684KBS****	6.8	57.0	45.0	30.0	52.5	1.2	C45S1685-MST**
0.022	17.5	9.5	5.0	15.0	0.6	C45S1223-6S****	★0.68	32.0	16.0	22.0	27.5	0.8	C45S1684-BC****	6.8	57.0	30.0	44.0	52.5	1.2	C45S1685-MCT**
0.027	17.5	11.0	5.0	15.0	0.6	C45S1273-6S****	0.82M	32.0	25.0	13.0	27.5	0.8	C45S1824MBS****	8.2	57.0	50.0	35.0	52.5	1.2	C45S1825-MST**
0.033	17.5	11.0	5.0	15.0	0.6	C45S1333-6S****	0.82K	32.0	24.5	15.0	27.5	0.8	C45S1824KBS****	10.0	57.0	50.0	35.0	52.5	1.2	C45S1106-MST**
0.039	17.5	12.0	6.0	15.0	0.6	C45S1393-6S****	0.82K	32.0	28.0	14.0	27.5	0.8	C45S1824KBA****							
0.047	17.5	12.0	6.0	15.0	0.6	C45S1473-6S****														

备注 Note: 1. “-”表示容量偏差。 “-”=capacitance tolerance code. M=±20%, K=±10%.  
 2. “\*\*\*\*”表示引线加工和包装代码(见表1)。 “\*\*\*\*”=lead form and packing code(refer to table 1).  
 3. “#”当额定电压为 480Vac 时,第 4~5 位是 S3。 “#” when the rated voltage is 480Vac, the digit 4~5 is S3.  
 4. “★”表示外壳为圆弧底。 “★”=Arc bottom of the outer shell.

## X-ON Electronics

Largest Supplier of Electrical and Electronic Components

*Click to view similar products for [Safety Capacitors](#) category:*

*Click to view products by [FARATRONIC](#) manufacturer:*

Other Similar products are found below :

[B32022B3223K026](#) [B32912A3104K026](#) [46KI3470DQM1K](#) [B32913A3154K](#) [B81123C1102M003](#) [MKPY2-.02230020P15](#)  
[46KN333000M1M](#) [46KN422000P0M](#) [DE1E3KX222MJ4BN01F](#) [46KR422000M1K](#) [HUB2200-S](#) [46KF268000M1M](#) [46KI3150NDM2M](#)  
[PHE840MD6220MD13R30](#) [PHE840MY6470MD14R06](#) [PHE845VD5470MR06](#) [R463N4100ZAM1K](#) [MKPX2R-1/400/10P27](#)  
[YP500101K040B20C2P](#) [YU0AH222M090DAMD0B](#) [LS1808N102K302NX080TM](#) [CY1471KE1IEB46X2A2](#) [CY1222ME5IEE48O2A2](#)  
[MPX474K31DTEV158G0](#) [CY1471ME19EE45W2A2](#) [MPX104K31D2KN158HF](#) [MPX224K31D2KN158G0](#) [PX104K2W1502](#)  
[YU1AH222M090DASD0H](#) [C47S1472K60C000](#) [MP2224K32C5J6LC](#) [H102M050FQ55250L750A](#) [MP2474K32D6R8LC](#)  
[MP2224K32C3J6LC](#) [MP2104K32C3J6LC](#) [PX334K2C1006](#) [YU0AC222M080L20C7B](#) [MP2473K27B2X6LC](#) [MP2224K32D4J8LC](#)  
[MP2684K32D6T8LC](#) [ST3Y1Y5U332M500VAC](#) [ST3Y1Y5V472M500VAC](#) [MP2474K32D4X8LC](#) [MP2474K32D4J8LC](#)  
[YU0AH332M110L4EB0B](#) [CY1681ME1IEE45S2A2](#) [Y1220J-E1I-B4-AC400V](#) [Y1120K-E1I-B4-AC400V](#) [MP2154K32D2R8LC](#)  
[ST1Y1Y5V222M500VAC](#)