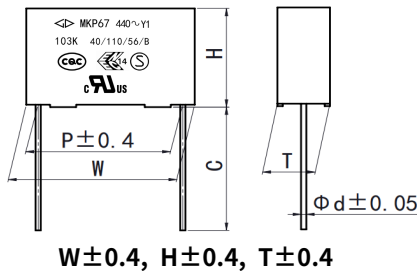


金属化聚丙烯膜抗干扰电容器(Y1类, 440Vac/500Vac)

Metallized polypropylene film Interference Suppression capacitor(Class Y1, 440Vac/500Vac)

外形图 Outline Drawing



特点

- 金属化聚丙烯
- 能承受过压冲击
- 优异的阻燃性能
- 广泛用于电源接地、旁路、天线耦合等抗干扰场合

Features

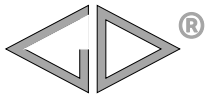
- Metallized polypropylene structure
- Withstanding overvoltage stressing
- Excellent active and passive flame resistant abilities
- Widely used in line to ground, line-by-pass, antenna coupling interference suppression circuit, etc

安全认证 Safety Approvals

| | | | |
|---|--|--------------------|--|
| ● | | CQC (中国) | IEC 60384-14:2013+AMD1:2016, Y1, 440Vac/500Vac/1 500Vdc, 0.00047μF ~ 0.022μF, 40/110/56/B 证书号(Certificate No.): CQC10001044432 |
| ● | | ENEC-SEMKO (欧盟) | EN 60384-14:2013+A1:2016, Y1, 440Vac/500Vac/1 500Vdc, 0.00047μF ~ 0.022μF, 40/110/56/B 证书号(Certificate No.): SE/0366-4B |
| ● | | UL/CUL (美国/加拿大) | UL 60384-14:2014, CSA E60384-14:09, Y1, 440Vac/500Vac/1 500Vdc, 0.00047μF ~ 0.022μF, 40/110/56/B 证书号(File No.): E186600, CCN: FOWX2/8 |

技术要求 Specifications

| | | |
|--|---|--|
| 气候类别/阻燃等级 Climatic Category/Passive Flammability Category | 40/110/56/B | |
| 工作温度范围 Operating Temperature Range | - 40°C ~ +110°C | |
| 额定电压 Rated Voltage(U_R) | 440Vac/500Vac, 50Hz/60Hz | |
| 额定直流电压 Rated DC voltage | 1 500Vdc | |
| 电容量范围 Capacitance Range | 0.000 47μF ~ 0.10μF | |
| 电容量偏差 Capacitance Tolerance | ±10%(K), ±20%(M) | |
| 耐电压 Voltage Proof | 引线之间 Between Terminals: | 4 000Vac, 2s |
| | 极壳之间 Between Terminals To Case: | 4 000Vac, 1min |
| 绝缘电阻 Insulation Resistance | $R \geq 15\ 000\ \Omega$ (20°C, 100V, 1min) | |
| 损耗角正切 Dissipation Factor($\tan\delta$) | $\leq 10 \times 10^{-4}$ (20°C, 1kHz) | $\leq 20 \times 10^{-4}$ (20°C, 10kHz) |



MKP67
Code:C47

■ **产品编码说明 Part number system**

■ 15 位产品代码如下:

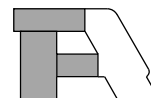
The 15 digits part number is formed as follow:

| | | | | | | | | | | | | | | |
|---|---|---|---|---|---|---|---|---|----|----|----|----|----|----|
| 1 | 2 | 3 | 4 | 5 | 6 | 7 | 8 | 9 | 10 | 11 | 12 | 13 | 14 | 15 |
| C | 4 | 7 | | | | | | | | | | | | |

| | | | |
|-----------|--------------------------------------|----------------|---|
| 第 1~3 位 | 型号代码 | Digit 1 to 3 | Series code |
| | C47=MKP67 | | C47=MKP67 |
| 第 4~5 位 | 交流额定电压 | Digit 4 to 5 | AC rated voltage |
| | S1=440V H2=500V | | S1=440V H2=500V |
| 第 6~8 位 | 标称容量 | Digit 6 to 8 | Rated capacitance value |
| | 举例: 103=10×10 ³ pF=0.01μF | | for example: 103=10×10 ³ pF=0.01μF |
| 第 9 位 | 容量偏差 | Digit 9 | Capacitance tolerance |
| | K=±10%, M=±20% | | K=±10%, M=±20% |
| 第 10 位 | 引线脚距 P | Digit 10 | Pitch |
| | 6=15.0mm 9=22.5mm B=27.5mm | | 6=15.0mm 9=22.5mm B=27.5mm |
| 第 11 位 | 内部特征码 | Digit 11 | Internal use |
| 第 12~15 位 | 引线加工和包装代码 | Digit 12 to 15 | Lead form and packaging code |

■ **Table 1 引线加工和包装代码 lead form and packaging code**

| 第 12 位 Digit 12 | | 第 13 位 Digit 13 | | 第 14 位 Digit 14 | | 第 15 位 Digit 15 | |
|-----------------|--|-----------------|--|-----------------|------------------|--|--|
| 代码 Code | 说明 explanation | 代码 Code | 说明 explanation | 代码 Code | 说明 explanation | 代码 Code | 说明 explanation |
| A | 弹带包装 ammo-pack | 6 | F=15.0mm | 0 | 表示直脚 straight | 5 | P3=25.4mm; H=18.5mm (For pitch=10.0/15.0mm) (Detail parameter refer to page 16) |
| C | 直脚 Straight lead "C" in the figure above | 代码 Code | 说明 explanation | | 0 | 引线长度偏差±0.5mm 或标准长度 Length tolerance±0.5mm Or standard length | |
| | | 00 | 标准的引线长度(18mm ~26 mm) standard lead length | | | | |
| | | 45 | 引线长度 4.5mm lead length 4.5mm | | | | |



■ 外形尺寸 Dimensions(mm)

| 440Vac | | | | | | |
|----------------|------|------|------|------|-----|-----------------|
| C _N | W | H | T | P | d | Part number |
| 470 pF | 17.5 | 11.0 | 5.0 | 15.0 | 0.6 | C47S1471-60**** |
| 560 pF | 17.5 | 11.0 | 5.0 | 15.0 | 0.6 | C47S1561-60**** |
| 680 pF | 17.5 | 11.0 | 5.0 | 15.0 | 0.6 | C47S1681-60**** |
| 820 pF | 17.5 | 11.0 | 5.0 | 15.0 | 0.6 | C47S1821-60**** |
| 0.0010 μF | 17.5 | 11.0 | 5.0 | 15.0 | 0.6 | C47S1102-60**** |
| 0.0012 μF | 17.5 | 11.0 | 5.0 | 15.0 | 0.6 | C47S1122-60**** |
| 0.0015 μF | 17.5 | 11.0 | 5.0 | 15.0 | 0.6 | C47S1152-60**** |
| 0.0018 μF | 17.5 | 12.0 | 6.0 | 15.0 | 0.6 | C47S1182-60**** |
| 0.0020 μF | 17.5 | 12.0 | 6.0 | 15.0 | 0.6 | C47S1202-60**** |
| 0.0022 μF | 17.5 | 12.0 | 6.0 | 15.0 | 0.6 | C47S1222-60**** |
| 0.0025 μF | 17.5 | 12.0 | 6.0 | 15.0 | 0.6 | C47S1252-60**** |
| 0.0027 μF | 17.5 | 13.5 | 7.5 | 15.0 | 0.6 | C47S1272-60**** |
| 0.0028 μF | 17.5 | 13.5 | 7.5 | 15.0 | 0.6 | C47S1282-60**** |
| 0.0033 μF | 17.5 | 13.5 | 7.5 | 15.0 | 0.6 | C47S1332-60**** |
| 0.0039 μF | 17.5 | 13.5 | 7.5 | 15.0 | 0.6 | C47S1392-60**** |
| 0.0040 μF | 17.5 | 13.5 | 7.5 | 15.0 | 0.6 | C47S1402-60**** |
| 0.0047 μF | 17.5 | 14.0 | 8.0 | 15.0 | 0.6 | C47S1472-60**** |
| 0.0050 μF | 17.5 | 14.5 | 8.5 | 15.0 | 0.6 | C47S1502-60**** |
| 0.0056 μF | 17.5 | 14.5 | 8.5 | 15.0 | 0.6 | C47S1562-60**** |
| 0.0068 μF | 17.5 | 16.0 | 10.0 | 15.0 | 0.8 | C47S1682-60**** |
| 0.0082 μF | 17.5 | 19.0 | 11.0 | 15.0 | 0.8 | C47S1822-60**** |
| 0.010 μF | 17.5 | 19.0 | 11.0 | 15.0 | 0.8 | C47S1103-60**** |
| 0.0056 μF | 26.5 | 15.0 | 6.0 | 22.5 | 0.8 | C47S1562-90**** |
| 0.0068 μF | 26.5 | 16.0 | 7.0 | 22.5 | 0.8 | C47S1682-90**** |
| 0.0082 μF | 26.5 | 17.0 | 8.5 | 22.5 | 0.8 | C47S1822-90**** |
| 0.010 μF | 26.5 | 17.0 | 8.5 | 22.5 | 0.8 | C47S1103-90**** |
| 0.012 μF | 26.5 | 18.5 | 10.0 | 22.5 | 0.8 | C47S1123-90**** |
| 0.015 μF | 26.5 | 18.5 | 10.0 | 22.5 | 0.8 | C47S1153-90**** |
| 0.018 μF | 26.5 | 20.0 | 11.0 | 22.5 | 0.8 | C47S1183-90**** |
| 0.022 μF | 26.5 | 22.0 | 12.0 | 22.5 | 0.8 | C47S1223-90**** |
| ▲0.022 μF | 32.0 | 20.0 | 11.0 | 27.5 | 0.8 | C47S1223-B0**** |
| ▲0.033 μF | 32.0 | 22.0 | 13.0 | 27.5 | 0.8 | C47S1333-B0**** |
| ▲0.047 μF | 32.0 | 28.0 | 14.0 | 27.5 | 0.8 | C47S1473-B0**** |
| ▲0.068 μF | 32.0 | 33.0 | 18.0 | 27.5 | 0.8 | C47S1683-B0**** |
| ▲0.10 μF | 32.0 | 37.0 | 22.0 | 27.5 | 0.8 | C47S1104-B0**** |

- 备注 Note: 1. “-”表示容量偏差。 “-”=capacitance tolerance code. M=±20%, K=±10%。
 2. “****”表示引线加工和包装代码(见表1)。“****”=lead form and packing code(refer to table 1).
 3. “#”当额定电压为 500Vac 时,第 4~5 位是 H2。“#”when the rated voltage is 500Vac, the digit 4~5 is H2.
 4. “▲”表示无认证。“▲”indicates no approval.

X-ON Electronics

Largest Supplier of Electrical and Electronic Components

Click to view similar products for [Safety Capacitors](#) category:

Click to view products by [FARATRONIC](#) manufacturer:

Other Similar products are found below :

[B32022B3223K026](#) [B32912A3104K026](#) [B81123C1102M003](#) [MKPY2-.02230020P15](#) [46KN333000M1M](#) [46KN422000P0M](#)
[46KR422000M1K](#) [MP1125KRE6RLC](#) [MP2683KGC2XLC](#) [MP2124KGC3XLC](#) [MP2684KGD4XLC](#) [MP2474KGE1XLC](#) [46KF268000M1M](#)
[46KI3150NDM2M](#) [PHE840MD6220MD13R30](#) [PHE840MY6470MD14R06](#) [PHE845VD5470MR06](#) [R463N4100ZAM1K](#) [MKPX2R-](#)
[1/400/10P27](#) [YP500101K040B20C2P](#) [YU0AH222M090DAMD0B](#) [LS1808N102K302NX080TM](#) [CY1471KE1IEB46X2A2](#)
[CY1222ME5IEE48O2A2](#) [MPX474K31DTEV158G0](#) [Y2560K-D1I-B4-AC250V](#) [HMF222MG3BW](#) [CY1471ME19EE45W2A2](#)
[MPX104K31D2KN158HF](#) [MPX224K31D2KN158G0](#) [PX104K2W1502](#) [MP2224K32C5J6LC](#) [H102M050FQ55250L750A](#)
[MP2474K32D6R8LC](#) [MP2224K32C3J6LC](#) [MP2104K32C3J6LC](#) [PX334K2C1006](#) [YU0AC222M080L20C7B](#) [MP2473K27B2X6LC](#)
[MP2224K32D4J8LC](#) [MP2684K32D6T8LC](#) [ST3Y1Y5U332M500VAC](#) [ST3Y1Y5V472M500VAC](#) [MP2474K32D4X8LC](#)
[MP2474K32D4J8LC](#) [YU0AH332M110L4EB0B](#) [CY1681ME1IEE45S2A2](#) [Y1220J-E1I-B4-AC400V](#) [Y1120K-E1I-B4-AC400V](#)
[MP2154K32D2R8LC](#)