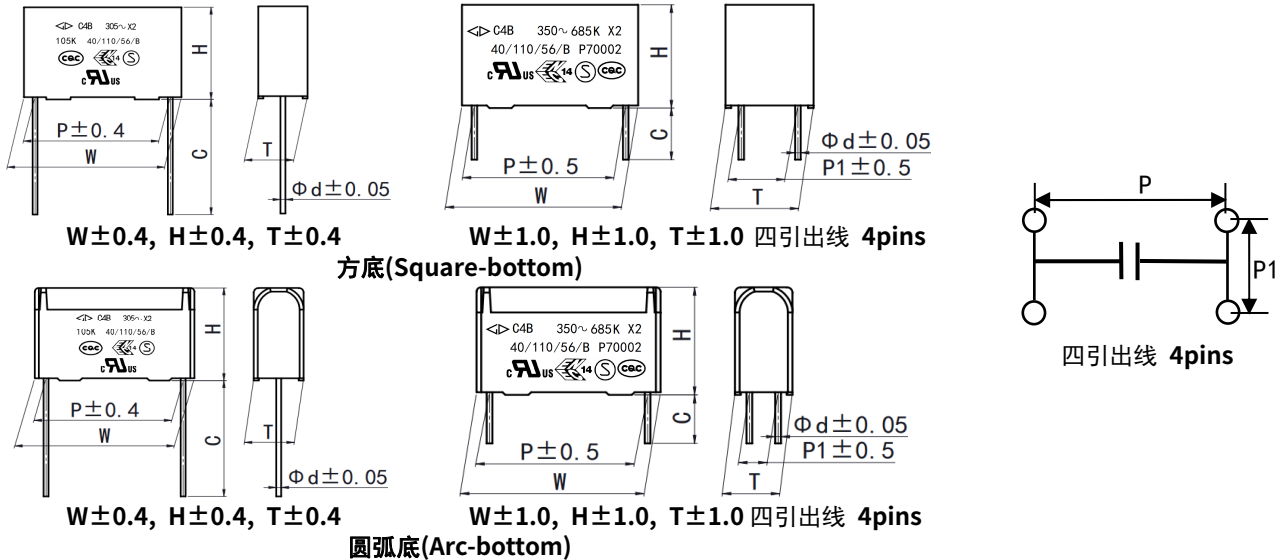


金属化聚丙烯膜抗干扰电容器(X2类, 305Vac/350Vac) Metallized polypropylene film Interference Suppression capacitor(Class X2, 305Vac/350Vac)

外形图 Outline Drawing



特点

- 金属化聚丙烯
- 能承受过压冲击
- 优异的阻燃性能
- 用于电源跨线路等抗干扰场合

Features

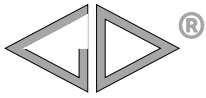
- Metallized polypropylene structure
- Withstanding overvoltage stressing
- Excellent active and passive flame resistant abilities
- Used in across-the-line, interference suppression circuit

安全认证 Safety Approvals

●		CQC (中国)	IEC 60384-14:2013, X2, 305Vac&350Vac, 0.010μF ~ 25.0μF, 40/110/56/B 证书号(Certificate No.): CQC14001118716
●		ENEC-SEMKO (欧盟)	EN 60384-14:2013+A1:2016, X2, 305Vac&350Vac, 0.010μF ~ 25.0μF, 40/110/56/B 证书号(Certificate No.): SE/0366-6B
●		UL/CUL (美国/加拿大)	UL 60384-14:2014, CSA E60384-14:09, X2, 305Vac&350Vac, 0.010μF ~ 25.0μF, 40/110/56/B 证书号(File No.): E186600, CCN: FOWX2/8

技术要求 Specifications

气候类别/阻燃等级 Climatic Category/Passive Flammability Category	40/110/56/B		
工作温度范围 Operating Temperature Range	-40°C ~ +110°C		
额定电压 Rated Voltage(U _R)	305Vac, 50Hz/60Hz	350Vac, 50Hz/60Hz	
最大连续直流电压 Maximum continuous DC voltage	560Vdc		630Vdc
电容量范围 Capacitance Range	0.010μF ~ 25.0μF		0.010μF ~ 20.0μF
电容量偏差 Capacitance Tolerance	±10%(K), ±20%(M)		
耐电压 Voltage Proof	引线之间 Between Terminals:	4.3U _R (Vdc), 2s	
	极壳之间 Between Terminals To Case:	2 200Vac, 1min	
绝缘电阻 Insulation Resistance	R ≥ 15 000MΩ, C _N ≤ 0.33μF (20°C, 100V, 1min) RC _N ≥ 5 000s, C _N > 0.33μF		
损耗角正切 Dissipation Factor(tanδ)	0.010μF ≤ C _N ≤ 1.0μF	≤ 15 × 10 ⁻⁴ (20°C, 1kHz)	≤ 40 × 10 ⁻⁴ (20°C, 10kHz)
	1.0μF < C _N ≤ 10.0μF	≤ 30 × 10 ⁻⁴ (20°C, 1kHz)	-----
	C _N > 10.0μF	≤ 40 × 10 ⁻⁴ (20°C, 1kHz)	-----
注: 1. 推荐用于电网额定电压不超过250VAC场合; 2. 如果需要用到承载一定纹波电流场合, 建议选用C6A等专用的滤波电容器; 如有疑问, 请与我司技术工程师联系; 3. 若用于户外或长期湿度较大场合, 建议选用防潮设计。	Recommend for max rated supply mains voltage 250Vac application; If used in application which has ripple current applied, recommend to use AC filter series: C6A etc; If have any questions please contact our technical engineer for more detail; For outdoor or severe humidity condition application, recommend to use THB series.		



C4B
Code:C4B

■ **产品编码说明 Part number system**

■ 15 位产品代码如下:

The 15 digits part number is formed as follow:

1	2	3	4	5	6	7	8	9	10	11	12	13	14	15
C	4	B												

第 1~3 位	型号代码 C4B	Digit 1 to 3	Series code C4B
第 4~5 位	交流额定电压 R2=350V Q2=305V	Digit 4 to 5	AC rated voltage R2=350V Q2=305V
第 6~8 位	标称容量 举例: 103=10×10³pF=0.01μF	Digit 6 to 8	Rated capacitance value for example: 103=10×10³pF=0.01μF
第 9 位	容量偏差 K=±10%, M=±20%	Digit 9	Capacitance tolerance K=±10%, M=±20%
第 10 位	引线脚距 P 4=10.0mm 6=15.0mm 9=22.5mm B=27.5mm F=37.5mm M=52.5mm	Digit 10	Pitch 4=10.0mm 6=15.0mm 9=22.5mm B=27.5mm F=37.5mm M=52.5mm
第 11 位	内部特征码	Digit 11	Internal use
第 12~15 位	引线加工和包装代码	Digit 12 to 15	Lead form and packaging code

■ **Table 1 引线加工和包装代码 lead form and packaging code**

第 12 位 Digit 12		第 13 位 Digit 13		第 14 位 Digit 14		第 15 位 Digit 15	
代码 Code	说明 explanation	代码 Code	说明 explanation	代码 Code	说明 explanation	代码 Code	说明 explanation
A	弹带包装 ammo-pack	3	F=7.5mm	0	表示直脚 straight	1	产品在连续的两个载带孔之间 each cap.among two consecutive holes P3=12.7mm, H=18.5mm (For pitch=7.5mm)
		4	F=10.0mm			5	P3=25.4mm; H=18.5mm (For pitch=10.0/15.0mm) (Detail parameter refer to page 16)
		6	F=15.0mm				
C	直脚 Straight lead "C" in the figure above	代码 Code	说明 explanation	0		0	引线长度偏差±0.5mm 或标准长度 Length tolerance ±0.5mm Or standard length
		00	标准的引线长度(18mm~26 mm) standard lead length				
		45	引线长度 4.5mm lead length 4.5mm				
D E M	软绝缘线(多股) Insulated stranded leads 硬绝缘线(单股) Insulated solid leads 软绝缘线(多股), 外壳带正底安装耳 Insulated stranded leads Box with mounting foot	C5	35mm	1		1	引线长度偏差 -5mm~0mm Length tolerance -5 mm ~0 mm
		K0	100mm				
		K2	120mm				
		L0	200mm				
			注 1: 这里的长度包含剥线长度 Note 1: This length includes the stripping parts 注 2: 一般 P≥27.5mm 产品才可选用绝缘线方式 Note 2: Normally, for P≥27.5mm Caps can choice Insulated leads				
T 3	P1=20.3mm±0.5mm P1=20mm±0.5mm	45	引线长度 4.5mm lead length 4.5mm	0		0	引线长度偏差±0.5mm 或标准长度 Length tolerance ±0.5mm Or standard length
		55	引线长度 5.5mm lead length 5.5mm				

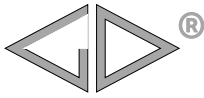


■ 外形尺寸 Dimensions(mm)

305Vac						
C _N (μF)	W	H	T	P	d	Part number
0.010	13.0	9.0	4.0	10.0	0.6	C4BQ2103-4S****
0.012	13.0	9.0	4.0	10.0	0.6	C4BQ2123-4S****
0.015	13.0	9.0	4.0	10.0	0.6	C4BQ2153-4S****
0.018	13.0	9.0	4.0	10.0	0.6	C4BQ2183-4S****
0.022	13.0	9.0	4.0	10.0	0.6	C4BQ2223-4S****
0.027	13.0	9.0	4.0	10.0	0.6	C4BQ2273-4S****
0.033	13.0	9.0	4.0	10.0	0.6	C4BQ2333-4S****
0.039	13.0	11.0	5.0	10.0	0.6	C4BQ2393-4S****
0.047	13.0	11.0	5.0	10.0	0.6	C4BQ2473-4S****
0.056	13.0	11.0	5.0	10.0	0.6	C4BQ2563-4S****
0.068	13.0	11.0	5.0	10.0	0.6	C4BQ2683-4S****
0.082	13.0	12.0	6.0	10.0	0.6	C4BQ2823-4S****
0.10	13.0	13.0	7.0	10.0	0.6	C4BQ2104-4S****
0.022	17.5	9.5	5.0	15.0	0.6	C4BQ2223-6S****
0.027	17.5	9.5	5.0	15.0	0.6	C4BQ2273-6S****
0.033	17.5	9.5	5.0	15.0	0.6	C4BQ2333-6S****
0.039	17.5	9.5	5.0	15.0	0.6	C4BQ2393-6S****
0.047	17.5	9.5	5.0	15.0	0.6	C4BQ2473-6S****
0.056	17.5	9.5	5.0	15.0	0.6	C4BQ2563-6S****
0.068	17.5	9.5	5.0	15.0	0.6	C4BQ2683-6S****
0.082	17.5	9.5	5.0	15.0	0.6	C4BQ2823-6S****
0.10	17.5	11.0	5.0	15.0	0.6	C4BQ2104-6S****
0.12	17.5	12.0	6.0	15.0	0.6	C4BQ2124-6S****
0.15	17.5	12.0	6.0	15.0	0.6	C4BQ2154-6S****
0.18	17.5	13.5	7.5	15.0	0.6	C4BQ2184-6S****
0.22	17.5	13.5	7.5	15.0	0.6	C4BQ2224-6S****
0.27	17.5	14.5	8.5	15.0	0.6	C4BQ2274-6S****
0.33	17.5	14.5	8.5	15.0	0.6	C4BQ2334-6S****
0.39	17.5	16.0	10.0	15.0	0.8	C4BQ2394-6S****
0.47	17.5	19.0	11.0	15.0	0.8	C4BQ2474-6S****
0.33	26.5	15.0	6.0	22.5	0.8	C4BQ2334-9S****
0.39	26.5	15.0	6.0	22.5	0.8	C4BQ2394-9S****
0.47	26.5	16.0	7.0	22.5	0.8	C4BQ2474-9S****
0.56	26.5	17.0	8.5	22.5	0.8	C4BQ2564-9S****
0.68	26.5	17.0	8.5	22.5	0.8	C4BQ2684-9S****
0.82	26.5	18.5	10.0	22.5	0.8	C4BQ2824-9S****
1.0	26.5	20.0	11.0	22.5	0.8	C4BQ2105-9S****
1.2	26.5	22.0	12.0	22.5	0.8	C4BQ2125-9S****
1.5	26.5	23.0	13.5	22.5	0.8	C4BQ2155-9S****
1.8	26.5	24.5	15.5	22.5	0.8	C4BQ2185-9S****
2.2M	26.5	24.5	15.5	22.5	0.8	C4BQ2225M9B****
2.2	26.5	29.5	14.5	22.5	0.8	C4BQ2225-9S****

305Vac						
C _N (μF)	W	H	T	P	d	Part number
0.47	32.0	18.0	9.0	27.5	0.8	C4BQ2474-BS****
0.56	32.0	18.0	9.0	27.5	0.8	C4BQ2564-BS****
0.68	32.0	18.0	9.0	27.5	0.8	C4BQ2684-BS****
0.82	32.0	18.0	9.0	27.5	0.8	C4BQ2824-BS****
1.0	32.0	18.0	9.0	27.5	0.8	C4BQ2105-BS****
1.2	32.0	20.0	11.0	27.5	0.8	C4BQ2125-BS****
1.5M	32.0	20.0	11.0	27.5	0.8	C4BQ2155MBS****
1.8	32.0	22.0	13.0	27.5	0.8	C4BQ2185-BS****
2.2	32.0	24.5	15.0	27.5	0.8	C4BQ2225-BS****
2.7	32.0	28.0	14.0	27.5	0.8	C4BQ2275-BS****
3.3	32.0	30.0	16.0	27.5	0.8	C4BQ2335-BS****
3.9M	32.0	33.0	18.0	27.5	0.8	C4BQ2395MBS****
4.7M	32.0	33.0	18.0	27.5	0.8	C4BQ2475MBS****
5.6	32.0	37.0	22.0	27.5	0.8	C4BQ2565-BS****
6.8M	32.0	37.0	22.0	27.5	0.8	C4BQ2685MBS****
1.0	41.0	22.0	11.0	37.5	1.0	C4BQ2105-FS****
1.2	41.0	22.0	11.0	37.5	1.0	C4BQ2125-FS****
1.5	41.0	22.0	11.0	37.5	1.0	C4BQ2155-FS****
1.8	41.0	22.0	11.0	37.5	1.0	C4BQ2185-FS****
2.2	41.0	24.0	13.0	37.5	1.0	C4BQ2225-FS****
2.7	41.0	26.0	15.0	37.5	1.0	C4BQ2275-FS****
3.3	41.0	26.0	15.0	37.5	1.0	C4BQ2335-FA****
3.3	42.0	28.0	14.0	37.5	1.0	C4BQ2335-FS****
3.9	41.0	30.0	16.0	37.5	1.0	C4BQ2395-FS****
4.7M	41.0	30.0	16.0	37.5	1.0	C4BQ2475MFS****
4.7K	41.0	32.0	17.0	37.5	1.0	C4BQ2475KFS****
5.6	41.0	33.5	18.5	37.5	1.0	C4BQ2565-FS****
★ 6.8	41.0	34.0	20.0	37.5	1.0	C4BQ2685-FS****
8.2	41.0	37.0	22.0	37.5	1.0	C4BQ2825-FS****
★ 10.0	41.0	41.0	26.0	37.5	1.0	C4BQ2106-FS****
12.0	41.0	43.0	28.0	37.5	1.0	C4BQ2126-FS****
15.0M	42.0	45.0	30.0	37.5	1.0	C4BQ2156MFS****
★ 15.0K	42.0	50.0	30.0	37.5	1.0	C4BQ2156KFS****
18.0	57.0	45.0	30.0	52.5	1.2	C4BQ2186-MST***
20.0	57.0	45.0	30.0	52.5	1.2	C4BQ2206-MST***
25.0	57.0	50.0	35.0	52.5	1.2	C4BQ2256-MST***

备注 Note: 1. “-”表示容量偏差。“=”=capacitance tolerance code. M=±20%, K=±10%.
 2. “****”表示引线加工和包装代码(见表1)。“****”=lead form and packing code(refer to table 1).
 3. “★”表示外壳为圆弧底。“★”= Arc bottom of the outer shell.



C4B
Code:C4B

■ 外形尺寸 Dimensions(mm)

350Vac						
C _N (μF)	W	H	T	P	d	Part number
0.010	13.0	9.0	4.0	10.0	0.6	C4BR2103-40****
0.012	13.0	9.0	4.0	10.0	0.6	C4BR2123-40****
0.015	13.0	9.0	4.0	10.0	0.6	C4BR2153-40****
0.018	13.0	9.0	4.0	10.0	0.6	C4BR2183-40****
0.022	13.0	9.0	4.0	10.0	0.6	C4BR2223-40****
0.027	13.0	11.0	5.0	10.0	0.6	C4BR2273-40****
0.033	13.0	11.0	5.0	10.0	0.6	C4BR2333-40****
0.039	13.0	11.0	5.0	10.0	0.6	C4BR2393-40****
0.047	13.0	12.0	6.0	10.0	0.6	C4BR2473-40****
0.056	13.0	12.0	6.0	10.0	0.6	C4BR2563-40****
0.010	17.5	9.5	5.0	15.0	0.6	C4BR2103-60****
0.012	17.5	9.5	5.0	15.0	0.6	C4BR2123-60****
0.015	17.5	9.5	5.0	15.0	0.6	C4BR2153-60****
0.018	17.5	9.5	5.0	15.0	0.6	C4BR2183-60****
0.022	17.5	9.5	5.0	15.0	0.6	C4BR2223-60****
0.027	17.5	9.5	5.0	15.0	0.6	C4BR2273-60****
0.033	17.5	9.5	5.0	15.0	0.6	C4BR2333-60****
0.039	17.5	9.5	5.0	15.0	0.6	C4BR2393-60****
0.047	17.5	11.0	5.0	15.0	0.6	C4BR2473-60****
0.056	17.5	11.0	5.0	15.0	0.6	C4BR2563-60****
0.068	17.5	12.0	6.0	15.0	0.6	C4BR2683-60****
0.082	17.5	12.0	6.0	15.0	0.6	C4BR2823-60****
0.10	17.5	12.0	6.0	15.0	0.6	C4BR2104-60****
0.12	17.5	13.5	7.5	15.0	0.6	C4BR2124-60****
0.15	17.5	13.5	7.5	15.0	0.6	C4BR2154-60****
0.18	17.5	14.5	8.5	15.0	0.6	C4BR2184-60****
0.22	17.5	14.5	8.5	15.0	0.6	C4BR2224-60****
0.27	17.5	16.0	10.0	15.0	0.8	C4BR2274-60****
0.33	17.5	19.0	11.0	15.0	0.8	C4BR2334-60****
0.10	26.5	15.0	6.0	22.5	0.8	C4BR2104-90****
0.12	26.5	15.0	6.0	22.5	0.8	C4BR2124-90****
0.15	26.5	15.0	6.0	22.5	0.8	C4BR2154-90****
0.18	26.5	15.0	6.0	22.5	0.8	C4BR2184-90****
0.22	26.5	15.0	6.0	22.5	0.8	C4BR2224-90****
0.27	26.5	15.0	6.0	22.5	0.8	C4BR2274-90****
0.33	26.5	16.0	7.0	22.5	0.8	C4BR2334-90****
0.39	26.5	17.0	8.5	22.5	0.8	C4BR2394-90****
0.47	26.5	17.0	8.5	22.5	0.8	C4BR2474-90****
0.56	26.5	18.5	10.0	22.5	0.8	C4BR2564-90****
0.68	26.5	18.5	10.0	22.5	0.8	C4BR2684-90****
0.82	26.5	20.0	11.0	22.5	0.8	C4BR2824-90****
1.0	26.5	22.0	12.0	22.5	0.8	C4BR2105-90****
1.2	26.5	23.0	13.5	22.5	0.8	C4BR2125-90****
1.5	26.5	24.5	15.5	22.5	0.8	C4BR2155-90****

350Vac						
C _N (μF)	W	H	T	P	d	Part number
0.22	32.0	18.0	9.0	27.5	0.8	C4BR2224-B0****
0.27	32.0	18.0	9.0	27.5	0.8	C4BR2274-B0****
0.33	32.0	18.0	9.0	27.5	0.8	C4BR2334-B0****
0.39	32.0	18.0	9.0	27.5	0.8	C4BR2394-B0****
0.47M	32.0	18.0	9.0	27.5	0.8	C4BR2474MB0****
0.56	32.0	18.0	9.0	27.5	0.8	C4BR2564-B0****
0.68	32.0	18.0	9.0	27.5	0.8	C4BR2684-B0****
0.82	32.0	20.0	11.0	27.5	0.8	C4BR2824-B0****
1.0	32.0	20.0	11.0	27.5	0.8	C4BR2105-B0****
1.2	32.0	22.0	13.0	27.5	0.8	C4BR2125-B0****
1.5	32.0	25.0	13.0	27.5	0.8	C4BR2155-B0****
1.8	32.0	24.5	15.0	27.5	0.8	C4BR2185-B0****
2.2	32.0	30.0	16.0	27.5	0.8	C4BR2225-B0****
2.7	32.0	33.0	18.0	27.5	0.8	C4BR2275-B0****
3.3M	32.0	33.0	18.0	27.5	0.8	C4BR2335MB0****
3.9	32.0	37.0	22.0	27.5	0.8	C4BR2395-B0****
4.7M	32.0	37.0	22.0	27.5	0.8	C4BR2475MB0****
0.33	41.0	22.0	11.0	37.5	1.0	C4BR2334-F0****
0.39	41.0	22.0	11.0	37.5	1.0	C4BR2394-F0****
0.47	41.0	22.0	11.0	37.5	1.0	C4BR2474-F0****
0.56	41.0	22.0	11.0	37.5	1.0	C4BR2564-F0****
0.68	41.0	22.0	11.0	37.5	1.0	C4BR2684-F0****
0.82	41.0	22.0	11.0	37.5	1.0	C4BR2824-F0****
1.0	41.0	22.0	11.0	37.5	1.0	C4BR2105-F0****
1.2	41.0	22.0	11.0	37.5	1.0	C4BR2125-F0****
1.5	41.0	24.0	13.0	37.5	1.0	C4BR2155-F0****
1.8	41.0	24.0	13.0	37.5	1.0	C4BR2185-F0****
2.2	41.0	26.0	15.0	37.5	1.0	C4BR2225-F0****
2.7	41.0	30.0	16.0	37.5	1.0	C4BR2275-F0****
3.3	41.0	30.0	16.0	37.5	1.0	C4BR2335-F0****
3.9M	41.0	32.0	17.0	37.5	1.0	C4BR2395MF0****
3.9K	41.0	33.5	18.5	37.5	1.0	C4BR2395KF0****
★ 4.7	41.0	34.0	20.0	37.5	1.0	C4BR2475-F0****
5.6	41.0	37.0	22.0	37.5	1.0	C4BR2565-F0****
6.8M	41.0	37.0	22.0	37.5	1.0	C4BR2685MF0****
★ 6.8K	41.0	37.0	26.0	37.5	1.0	C4BR2685KF0****
8.2	41.0	41.0	26.0	37.5	1.0	C4BR2825-F0****
10.0	42.0	45.0	30.0	37.5	1.0	C4BR2106-F0****
15.0	57.0	45.0	30.0	52.5	1.2	C4BR2156-M0T***
18.0	57.0	45.0	35.0	52.5	1.2	C4BR2186-M0T***
20.0	57.0	50.0	35.0	52.5	1.2	C4BR2206-M0T***

备注 Note: 1. “-”表示容量偏差。 “-”=capacitance tolerance code. M=±20%, K=±10%。
 2. “****”表示引线加工和包装代码(见表1)。“****”=lead form and packing code(refer to table 1).
 3. “★”表示外壳为圆弧底。“★”=Arc bottom of the outer shell.

X-ON Electronics

Largest Supplier of Electrical and Electronic Components

Click to view similar products for [Safety Capacitors](#) category:

Click to view products by [FARATRONIC](#) manufacturer:

Other Similar products are found below :

[B32022B3223K026](#) [B32912A3104K026](#) [B81123C1102M003](#) [MKPY2-.02230020P15](#) [46KN333000M1M](#) [46KN422000P0M](#)
[46KR422000M1K](#) [MP1125KRE6RLC](#) [MP2683KGC2XLC](#) [MP2124KGC3XLC](#) [MP2474KGE1XLC](#) [46KF268000M1M](#) [46KI3150NDM2M](#)
[PHE840MD6220MD13R30](#) [PHE840MY6470MD14R06](#) [PHE845VD5470MR06](#) [R463N4100ZAM1K](#) [MKPX2R-1/400/10P27](#)
[YP500101K040B20C2P](#) [YU0AH222M090DAMD0B](#) [LS1808N102K302NX080TM](#) [CY1471KE1IEB46X2A2](#) [CY1222ME5IEE48O2A2](#)
[MPX474K31DTEV158G0](#) [Y2560K-D1I-B4-AC250V](#) [HMF222MG3BW](#) [CY1471ME19EE45W2A2](#) [MPX104K31D2KN158HF](#)
[MPX224K31D2KN158G0](#) [PX104K2W1502](#) [C47S1472K60C000](#) [MP2224K32C5J6LC](#) [H102M050FQ55250L750A](#) [MP2474K32D6R8LC](#)
[MP2224K32C3J6LC](#) [MP2104K32C3J6LC](#) [PX334K2C1006](#) [YU0AC222M080L20C7B](#) [MP2473K27B2X6LC](#) [MP2224K32D4J8LC](#)
[MP2684K32D6T8LC](#) [ST3Y1Y5U332M500VAC](#) [ST3Y1Y5V472M500VAC](#) [MP2474K32D4X8LC](#) [MP2474K32D4J8LC](#)
[YU0AH332M110L4EB0B](#) [CY1681ME1IEE45S2A2](#) [Y1220J-E1I-B4-AC400V](#) [Y1120K-E1I-B4-AC400V](#) [MP2154K32D2R8LC](#)