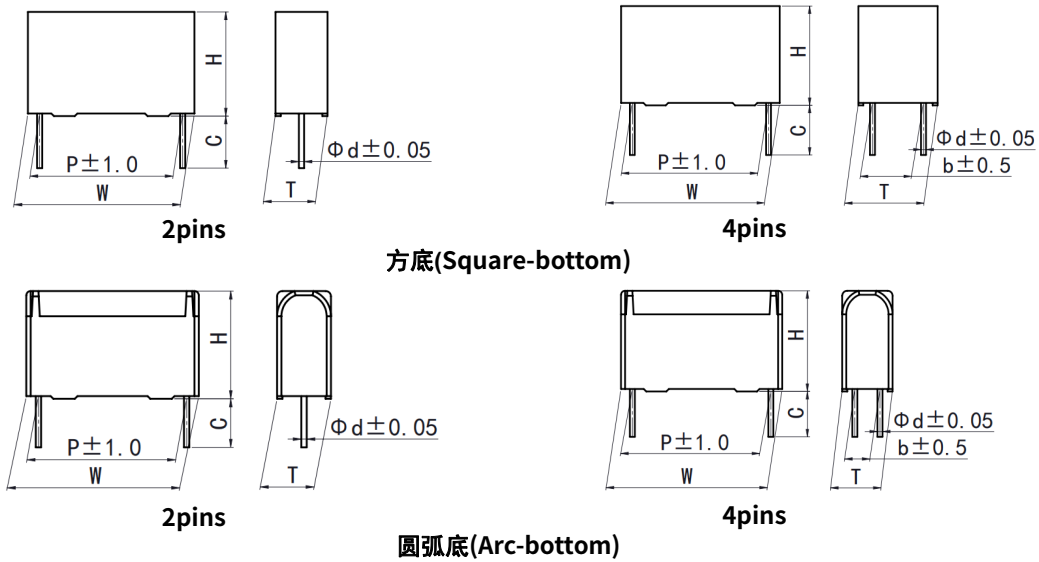


C6A

交流滤波电容器 (PCB) AC filter Capacitor for PCB

外形图 Outline Drawing



特点

- 自愈
- 金属化聚丙烯膜结构
- 适用于小功率交流输出滤波电路, 如 UPS、太阳能光伏 DC/AC 逆变器中的 LCL 滤波

Features

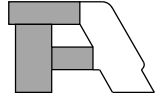
- Self-healing
- Metallized polypropylene film structure
- Suitable for small power AC output filter, i.e. UPS, Solar Photovoltaic DC/AC inverter with LCL filter

安全认证 Safety Approvals

●		TUV Rheinland (德国)	EN 61071: 2007, EN 61881-1: 2011, U_{rms} : 180Vac ~ 500Vac, U_N : 250Vac ~ 700Vac, 0.22 μ F ~ 60 μ F, -40°C/85°C 证书号 (Certificate No.): R 50266136
●		UL/CUL (美国/加拿大)	UL 810, CSA C22.2.No190, Construction Only, Max. 660Vac, 90°C 证书号 (File No.): E256238, CCN: CZDS2/8

技术要求 Specifications

引用标准 Reference Standard	GB/T 17702 (IEC 61071)			
气候类别 Climatic Category	40/85/56			
工作温度 (外壳温度) Operating Temperature Range (Case)	-40°C ~ 105°C $\theta_{hs} = +85^\circ\text{C} \sim +105^\circ\text{C}$: decreasing factor 1.5% per °C for U_{rms}			
额定均方根电压 Rated RMS Voltage (U_{rms})	180Vac	250Vac	300Vac	350Vac
额定交流电压 Rated a.c. Voltage (U_N)	250Vac	350Vac	425Vac	480Vac
最大连续直流电压 Maximum continuous DC voltage	300Vdc	475Vdc	560Vdc	600Vdc
电容量范围 Capacitance Range	4.0 μ F ~ 60.0 μ F	1.0 μ F ~ 40.0 μ F	1.0 μ F ~ 28.0 μ F	0.33 μ F ~ 27.0 μ F
电容量偏差 Capacitance Tolerance	$\pm 5\%$ (J), $\pm 10\%$ (K)			
耐电压 Voltage Proof	引线之间 Between Terminals:	1.5 U_N (Vac) (10s)		
	极壳之间 Between Terminals To Case:	3 000 Vac (10s)		
绝缘电阻 Insulation Resistance ($IR \times C_N$)	$\geq 3\ 000\text{s}$ (20°C, 100Vdc, 1min)			
损耗角正切 Dissipation Factor	$\leq 20 \times 10^{-4}$ (20°C, 1kHz) (Typical value, 15×10^{-4})			
注: 若用于户外或长期湿度较大场合, 建议选用防潮设计。 For outdoor or severe humidity condition application, recommend to use THB version.				



■ 产品编码说明 Part number system

■ 15 位产品代码如下:

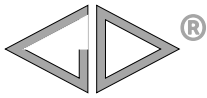
The 15 digits part number is formed as follow:

1	2	3	4	5	6	7	8	9	10	11	12	13	14	15
C	6	A												

第 1~3 位	型号代码	Digit 1 to 3	Series code
	C6A		C6A
第 4~5 位	额定均方根电压	Digit 4 to 5	Rated RMS voltage
	L4=180V E2=250V		L4=180V E2=250V
	Q1=300V R2=350V		Q1=300V R2=350V
第 6~8 位	标称容量	Digit 6 to 8	Rated capacitance value
	举例: 156=15×10 ⁶ pF=15.0μF		for example: 156=15×10 ⁶ pF=15.0μF
第 9 位	容量偏差	Digit 9	Capacitance tolerance
	J=±5%, K=±10%		J=±5%, K=±10%
第 10 位	引线脚距 P	Digit 10	Pitch
	B=27.5mm F=37.5mm M=52.5mm		B=27.5mm F=37.5mm M=52.5mm
第 11 位	内部特征码	Digit 11	Internal use
第 12~15 位	引线加工和包装代码	Digit 12 to 15	Lead form and packaging code

■ Table 1 引线加工和包装代码 lead form and packaging code

第 12 位 Digit 12		第 13 位和第 14 位 Digit 13 and Digit 14		第 15 位 Digit 15	
代码 Code	说明 explanation	代码 Code	说明 explanation	代码 Code	说明 explanation
0	2 引线 Two pins	55	引线长度 5.5mm Lead length 5.5mm	0	引线长度偏差±1.0mm 或标准长度 Length tolerance ±1.0mm Or standard length
1	4 引线 Four pins b=10.0mm				
2	4 引线 Four pins b=12.7mm				
3	4 引线 Four pins b=20.0mm				
A	4 引线 Four pins b=20.3mm				
B	4 引线 Four pins b=10.2mm				



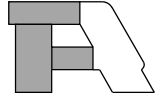
C6A

■ 技术参数 Technical data(mm)

U _{rms} =180Vac, U _N =250Vac, U _{NDC} =300Vdc													
C _N (μF)	W ±1.0	H ±1.0	T ±1.0	P ±1.0	b ±0.5	Pins	d ±0.05	L _s (nH)	ESR @10kHz (mΩ)	Î (A)	Î _s (A)	I _{max} @70°C, 10kHz (A)	Part number
4.0	32.0	22.0	13.0	27.5	----	2	1.0	16	6.7	280	840	7	C6AL4405-B00***
5.0	32.0	28.0	14.0	27.5	----	2	1.0	18	5.3	350	1 050	8	C6AL4505-B00***
6.8	32.0	33.0	18.0	27.5	----	2	1.2	21	3.9	476	1 428	11	C6AL4685-B00***
10	32.0	33.0	18.0	27.5	----	2	1.2	20	2.7	700	2 100	13	C6AL4106-B00***
10	41.0	32.0	17.0	37.5	----	2	1.2	22	4.9	400	1 200	10	C6AL4106-F00***
15	41.0	37.0	22.0	37.5	----	2	1.2	24	3.3	600	1 800	14	C6AL4156-F00***
18	42.0	36.0	23.0	37.5	----	2	1.2	25	2.7	720	2 160	14	C6AL4186-F00***
20	42.0	36.0	23.0	37.5	----	2	1.2	25	2.5	800	2 400	14	C6AL4206-F00***
★22	41.0	41.0	26.0	37.5	----	2	1.2	26	2.2	880	2 640	14	C6AL4226-FY0***
25	41.0	41.0	26.0	37.5	----	2	1.2	27	2.0	1 000	3 000	14	C6AL4256-F00***
30	42.0	45.0	30.0	37.5	----	2	1.2	28	1.6	1 200	3 600	14	C6AL4306-F00***
33	42.0	45.0	30.0	37.5	----	2	1.2	29	1.5	1 320	3 960	14	C6AL4336-F00***
40	57.0	43.5	29.5	52.5	20.3	4	1.2	26	2.6	800	2 400	20	C6AL4406-M0A***
50	57.0	50.0	35.0	52.5	20.3	4	1.2	28	2.1	1 000	3 000	24	C6AL4506-M0A***
60	57.0	50.0	35.0	52.5	20.3	4	1.2	29	1.7	1 200	3 600	27	C6AL4606-M0A***

U _{rms} =250Vac, U _N =350Vac, U _{NDC} =475Vdc													
C _N (μF)	W ±1.0	H ±1.0	T ±1.0	P ±1.0	b ±0.5	Pins	d ±0.05	L _s (nH)	ESR @10kHz (mΩ)	Î (A)	Î _s (A)	I _{max} @70°C, 10kHz (A)	Part number
1.5	32.0	20.0	11.0	27.5	----	2	1.0	20	12.9	135	405	4	C6AE2155-B00***
2.0	32.0	22.0	13.0	27.5	----	2	1.0	20	9.6	180	540	5	C6AE2205-B00***
2.2	32.0	22.0	13.0	27.5	----	2	1.0	20	8.8	198	594	6	C6AE2225-B00***
2.5	32.0	22.0	13.0	27.5	----	2	1.0	20	7.7	225	675	6	C6AE2255-B00***
★3.0	32.0	24.5	15.0	27.5	----	2	1.0	20	6.4	270	810	7	C6AE2305-B00***
★3.3	32.0	24.5	15.0	27.5	----	2	1.0	21	5.8	297	891	8	C6AE2335-B00***
3.5	32.0	28.0	14.0	27.5	----	2	1.0	23	5.5	315	945	8	C6AE2355-B00***
4.0	32.0	33.0	18.0	27.5	----	2	1.2	22	4.8	360	1 080	10	C6AE2405-B00***
4.5	32.0	33.0	18.0	27.5	----	2	1.2	23	4.3	405	1 215	10	C6AE2455-B00***
5.0	32.0	33.0	18.0	27.5	----	2	1.2	23	3.9	450	1 350	11	C6AE2505-B00***
6.8	32.0	37.0	22.0	27.5	----	2	1.2	24	2.8	612	1 836	14	C6AE2685-B00***
4.7	41.0	26.0	15.0	37.5	----	2	1.2	24	7.8	282	846	7	C6AE2475-F00***

- 备注 Note: 1. “-” 表示容量偏差。 “-” =capacitance tolerance code, J=±5%, K=±10%.
2. “***” 表示引线加工和包装代码(见上表)。 “****” =lead dimensions and packing mode code(refer to table 1).
3. “I_{max}” 为 10kHz、环境 70°C、Δθ_{case}=15.0°C 的值。 “I_{max}” @10kHz, θ_{amb}=70°C, Δθ_{case}=15°C.
4. 如果 b 要求 20.0mm, 则第 12 位代码用 “3”。 When the b=20.0mm, the digit 12 is “3” .
5. “★” 表示外壳为圆弧底。 “★” = Arc-bottom of the outer shell.
6. “ESR”、“L_s” 为典型值。 “ESR”、“L_s” are typical values.

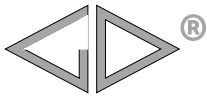


■ 技术参数 Technical data(mm)

U _{rms} =250Vac, U _N =350Vac, U _{NDC} =475Vdc													
C _N (μF)	W ±1.0	H ±1.0	T ±1.0	P ±1.0	b ±0.5	Pins	d ±0.05	L _s (nH)	ESR @10kHz (mΩ)	Î (A)	Î _s (A)	I _{max} @70°C, 10kHz (A)	Part number
5.0	42.0	28.0	14.0	37.5	----	2	1.2	26	7.3	300	900	8	C6AE2505-F00***
6.0	41.0	32.0	17.0	37.5	----	2	1.2	26	6.1	360	1 080	9	C6AE2605-F00***
6.5	41.0	32.0	17.0	37.5	----	2	1.2	26	5.6	390	1 170	10	C6AE2655-F00***
6.8	41.0	33.5	18.5	37.5	----	2	1.2	27	5.4	408	1 224	10	C6AE2685-F00***
7.5	41.0	33.5	18.5	37.5	----	2	1.2	27	4.9	450	1 350	11	C6AE2755-F00***
8.0	41.0	37.0	22.0	37.5	----	2	1.2	27	4.6	480	1 440	12	C6AE2805-F00***
10	41.0	37.0	22.0	37.5	----	2	1.2	28	3.7	600	1 800	13	C6AE2106-F00***
12	41.0	41.0	26.0	37.5	----	2	1.2	29	3.0	720	2 160	14	C6AE2126-F00***
15	41.0	41.0	26.0	37.5	----	2	1.2	30	2.4	900	2 700	14	C6AE2156-F00***
18	41.0	43.0	28.0	37.5	----	2	1.2	31	2.0	1 080	3 240	14	C6AE2186-F00***
20	42.0	45.0	30.0	37.5	----	2	1.2	32	1.8	1 200	3 600	14	C6AE2206-F00***
22	42.0	45.0	30.0	37.5	----	2	1.2	33	1.7	1 320	3 960	14	C6AE2226-F00***
25	57.0	43.5	29.5	52.5	20.3	4	1.2	31	3.3	750	2 250	18	C6AE2256-M0A***
30	57.0	43.5	29.5	52.5	20.3	4	1.2	32	2.7	900	2 700	20	C6AE2306-M0A***
35	57.0	50.0	35.0	52.5	20.3	4	1.2	32	2.3	1 050	3 150	23	C6AE2356-M0A***
40	57.0	50.0	35.0	52.5	20.3	4	1.2	33	2.0	1 200	3 600	25	C6AE2406-M0A***

U _{rms} =300Vac, U _N =425Vac, U _{NDC} =560Vdc													
C _N (μF)	W ±1.0	H ±1.0	T ±1.0	P ±1.0	b ±0.5	Pins	d ±0.05	L _s (nH)	ESR @10kHz (mΩ)	Î (A)	Î _s (A)	I _{max} @70°C, 10kHz (A)	Part number
1.0	32.0	20.0	11.0	27.5	----	2	1.0	16	15.9	100	300	4	C6AQ1105-B00***
1.5	32.0	22.0	13.0	27.5	----	2	1.0	17	10.6	150	450	5	C6AQ1155-B00***
★ 2.0	32.0	24.5	15.0	27.5	----	2	1.0	18	8.9	200	600	6	C6AQ1205-B00***
★ 2.2	32.0	24.5	15.0	27.5	----	2	1.0	18	8.0	220	660	7	C6AQ1225-B00***
2.5	32.0	28.0	14.0	27.5	----	2	1.0	19	7.2	250	750	8	C6AQ1255-B00***
3.0	32.0	33.0	18.0	27.5	----	2	1.2	21	6.4	300	900	9	C6AQ1305-B00***
3.3	32.0	33.0	18.0	27.5	----	2	1.2	20	5.3	330	990	10	C6AQ1335-B00***
3.5	32.0	33.0	18.0	27.5	----	2	1.2	21	4.8	350	1 050	10	C6AQ1355-B00***
4.0	32.0	33.0	18.0	27.5	----	2	1.2	21	4.6	400	1 200	11	C6AQ1405-B00***
4.7	32.0	37.0	22.0	27.5	----	2	1.2	22	4.0	470	1 410	13	C6AQ1475-B00***
5.0	32.0	37.0	22.0	27.5	----	2	1.2	22	3.4	500	1 500	13	C6AQ1505-B00***
6.8	32.0	37.0	22.0	27.5	----	2	1.2	23	3.2	680	2 040	14	C6AQ1685-B00***
3.0	41.0	26.0	15.0	37.5	----	2	1.2	22	10.1	210	630	6	C6AQ1305-F00***

- 备注 Note: 1. “-”表示容量偏差。 “-”=capacitance tolerance code, J=±5%, K=±10%。
 2. “***”表示引线加工和包装代码(见上表)。“***”=lead dimensions and packing mode code(refer to table 1).
 3. “I_{max}”为10kHz、环境70°C、Δθ_{case}=15.0°C的值。“I_{max}”@10kHz, θ_{amb}=70°C, Δθ_{case}=15°C。
 4. 如果b要求20.0mm,则第12位代码用“3”。When the b=20.0mm, the digit 12 is “3”。
 5. “U_{rms}=300Vac”:随着电源电压波动,最大交流施加电压为300Vac。300Vac为相对额定电压240Vac、电源电压波动时的最大值,并非连续施加电压的保证值。
 “U_{rms} = 300Vac”: As the power supply voltage fluctuation, the maximum ac voltage is 300Vac. And 300Vac is the maximum voltage when the power supply voltage (rated voltage is 240Vac) is in a fluctuation, instead of the guarantee of continuous voltage value.
 6. “★”表示外壳为圆弧底。“★”= Arc-bottom of the outer shell.
 7. “ESR”、“L_s”为典型值。“ESR”、“L_s” are typical values.



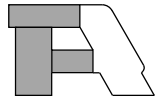
C6A

■ 技术参数 Technical data(mm)

U _{rms} =300Vac, U _N =425Vac, U _{NDC} =560Vdc													
C _N (μF)	W ±1.0	H ±1.0	T ±1.0	P ±1.0	b ±0.5	Pins	d ±0.05	L _s (nH)	ESR @10kHz (mΩ)	Î (A)	Î _s (A)	I _{max} @70°C, 10kHz (A)	Part number
3.3	41.0	26.0	15.0	37.5	----	2	1.2	22	9.2	231	693	7	C6AQ1335-F00***
3.5	42.0	28.0	14.0	37.5	----	2	1.2	23	8.6	245	735	7	C6AQ1355-F00***
4.0	41.0	32.0	17.0	37.5	----	2	1.2	24	7.6	280	840	8	C6AQ1405-F00***
4.5	41.0	32.0	17.0	37.5	----	2	1.2	24	6.7	315	945	9	C6AQ1455-F00***
4.7	41.0	32.0	17.0	37.5	----	2	1.2	24	6.4	329	987	9	C6AQ1475-F00***
5.0	41.0	33.5	18.5	37.5	----	2	1.2	24	6.0	350	1050	10	C6AQ1505-F00***
6.0	41.0	33.5	18.5	37.5	----	2	1.2	25	5.0	420	1260	11	C6AQ1605-F00***
6.8	41.0	37.0	22.0	37.5	----	2	1.2	25	4.4	476	1428	12	C6AQ1685-F00***
8.0	41.0	37.0	22.0	37.5	----	2	1.2	26	3.8	560	1680	13	C6AQ1805-F00***
10	41.0	41.0	26.0	37.5	----	2	1.2	28	3.0	700	2100	14	C6AQ1106-F00***
12	41.0	43.0	28.0	37.5	----	2	1.2	29	2.5	840	2520	14	C6AQ1126-F00***
15	42.0	45.0	30.0	37.5	----	2	1.2	30	2.1	1050	3150	14	C6AQ1156-F00***
★18	57.0	43.5	29.5	52.5	20.3	4	1.2	29	3.8	720	2160	17	C6AQ1186-MYA***
★20	57.0	43.5	29.5	52.5	20.3	4	1.2	29	3.4	800	2400	18	C6AQ1206-M0A***
22	57.0	43.5	29.5	52.5	20.3	4	1.2	30	3.1	880	2640	20	C6AQ1226-M0A***
25	57.0	50.0	35.0	52.5	20.3	4	1.2	31	2.7	1000	3000	21	C6AQ1256-M0A***
28	57.0	50.0	35.0	52.5	20.3	4	1.2	32	2.4	1120	3360	23	C6AQ1286-M0A***

U _{rms} =350Vac, U _N =480Vac, U _{NDC} =600Vdc													
C _N (μF)	W ±1.0	H ±1.0	T ±1.0	P ±1.0	b ±0.5	Pins	d ±0.05	L _s (nH)	ESR @10kHz (mΩ)	Î (A)	Î _s (A)	I _{max} @70°C, 10kHz (A)	Part number
0.68	32.0	20.0	11.0	27.5	----	2	0.8	18	27.5	35	104	2.5	C6AR2684-B00***
0.82	32.0	22.0	13.0	27.5	----	2	0.8	18	23.3	42	125	3.0	C6AR2824-B00***
★1.0	32.0	22.0	13.0	27.5	----	2	0.8	18	19.6	51	153	3.2	C6AR2105-BY0***
★1.5	32.0	24.5	15.0	27.5	----	2	0.8	19	14.0	76	229	4.2	C6AR2155-BY0***
★2.0	32.0	30.0	16.0	27.5	----	2	0.8	21	11.1	102	306	5.0	C6AR2205-BY0***
2.2	32.0	30.0	16.0	27.5	----	2	0.8	20	10.4	112	336	5.2	C6AR2225-B00***
2.5	32.0	33.0	18.0	27.5	----	2	1.0	22	7.0	127	382	6.2	C6AR2255-B00***
3.0K	32.0	33.0	18.0	27.5	----	2	1.0	21	6.1	145	435	6.5	C6AR2305KB10***
3.0	32.0	37.0	22.0	27.5	----	2	1.0	24	5.8	153	458	7.4	C6AR2305-B00***
3.3	32.0	37.0	22.0	27.5	----	2	1.0	24	5.3	168	504	7.7	C6AR2335-B00***

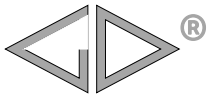
- 备注 Note: 1. “-” 表示容量偏差。 “-” =capacitance tolerance code, J=±5%, K=±10%。
 2. “***” 表示引线加工和包装代码(见上表)。“***” =lead dimensions and packing mode code(refer to table 1).
 3. “I_{max}” 为 10kHz、环境 70°C、Δθ_{case}=15.0°C 的值。“I_{max}” @10kHz, θ_{amb}=70°C, Δθ_{case}=15°C。
 4. 如果 b 要求 20.0mm, 则第 12 位代码用 “3”。 When the b=20.0mm, the digit 12 is “3”。
 5. “U_{rms}=300Vac”: 随着电源电压波动, 最大交流施加电压为 300Vac。300Vac 为相对额定电压 240Vac、电源电压波动时的最大值, 并非连续施加电压的保证值。
 “U_{rms} = 300Vac”: As the power supply voltage fluctuation, the maximum ac voltage is 300Vac. And 300Vac is the maximum voltage when the power supply voltage (rated voltage is 240Vac) is in a fluctuation, instead of the guarantee of continuous voltage value.
 6. “U_{rms}=350Vac” 适用于 277Vac 电网电压场合。“U_{rms}=350Vac” used in 277Vac power supply voltage.
 7. “★” 表示外壳为圆弧底。“★” = Arc-bottom of the outer shell.
 8. “ESR”、“L_s” 为典型值。“ESR”、“L_s” are typical values.



■ 技术参数 Technical data(mm)

U _{rms} =350Vac, U _N =480Vac, U _{NDC} =600Vdc													
C _N (μF)	W ±1.0	H ±1.0	T ±1.0	P ±1.0	b ±0.5	Pins	d ±0.05	L _s (nH)	ESR @10kHz (mΩ)	Î (A)	Î _s (A)	I _{max} @70°C, 10kHz (A)	Part number
★ 3.5	32.0	37.0	22.0	27.5	----	2	1.0	23	5.0	178	535	7.9	C6AR2355-BY0***
★ 4.0	32.0	37.0	22.0	27.5	----	2	1.0	23	4.4	204	611	8.2	C6AR2405-BY0***
1.0	41.0	22.0	11.0	37.5	----	2	1.0	24	28.0	36	109	2.8	C6AR2105-F00***
1.5	41.0	24.0	13.0	37.5	----	2	1.0	25	19.3	55	164	3.7	C6AR2155-F00***
2.0	41.0	26.0	15.0	37.5	----	2	1.0	26	14.9	73	219	4.6	C6AR2205-F00***
2.2	41.0	26.0	15.0	37.5	----	2	1.0	25	13.7	80	241	4.8	C6AR2225-F00***
★ 2.5	41.0	30.0	16.0	37.5	----	2	1.0	27	12.3	91	274	5.3	C6AR2255-FY0***
★ 3.0	41.0	30.0	16.0	37.5	----	2	1.0	26	10.5	109	328	5.7	C6AR2305-FY0***
3.3	41.0	32.0	17.0	37.5	----	2	1.0	29	9.7	120	361	6.2	C6AR2335-F00***
3.5	41.0	32.0	17.0	37.5	----	2	1.0	28	9.3	128	383	6.4	C6AR2355-F00***
4.0	41.0	33.5	18.5	37.5	----	2	1.0	29	8.3	146	438	7.0	C6AR2405-F00***
★ 4.5	41.0	37.0	22.0	37.5	----	2	1.0	31	7.6	164	493	8.0	C6AR2455-FY0***
★ 5.0	41.0	37.0	22.0	37.5	----	2	1.0	30	7.0	182	547	8.3	C6AR2505-FY0***
★ 5.5	41.0	37.0	22.0	37.5	----	2	1.0	29	6.6	201	602	8.6	C6AR2555-FY0***
6.0	41.0	41.0	26.0	37.5	----	2	1.0	32	6.2	219	657	9.7	C6AR2605-F00***
6.5	41.0	41.0	26.0	37.5	----	2	1.0	31	5.8	237	712	10.0	C6AR2655-F00***
7.0	41.0	41.0	26.0	37.5	----	2	1.0	31	5.5	255	766	10.3	C6AR2705-F00***
7.5	41.0	41.0	26.0	37.5	----	2	1.0	30	5.3	274	821	10.5	C6AR2755-F00***
8.0	41.0	41.0	26.0	37.5	----	2	1.0	30	5.1	292	876	10.5	C6AR2805-F00***
8.5	41.0	43.0	28.0	37.5	----	2	1.0	32	4.9	310	930	10.5	C6AR2855-F00***
9.0	41.0	43.0	28.0	37.5	----	2	1.0	31	4.7	328	985	10.5	C6AR2905-F00***
9.5	42.0	45.0	30.0	37.5	----	2	1.0	33	4.5	347	1 040	10.5	C6AR2955-F00***
10.0	42.0	45.0	30.0	37.5	----	2	1.0	32	4.4	365	1 095	10.5	C6AR2106-F00***

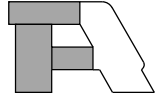
- 备注 Note: 1. “-”表示容量偏差。 “-”=capacitance tolerance code, J=±5%, K=±10%。
 2. “***”表示引线加工和包装代码(见上表)。“***”=lead dimensions and packing mode code(refer to table 1).
 3. “I_{max}”为10kHz、环境70°C、Δθ_{case}=15.0°C的值。“I_{max}”@10kHz, θ_{amb}=70°C, Δθ_{case}=15°C。
 4. “U_{rms}=350Vac”适用于277Vac电网电压场合。“U_{rms}=350Vac” used in 277Vac power supply voltage.
 5. “★”表示外壳为圆弧底。“★”=Arc-bottom of the outer shell.
 6. “ESR”、“L_s”为典型值。“ESR”、“L_s” are typical values.



■ 技术参数 Technical data(mm)

U _{rms} =350Vac, U _N =480Vac, U _{NDC} =600Vdc													
C _N (μF)	W ±1.0	H ±1.0	T ±1.0	P ±1.0	b ±0.5	Pins	d ±0.05	L _s (nH)	ESR @10kHz (mΩ)	Î (A)	Î _s (A)	I _{max} @70°C, 10kHz (A)	Part number
10.0	57.0	45.0	25.0	52.5	----	2	1.2	34	5.7	260	781	11.6	C6AR2106-M00***
★ 11.0	57.0	45.0	25.0	52.5	----	2	1.2	33	5.3	286	859	11.9	C6AR2116-MY0***
12.0	57.0	43.5	29.5	52.5	20.3	4	1.2	29	4.4	312	937	14.1	C6AR2126-M1A***
15.0	57.0	45.0	35.0	52.5	20.3	4	1.2	31	3.7	391	1172	16.4	C6AR2156-M0A***
★ 16.0	57.0	45.0	35.0	52.5	20.3	4	1.2	30	3.5	417	1250	16.8	C6AR2166-MYA***
18.0	57.0	50.0	35.0	52.5	20.3	4	1.2	33	3.2	469	1406	18.1	C6AR2186-M0A***
20.0	57.0	50.0	40.0	52.5	20.3	4	1.2	32	2.9	521	1562	19.8	C6AR2206-M0A***

- 备注 Note: 1. “-”表示容量偏差。 “-” =capacitance tolerance code, J=±5%, K=±10%.
2. “***”表示引线加工和包装代码(见上表)。 “***” =lead dimensions and packing mode code(refer to table 1).
3. “I_{max}”为10kHz、环境70°C、Δθ_{case}=15.0°C的值。 “I_{max}” @10kHz, θ_{amb}=70°C, Δθ_{case}=15°C.
4. 如果b要求20.0mm,则第12位代码用“3”。 When the b=20.0mm, the digit 12 is “3” .
5. “U_{rms}=350Vac”适用于277Vac电网电压场合。 “U_{rms}=350Vac” used in 277Vac power supply voltage.
6. “★”表示外壳为圆弧底。 “★” = Arc-bottom of the outer shell.
7. “ESR”、“L_s”为典型值。 “ESR”、“L_s” are typical values.

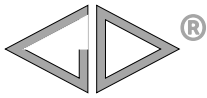


■ 技术参数 Technical data(mm)
THB version

U _{rms} =180Vac, U _N =250Vac, U _{NDC} =300Vdc													
C _N (μF)	W ±1.0	H ±1.0	T ±1.0	P ±1.0	b ±0.5	Pins	d ±0.05	L _s (nH)	ESR @10kHz (mΩ)	Î (A)	Î _s (A)	I _{max} @70°C, 10kHz (A)	Part number
4.0	32.0	22.0	13.0	27.5	----	2	1.0	16	6.7	280	840	7	C6AL4405-BW0***
5.0	32.0	28.0	14.0	27.5	----	2	1.0	18	5.3	350	1 050	8	C6AL4505-BW0***
★6.8	32.0	33.0	18.0	27.5	----	2	1.2	21	3.9	476	1 428	11	C6AL4685-BW0***
★10	32.0	33.0	18.0	27.5	----	2	1.2	20	2.7	700	2 100	13	C6AL4106-BW0***
★10	41.0	32.0	17.0	37.5	----	2	1.2	22	4.9	400	1 200	10	C6AL4106-FW0***
15	41.0	37.0	22.0	37.5	----	2	1.0	24	3.3	600	1 800	14	C6AL4156-FW0***
★18	42.0	36.0	23.0	37.5	----	2	1.2	25	2.7	720	2 160	14	C6AL4186-FW0***
★20	42.0	36.0	23.0	37.5	----	2	1.2	25	2.5	800	2 400	14	C6AL4206-FW0***
22	41.0	41.0	26.0	37.5	----	2	1.2	26	2.2	880	2 640	14	C6AL4226-FW0***
25	41.0	41.0	26.0	37.5	----	2	1.2	27	2.0	1 000	3 000	14	C6AL4256-FW0***
30	42.0	45.0	30.0	37.5	----	2	1.2	28	1.6	1 200	3 600	14	C6AL4306-FW0***
33	42.0	45.0	30.0	37.5	----	2	1.2	29	1.5	1 320	3 960	14	C6AL4336-FW0***
40	57.0	43.5	29.5	52.5	20.3	4	1.2	26	2.6	800	2 400	20	C6AL4406-MWA***
50	57.0	50.0	35.0	52.5	20.3	4	1.2	28	2.1	1 000	3 000	24	C6AL4506-MWA***
60	57.0	50.0	35.0	52.5	20.3	4	1.2	29	1.7	1 200	3 600	27	C6AL4606-MWA***

U _{rms} =250Vac, U _N =350Vac, U _{NDC} =475Vdc													
C _N (μF)	W ±1.0	H ±1.0	T ±1.0	P ±1.0	b ±0.5	Pins	d ±0.05	L _s (nH)	ESR @10kHz (mΩ)	Î (A)	Î _s (A)	I _{max} @70°C, 10kHz (A)	Part number
1.5	32.0	20.0	11.0	27.5	----	2	1.0	20	12.9	135	405	4	C6AE2155-BW0***
2.0	32.0	22.0	13.0	27.5	----	2	1.0	20	9.6	180	540	5	C6AE2205-BW0***
2.2	32.0	22.0	13.0	27.5	----	2	1.0	20	8.8	198	594	6	C6AE2225-BW0***
2.5	32.0	22.0	13.0	27.5	----	2	1.0	20	7.7	225	675	6	C6AE2255-BW0***
3.0	32.0	24.5	15.0	27.5	----	2	1.0	20	6.4	270	810	7	C6AE2305-BW0***
3.3	32.0	24.5	15.0	27.5	----	2	1.0	21	5.8	297	891	8	C6AE2335-BW0***
3.5	32.0	28.0	14.0	27.5	----	2	1.0	23	5.5	315	945	8	C6AE2355-BW0***
★4.0	32.0	33.0	18.0	27.5	----	2	1.2	22	4.8	360	1 080	10	C6AE2405-BW0***
★4.5	32.0	33.0	18.0	27.5	----	2	1.2	23	4.3	405	1 215	10	C6AE2455-BW0***
★5.0	32.0	33.0	18.0	27.5	----	2	1.2	23	3.9	450	1 350	11	C6AE2505-BW0***
6.8	32.0	37.0	22.0	27.5	----	2	1.2	24	2.8	612	1 836	14	C6AE2685-BW0***
★4.7	41.0	26.0	15.0	37.5	----	2	1.2	24	7.8	282	846	7	C6AE2475-FW0***

- 备注 Note: 1. “-”表示容量偏差。 “-”=capacitance tolerance code, J=±5%, K=±10%。
 2. “***”表示引线加工和包装代码(见上表)。“***”=lead dimensions and packing mode code(refer to table 1).
 3. “I_{max}”为10kHz、环境70°C、Δθ_{case}=15.0°C的值。“I_{max}@10kHz, θ_{amb}=70°C, Δθ_{case}=15°C.”
 4. 如果b要求20.0mm,则第12位代码用“3”。 When the b=20.0mm, the digit 12 is “3” .
 5. “★”表示外壳为圆弧底。“★”=Arc-bottom of the outer shell.
 6. “ESR”、“L_s”为典型值。“ESR”、“L_s” are typical values.



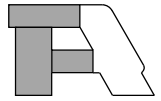
C6A

■ 技术参数 Technical data(mm)
THB version

U _{rms} =250Vac, U _N =350Vac, U _{NDC} =475Vdc													
C _N (μF)	W ±1.0	H ±1.0	T ±1.0	P ±1.0	b ±0.5	Pins	d ±0.05	L _s (nH)	ESR @10kHz (mΩ)	Î (A)	Î _s (A)	I _{max} @70°C, 10kHz (A)	Part number
★ 5.0	42.0	28.0	14.0	37.5	----	2	1.2	26	7.3	300	900	8	C6AE2505-FW0***
★ 6.0	41.0	32.0	17.0	37.5	----	2	1.2	26	6.1	360	1 080	9	C6AE2605-FW0***
★ 6.5	41.0	32.0	17.0	37.5	----	2	1.2	26	5.6	390	1 170	10	C6AE2655-FW0***
6.8	41.0	33.5	18.5	37.5	----	2	1.2	27	5.4	408	1 224	10	C6AE2685-FW0***
7.5	41.0	33.5	18.5	37.5	----	2	1.2	27	4.9	450	1 350	11	C6AE2755-FW0***
8.0	41.0	37.0	22.0	37.5	----	2	1.2	27	4.6	480	1 440	12	C6AE2805-FW0***
10	41.0	37.0	22.0	37.5	----	2	1.2	28	3.7	600	1 800	13	C6AE2106-FW0***
12	41.0	41.0	26.0	37.5	----	2	1.2	29	3.0	720	2 160	14	C6AE2126-FW0***
15	41.0	41.0	26.0	37.5	----	2	1.2	30	2.4	900	2 700	14	C6AE2156-FW0***
★ 18	41.0	43.0	28.0	37.5	----	2	1.2	31	2.0	1 080	3 240	14	C6AE2186-FW0***
20	42.0	45.0	30.0	37.5	----	2	1.2	32	1.8	1 200	3 600	14	C6AE2206-FW0***
22	42.0	45.0	30.0	37.5	----	2	1.2	33	1.7	1 320	3 960	14	C6AE2226-FW0***
25	57.0	43.5	29.5	52.5	20.3	4	1.2	31	3.3	750	2 250	18	C6AE2256-MWA***
30	57.0	43.5	29.5	52.5	20.3	4	1.2	32	2.7	900	2 700	20	C6AE2306-MWA***
35	57.0	50.0	35.0	52.5	20.3	4	1.2	32	2.3	1 050	3 150	23	C6AE2356-MWA***
40	57.0	50.0	35.0	52.5	20.3	4	1.2	33	2.0	1 200	3 600	25	C6AE2406-MWA***

U _{rms} =300Vac, U _N =425Vac, U _{NDC} =560Vdc													
C _N (μF)	W ±1.0	H ±1.0	T ±1.0	P ±1.0	b ±0.5	Pins	d ±0.05	L _s (nH)	ESR @10kHz (mΩ)	Î (A)	Î _s (A)	I _{max} @70°C, 10kHz (A)	Part number
1.0	32.0	20.0	11.0	27.5	----	2	1.0	16	15.9	100	300	4	C6AQ1105-BW0***
1.5	32.0	22.0	13.0	27.5	----	2	1.0	17	10.6	150	450	5	C6AQ1155-BW0***
2.0	32.0	24.5	15.0	27.5	----	2	1.0	18	8.9	200	600	6	C6AQ1205-BW0***
2.2	32.0	24.5	15.0	27.5	----	2	1.0	18	8.0	220	660	7	C6AQ1225-BW0***
2.5	32.0	28.0	14.0	27.5	----	2	1.0	19	7.2	250	750	8	C6AQ1255-BW0***
★ 3.0	32.0	33.0	18.0	27.5	----	2	1.2	21	6.4	300	900	9	C6AQ1305-BW0***
★ 3.3	32.0	33.0	18.0	27.5	----	2	1.2	20	5.3	330	990	10	C6AQ1335-BW0***
★ 3.5	32.0	33.0	18.0	27.5	----	2	1.2	21	4.8	350	1 050	10	C6AQ1355-BW0***
★ 4.0	32.0	33.0	18.0	27.5	----	2	1.2	21	4.6	400	1 200	11	C6AQ1405-BW0***
4.7	32.0	37.0	22.0	27.5	----	2	1.2	22	4.0	470	1 410	13	C6AQ1475-BW0***
5.0	32.0	37.0	22.0	27.5	----	2	1.2	22	3.4	500	1 500	13	C6AQ1505-BW0***
6.8	32.0	37.0	22.0	27.5	----	2	1.2	23	3.2	680	2 040	14	C6AQ1685-BW0***
★ 3.0	41.0	26.0	15.0	37.5	----	2	1.2	22	10.1	210	630	6	C6AQ1305-FW0***

- 备注 Note: 1. “-”表示容量偏差。 “-”=capacitance tolerance code, J=±5%, K=±10%。
 2. “***”表示引线加工和包装代码(见上表)。“***”=lead dimensions and packing mode code(refer to table 1).
 3. “I_{max}”为10kHz、环境70°C、Δθ_{case}=15.0°C的值。“I_{max}”@10kHz, θ_{amb}=70°C, Δθ_{case}=15°C。
 4. 如果b要求20.0mm,则第12位代码用“3”。When the b=20.0mm, the digit 12 is “3”。
 5. “U_{rms}=300Vac”:随着电源电压波动,最大交流施加电压为300Vac。300Vac为相对额定电压240Vac、电源电压波动时的最大值,并非连续施加电压的保证值。
 “Urms = 300Vac”: As the power supply voltage fluctuation, the maximum ac voltage is 300Vac. And 300Vac is the maximum voltage when the power supply voltage (rated voltage is 240Vac) is in a fluctuation, instead of the guarantee of continuous voltage value.
 6. “★”表示外壳为圆弧底。“★”= Arc-bottom of the outer shell.
 7. “ESR”、“L_s”为典型值。“ESR”、“L_s” are typical values.

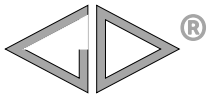


■ 技术参数 Technical data(mm)
THB version

U _{rms} =300Vac, U _N =425Vac, U _{NDC} =560Vdc													
C _N (μF)	W ±1.0	H ±1.0	T ±1.0	P ±1.0	b ±0.5	Pins	d ±0.05	L _s (nH)	ESR @10kHz (mΩ)	Î (A)	Î _s (A)	I _{max} @70°C, 10kHz (A)	Part number
★ 3.3	41.0	26.0	15.0	37.5	----	2	1.2	22	9.2	231	693	7	C6AQ1335-FW0***
★ 3.5	42.0	28.0	14.0	37.5	----	2	1.2	23	8.6	245	735	7	C6AQ1355-FW0***
★ 4.0	41.0	32.0	17.0	37.5	----	2	1.2	24	7.6	280	840	8	C6AQ1405-FW0***
★ 4.5	41.0	32.0	17.0	37.5	----	2	1.2	24	6.7	315	945	9	C6AQ1455-FW0***
★ 4.7	41.0	32.0	17.0	37.5	----	2	1.2	24	6.4	329	987	9	C6AQ1475-FW0***
5.0	41.0	33.5	18.5	37.5	----	2	1.2	24	6.0	350	1 050	10	C6AQ1505-FW0***
6.0	41.0	33.5	18.5	37.5	----	2	1.2	25	5.0	420	1 260	11	C6AQ1605-FW0***
6.8	41.0	37.0	22.0	37.5	----	2	1.2	25	4.4	476	1 428	12	C6AQ1685-FW0***
8.0	41.0	37.0	22.0	37.5	----	2	1.2	26	3.8	560	1 680	13	C6AQ1805-FW0***
10	41.0	41.0	26.0	37.5	----	2	1.2	28	3.0	700	2 100	14	C6AQ1106-FW0***
★ 12	41.0	43.0	28.0	37.5	----	2	1.2	29	2.5	840	2 520	14	C6AQ1126-FW0***
15	42.0	45.0	30.0	37.5	----	2	1.2	30	2.1	1 050	3 150	14	C6AQ1156-FW0***
18	57.0	43.5	29.5	52.5	20.3	4	1.2	29	3.8	720	2 160	17	C6AQ1186-MWA***
20	57.0	43.5	29.5	52.5	20.3	4	1.2	29	3.4	800	2 400	18	C6AQ1206-MWA***
★ 20	57.0	44.0	29.5	52.5	20.3	4	1.2	29	3.4	800	2 400	18	C6AQ1206-M7A***
22	57.0	43.5	29.5	52.5	20.3	4	1.2	30	3.1	880	2 640	20	C6AQ1226-MWA***
★ 25	57.0	50.0	35.0	52.5	20.3	4	1.2	31	2.7	1 000	3 000	21	C6AQ1256-MWA***
★ 28	57.0	50.0	35.0	52.5	20.3	4	1.2	32	2.4	1 120	3 360	23	C6AQ1286-MWA***

U _{rms} =350Vac, U _N =480Vac, U _{NDC} =600Vdc													
C _N (μF)	W ±1.0	H ±1.0	T ±1.0	P ±1.0	b ±0.5	Pins	d ±0.05	L _s (nH)	ESR @10kHz (mΩ)	Î (A)	Î _s (A)	I _{max} @70°C, 10kHz (A)	Part number
0.68	32.0	20.0	11.0	27.5	----	2	0.8	18	27.5	35	104	2.5	C6AR2684-BW0***
0.82	32.0	22.0	13.0	27.5	----	2	0.8	18	23.3	42	125	3.0	C6AR2824-BW0***
1.0	32.0	22.0	13.0	27.5	----	2	0.8	18	19.6	51	153	3.2	C6AR2105-BW0***
1.5	32.0	24.5	15.0	27.5	----	2	0.8	19	14.0	76	229	4.2	C6AR2155-BW0***
2.0	32.0	30.0	16.0	27.5	----	2	0.8	21	11.1	102	306	5.0	C6AR2205-BW0***
2.2	32.0	30.0	16.0	27.5	----	2	0.8	20	10.4	112	336	5.2	C6AR2225-BW0***
2.5	32.0	33.0	18.0	27.5	----	2	1.0	22	7.0	127	382	6.2	C6AR2255-BW0***
3.0	32.0	37.0	22.0	27.5	----	2	1.0	24	5.8	153	458	7.4	C6AR2305-BW0***
3.3	32.0	37.0	22.0	27.5	----	2	1.0	24	5.3	168	504	7.7	C6AR2335-BW0***

- 备注 Note: 1. “-”表示容量偏差。 “-”=capacitance tolerance code, J=±5%, K=±10%。
 2. “***”表示引线加工和包装代码(见上表)。“***”=lead dimensions and packing mode code(refer to table 1).
 3. “I_{max}”为10kHz、环境70°C、Δθ_{case}=15.0°C的值。“I_{max}@10kHz, θ_{amb}=70°C, Δθ_{case}=15°C。
 4. 如果b要求20.0mm,则第12位代码用“3”。When the b=20.0mm, the digit 12 is “3”。
 5. “U_{rms}=300Vac”:随着电源电压波动,最大交流施加电压为300Vac。300Vac为相对额定电压240Vac、电源电压波动时的最大值,并非连续施加电压的保证值。
 “U_{rms} = 300Vac”: As the power supply voltage fluctuation, the maximum ac voltage is 300Vac. And 300Vac is the maximum voltage when the power supply voltage (rated voltage is 240Vac) is in a fluctuation, instead of the guarantee of continuous voltage value.
 6. “U_{rms}=350Vac”适用于277Vac电网电压场合。“U_{rms}=350Vac” used in 277Vac power supply voltage.
 7. “★”表示外壳为圆弧底。“★”= Arc-bottom of the outer shell.
 8. “ESR”、“L_s”为典型值。“ESR”、“L_s” are typical values.

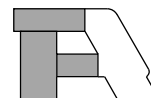


C6A

■ 技术参数 Technical data(mm) THB version

U _{rms} =350Vac, U _N =480Vac, U _{NDC} =600Vdc													
C _N (μF)	W ±1.0	H ±1.0	T ±1.0	P ±1.0	b ±0.5	Pins	d ±0.05	L _s (nH)	ESR @10kHz (mΩ)	Î (A)	Î _s (A)	I _{max} @70°C, 10kHz (A)	Part number
3.5	32.0	37.0	22.0	27.5	----	2	1.0	23	5.0	178	535	7.9	C6AR2355-BW0***
4.0	32.0	37.0	22.0	27.5	----	2	1.0	23	4.4	204	611	8.2	C6AR2405-BW0***
1.0	41.0	22.0	11.0	37.5	----	2	1.0	24	28.0	36	109	2.8	C6AR2105-FW0***
1.5	41.0	24.0	13.0	37.5	----	2	1.0	25	19.3	55	164	3.7	C6AR2155-FW0***
★ 2.0	41.0	26.0	15.0	37.5	----	2	1.0	26	14.9	73	219	4.6	C6AR2205-FW0***
★ 2.2	41.0	26.0	15.0	37.5	----	2	1.0	25	13.7	80	241	4.8	C6AR2225-FW0***
2.5	41.0	30.0	16.0	37.5	----	2	1.0	27	12.3	91	274	5.3	C6AR2255-FW0***
3.0	41.0	30.0	16.0	37.5	----	2	1.0	26	10.5	109	328	5.7	C6AR2305-FW0***
★ 3.3	41.0	32.0	17.0	37.5	----	2	1.0	29	9.7	120	361	6.2	C6AR2335-FW0***
★ 3.5	41.0	32.0	17.0	37.5	----	2	1.0	28	9.3	128	383	6.4	C6AR2355-FW0***
4.0	41.0	33.5	18.5	37.5	----	2	1.0	29	8.3	146	438	7.0	C6AR2405-FW0***
4.5	41.0	37.0	22.0	37.5	----	2	1.0	31	7.6	164	493	8.0	C6AR2455-FW0***
5.0	41.0	37.0	22.0	37.5	----	2	1.0	30	7.0	182	547	8.3	C6AR2505-FW0***
5.5	41.0	37.0	22.0	37.5	----	2	1.0	29	6.6	201	602	8.6	C6AR2555-FW0***
6.0	41.0	41.0	26.0	37.5	----	2	1.0	32	6.2	219	657	9.7	C6AR2605-FW0***
6.5	41.0	41.0	26.0	37.5	----	2	1.0	31	5.8	237	712	10.0	C6AR2655-FW0***
7.0	41.0	41.0	26.0	37.5	----	2	1.0	31	5.5	255	766	10.3	C6AR2705-FW0***
7.5	41.0	41.0	26.0	37.5	----	2	1.0	30	5.3	274	821	10.5	C6AR2755-FW0***
★ 7.5	41.0	43.0	22.0	37.5	----	2	1.0	30	5.3	274	821	10.5	C6AR2755-F10***
8.0	41.0	41.0	26.0	37.5	----	2	1.0	30	5.1	292	876	10.5	C6AR2805-FW0***
★ 8.5	41.0	43.0	28.0	37.5	----	2	1.0	32	4.9	310	930	10.5	C6AR2855-FW0***
★ 9.0	41.0	43.0	28.0	37.5	----	2	1.0	31	4.7	328	985	10.5	C6AR2905-FW0***
9.5	42.0	45.0	30.0	37.5	----	2	1.0	33	4.5	347	1040	10.5	C6AR2955-FW0***
10.0	42.0	45.0	30.0	37.5	----	2	1.0	32	4.4	365	1095	10.5	C6AR2106-FW0***
★ 10.0	42.0	45.0	30.0	37.5	20.3	4	1.0	32	4.4	365	1095	10.5	C6AR2106-FWA***

- 备注 Note: 1. “-”表示容量偏差。 “-”=capacitance tolerance code, J=±5%, K=±10%。
 2. “***”表示引线加工和包装代码(见上表)。“***”=lead dimensions and packing mode code(refer to table 1).
 3. “I_{max}”为10kHz、环境70°C、Δθ_{case}=15.0°C的值。“I_{max}”@10kHz, θ_{amb}=70°C, Δθ_{case}=15°C。
 4. “U_{rms}=350Vac”适用于277Vac电网电压场合。“U_{rms}=350Vac” used in 277Vac power supply voltage.
 5. “★”表示外壳为圆弧底。“★”=Arc-bottom of the outer shell.
 6. “ESR”、“L_s”为典型值。“ESR”、“L_s” are typical values.



■ 技术参数 Technical data(mm)

THB version

U _{rms} =350Vac, U _N =480Vac, U _{NDC} =600Vdc													
C _N (μF)	W ±1.0	H ±1.0	T ±1.0	P ±1.0	b ±0.5	Pins	d ±0.05	L _s (nH)	ESR @10kHz (mΩ)	Î (A)	Î _s (A)	I _{max} @70°C, 10kHz (A)	Part number
10.0	57.0	45.0	25.0	52.5	----	2	1.2	34	5.7	260	781	11.6	C6AR2106-MW0***
11.0	57.0	45.0	25.0	52.5	----	2	1.2	33	5.3	286	859	11.9	C6AR2116-MW0***
12.0	57.0	43.5	29.5	52.5	20.3	4	1.2	29	4.4	312	937	14.1	C6AR2126-MWA***
15.0	57.0	45.0	35.0	52.5	20.3	4	1.2	31	3.7	391	1172	16.4	C6AR2156-MWA***
16.0	57.0	45.0	35.0	52.5	20.3	4	1.2	30	3.5	417	1250	16.8	C6AR2166-MWA***
18.0	57.0	50.0	35.0	52.5	20.3	4	1.2	33	3.2	469	1406	18.1	C6AR2186-MWA***
20.0	57.0	50.0	40.0	52.5	20.3	4	1.2	32	2.9	521	1562	19.8	C6AR2206-MWA***
21.0	57.0	50.0	40.0	52.5	20.3	4	1.2	32	2.8	547	1640	20.1	C6AR2216-MWA***
25.0	57.0	55.0	45.0	52.5	20.3	4	1.2	34	2.5	651	1953	22.8	C6AR2256-MWA***
27.0	57.0	55.0	45.0	52.5	20.3	4	1.2	33	2.4	703	2109	23.5	C6AR2276-MWA***

备注 Note: 1. “-”表示容量偏差。 “-”=capacitance tolerance code, J=±5%, K=±10%.

2. “***”表示引线加工和包装代码(见上表)。“****”=lead dimensions and packing mode code(refer to table 1).
3. “I_{max}”为10kHz、环境70°C、Δθ_{case}=15.0°C的值。“I_{max}”@10kHz, θ_{amb}=70°C, Δθ_{case}=15°C.
4. 如果b要求20.0mm,则第12位代码用“3”。When the b=20.0mm, the digit 12 is “3”.
5. “U_{rms}=350Vac”适用于277Vac电网电压场合。“U_{rms}=350Vac” used in 277Vac power supply voltage.
6. “★”表示外壳为圆弧底。“★”=Arc-bottom of the outer shell.
7. “ESR”、“L_s”为典型值。“ESR”、“L_s” are typical values.

■ 使用注意事项 Caution and warnings

- 使用时不得超过产品允许的最高温度

When using the products shall not exceed the maximum allowed temperature

- 不能大力拉扯引出线

Do not apply any mechanical stress to the capacitor terminals

- 电容器焊接至PCB板时应注意控制焊接温度以及焊接时间

Do not exceed the specified time or temperature limits during soldering

X-ON Electronics

Largest Supplier of Electrical and Electronic Components

Click to view similar products for [Film Capacitors](#) category:

Click to view products by [FARATRONIC](#) manufacturer:

Other Similar products are found below :

[703-6G](#) [82DC4100CK60J](#) [82EC1100DQ50K](#) [MMWAF150KME](#) [PCY2130F30153](#) [QXJ2E474KTPT](#) [QXL2B333KTPT](#) [QXM2G104K](#)
[DPM16S56K-1F](#) [EEC2G505HQA406](#) [B32234-.033@250V-K](#) [B81133-C1104-M3](#) [MTC355L1](#) [217-0716-001](#) [PA225L30](#) [CB182K0184J--](#)
[KP1830-247/061-G](#) [274ACF4400WA0J](#) [274ACF5150WA0J](#) [SCD105K122A3-22](#) [SCD205K122A3-24](#) [PCX2339F65224](#) [PCX2339F65334](#)
[2222 368 55105](#) [2222 370 21683](#) [QXL2E473KTPT](#) [445450-1](#) [MKT182022263473](#) [WMC08P22](#) [46KN410000N1K](#) [46KR368050M1M](#) [ECQ-](#)
[W4223KZ](#) [EEC2G805HQA415](#) [PA103L30](#) [82DC4100AA60K](#) [82EC2150DQ50K](#) [VEA105K50](#) [82IC2150DQ50J](#) [82EC2220DQ50J](#)
[MTC55L4](#) [MTC56L4](#) [PA104L30](#) [PA224L30](#) [82DC3220AA60J](#) [82EC4100DQ70J](#) [WYP-104M](#) [82CC4220AA70J](#) [82EC3100Z370J](#)
[B32656S8105K566](#) [EEC2G105HQA401](#)