



SPECIFICATION FOR APPROVAL

File No.: Q/FRK 0.GS.E.C6A-C12

Product Name	AC filter capacitor for PCB
Product Type	C6A
Product Code	
Customer	
Customer Code	
Issue Date	2023-05

Xiamen Faratronic Co. Ltd.			Approved by Customer
Drafted	Checked	Approved	
			



Xiamen Faratronic Co. Ltd.

Add: 99 Xinyuan Road, Haicang District, Xiamen, China

Marketing/Sales center

TEL: 0086-592-6208620/6208618/6208589/6208505

FAX: 0086-592-6208777

Mail: Vitawang@faratronic.com.cn


michael_lai@faratronic.com.cn

chris@faratronic.com.cn

donny@faratronic.com.cn

Http: www.faratronic.com.cn

*The specification are the property of Xiamen Faratronic Co.Ltd and shall not be copied or used as commercial purposes without permission.

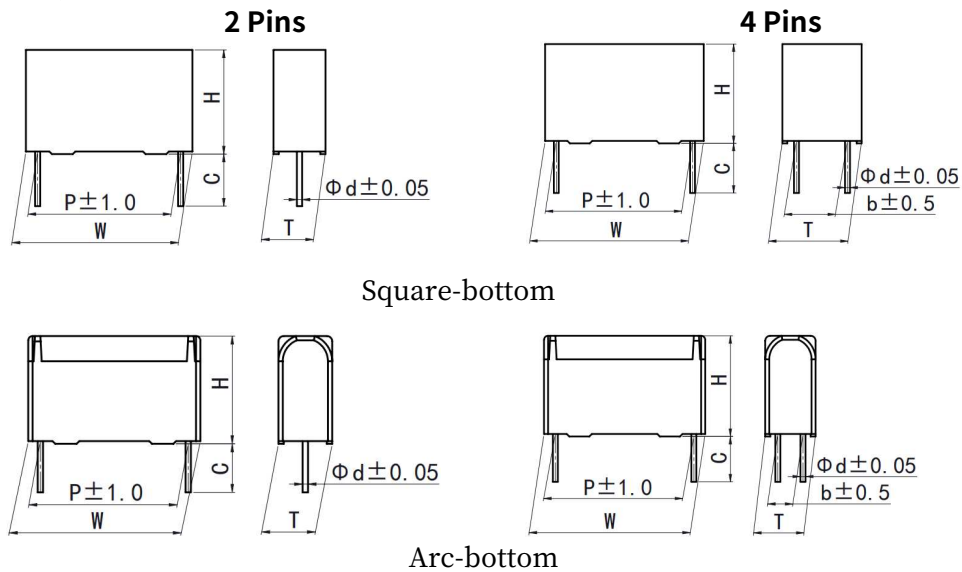


Version history

Current version	Date	Author	Change description

AC filter capacitor for PCB



■ Outline Drawing



■ Features


- Self-Healing
- Metallized polypropylene film structure
- Suitable for small power AC filter, i.e. UPS, Solar Photovoltaic DC/AC inverter with LCL filter.

■ Safety Approval

●		TUV Rheinland	EN 61071:2007, EN 61881-1:2011, U_{rms} : 180Vac ~ 500Vac, U_N : 250Vac~700Vac 0.22 μ F~60 μ F, -40/85°C Certificate No.: R 50266136
●		UL/CUL	UL 810, CSA C22.2.No190, Construction Only, Max.660Vac, Max 90°C Certificate No.: E256238,CCN:CZDS2/8

■ Specifications

Reference Standard	GB/T 17702, IEC 61071			
Climatic Category	40/85/56			
Operating Temperature Range(Case)	-40°C ~ +105°C 85°C (+85°C to +105°C: decreasing factor 1.5% per °C for U_{rms})			
Rated RMS Voltage (U_{rms})	180Vac	250Vac	300Vac	350Vac
Rated AC Voltage (U_N)	250Vac	350Vac	425Vac	480Vac
Maximum continuous DC voltage	300Vdc	475Vdc	560Vdc	600Vdc
Capacitance Range	4.0 μ F~60.0 μ F	1.0 μ F~40.0 μ F	1.0 μ F~28.0 μ F	0.33 μ F~27.0 μ F
Capacitance Tolerance	\pm 5%(J), \pm 10%(K)			
Voltage Proof	Between Terminals:		1.5 U_N (Vac) (10s)	
	Between Terminals To Case:		3 000 Vac(60s)	
Insulation Resistance($IR \times C_N$)	\geq 3 000s (20°C, 100V, 1min)			
Dissipation Factor	\leq 20 \times 10 ⁻⁴ (1kHz,20°C) (Typical value,15 \times 10 ⁻⁴)			
For outdoor or severe humidity condition application, recommend to use THB version.				



■ Part number system

The 15 digits part number is formed as follow:


1 2 3 4 5 6 7 8 9 10 11 12 13 14 15

C	6	A												
---	---	---	--	--	--	--	--	--	--	--	--	--	--	--

- Digit 1 to 3 Series code
 C6A
- Digit 4 to 5 Rated RMS Voltage
 L4=180V E2=250V Q1=300V R2=350V
- Digit 6 to 8 Rated capacitance value
 For example: 156=15×10⁶pF=15μF
- Digit 9 Capacitance tolerance
 J=±5%,K=±10%
- Digit 10 Pitch
 B=27.5mm F=37.5mm M=52.5mm
- Digit 11 Internal use
- Digit 12 to 15 Lead form and packaging code

Table 1 lead form and packaging code

Digit 12		Digit 13 and Digit 14		Digit 15	
Code	explanation	Code	explanation	Code	explanation
0	Two pins(bulk)	55	lead length 5.5mm	0	Length tolerance ±1.0mm
				2	Length tolerance ±0.5mm
1	four pins(bulk) b=10.0mm	00	standard lead length 5.5mm		
2	four pins(bulk) b=12.7mm	38	lead length 3.8mm		
B	four pins(bulk) b=10.2mm				
A	four pins(bulk) b=20.3mm				




■ Technical data (mm)

U _{rms} =180Vac, U _N =250Vac, U _{NDc} =300Vdc													
C _N (μF)	W ±1.0	H ±1.0	T ±1.0	P ±1.0	b ±0.5	Pins	d ±0.05	L _s (nH)	ESR @10kHz (mΩ)	İ (A)	İ _s (A)	I _{max} @70°C, 10kHz (A)	Part number
4.0	32.0	22.0	13.0	27.5	---	2	1.0	16	6.7	280	840	7	C6AL4405-B00***
5.0	32.0	28.0	14.0	27.5	---	2	1.0	18	5.3	350	1 050	8	C6AL4505-B00***
6.8	32.0	33.0	18.0	27.5	---	2	1.2	21	3.9	476	1 428	11	C6AL4685-B00***
10	32.0	33.0	18.0	27.5	---	2	1.2	20	2.7	700	2 100	13	C6AL4106-B00***
10	41.0	32.0	17.0	37.5	---	2	1.2	22	4.9	400	1 200	10	C6AL4106-F00***
15	41.0	37.0	22.0	37.5	---	2	1.2	24	3.3	600	1 800	14	C6AL4156-F00***
18	42.0	36.0	23.0	37.5	---	2	1.2	25	2.7	720	2 160	14	C6AL4186-F00***
20	42.0	36.0	23.0	37.5	---	2	1.2	25	2.5	800	2 400	14	C6AL4206-F00***
★ 22	41.0	41.0	26.0	37.5	---	2	1.2	26	2.2	880	2 640	14	C6AL4226-FY0***
25	41.0	41.0	26.0	37.5	---	2	1.2	27	2.0	1 000	3 000	14	C6AL4256-F00***
30	42.0	45.0	30.0	37.5	---	2	1.2	28	1.6	1 200	3 600	14	C6AL4306-F00***
33	42.0	45.0	30.0	37.5	---	2	1.2	29	1.5	1 320	3 960	14	C6AL4336-F00***
40	57.0	43.5	29.5	52.5	20.3	4	1.2	26	2.6	800	2 400	20	C6AL4406-M0A***
50	57.0	50.0	35.0	52.5	20.3	4	1.2	28	2.1	1 000	3 000	24	C6AL4506-M0A***
60	57.0	50.0	35.0	52.5	20.3	4	1.2	29	1.7	1 200	3 600	27	C6AL4606-M0A***

U _{rms} =250Vac, U _N =350Vac, U _{NDc} =475Vdc													
C _N (μF)	W ±1.0	H ±1.0	T ±1.0	P ±1.0	b ±0.5	Pins	d ±0.05	L _s (nH)	ESR @10kHz (mΩ)	İ (A)	İ _s (A)	I _{max} @70°C, 10kHz (A)	Part number
1.5	32.0	20.0	11.0	27.5	---	2	1.0	20	12.9	135	405	4	C6AE2155-B00***
2.0	32.0	22.0	13.0	27.5	---	2	1.0	20	9.6	180	540	5	C6AE2205-B00***
2.2	32.0	22.0	13.0	27.5	---	2	1.0	20	8.8	198	594	6	C6AE2225-B00***
2.5	32.0	22.0	13.0	27.5	---	2	1.0	20	7.7	225	675	6	C6AE2255-B00***
★ 3.0	32.0	24.5	15.0	27.5	---	2	1.0	20	6.4	270	810	7	C6AE2305-B00***
★ 3.3	32.0	24.5	15.0	27.5	---	2	1.0	21	5.8	297	891	8	C6AE2335-B00***
3.5	32.0	28.0	14.0	27.5	---	2	1.0	23	5.5	315	945	8	C6AE2355-B00***
4.0	32.0	33.0	18.0	27.5	---	2	1.2	22	4.8	360	1 080	10	C6AE2405-B00***
4.5	32.0	33.0	18.0	27.5	---	2	1.2	23	4.3	405	1 215	10	C6AE2455-B00***
5.0	32.0	33.0	18.0	27.5	---	2	1.2	23	3.9	450	1 350	11	C6AE2505-B00***
6.8	32.0	37.0	22.0	27.5	---	2	1.2	24	2.8	612	1 836	14	C6AE2685-B00***
4.7	41.0	26.0	15.0	37.5	---	2	1.2	24	7.8	282	846	7	C6AE2475-F00***

- Note:
1. “-” =capacitance tolerance code, J=±5%,K=±10%
 2. “***” =lead dimensions and packing mode code (refer to table 1)
 3. “I_{max}” @10kHz, Θ_{amb}=70°C, ΔΘ_{case}=15°C.
 4. “★” =Arc-bottom of the outer case.
 5. “ESR”、“L_s” are typical values.




■ Technical data (mm)

Urms=250Vac, UN=350Vac, UNDC=475Vdc													
CN (μF)	W ±1.0	H ±1.0	T ±1.0	P ±1.0	b ±0.5	Pins	d ±0.05	Ls (nH)	ESR @10kHz (mΩ)	İ (A)	İs (A)	I _{max} @70°C, 10kHz (A)	Part number
5.0	42.0	28.0	14.0	37.5	---	2	1.2	26	7.3	300	900	8	C6AE2505-F00***
6.0	41.0	32.0	17.0	37.5	---	2	1.2	26	6.1	360	1 080	9	C6AE2605-F00***
6.5	41.0	32.0	17.0	37.5	---	2	1.2	26	5.6	390	1 170	10	C6AE2655-F00***
6.8	41.0	33.5	18.5	37.5	---	2	1.2	27	5.4	408	1 224	10	C6AE2685-F00***
7.5	41.0	33.5	18.5	37.5	---	2	1.2	27	4.9	450	1 350	11	C6AE2755-F00***
8.0	41.0	37.0	22.0	37.5	---	2	1.2	27	4.6	480	1 440	12	C6AE2805-F00***
10	41.0	37.0	22.0	37.5	---	2	1.2	28	3.7	600	1 800	13	C6AE2106-F00***
12	41.0	41.0	26.0	37.5	---	2	1.2	29	3.0	720	2 160	14	C6AE2126-F00***
15	41.0	41.0	26.0	37.5	---	2	1.2	30	2.4	900	2 700	14	C6AE2156-F00***
18	41.0	43.0	28.0	37.5	---	2	1.2	31	2.0	1 080	3 240	14	C6AE2186-F00***
20	42.0	45.0	30.0	37.5	---	2	1.2	32	1.8	1 200	3 600	14	C6AE2206-F00***
22	42.0	45.0	30.0	37.5	---	2	1.2	33	1.7	1 320	3 960	14	C6AE2226-F00***
25	57.0	43.5	29.5	52.5	20.3	4	1.2	31	3.3	750	2 250	18	C6AE2256-M0A***
30	57.0	43.5	29.5	52.5	20.3	4	1.2	32	2.7	900	2 700	20	C6AE2306-M0A***
35	57.0	50.0	35.0	52.5	20.3	4	1.2	32	2.3	1 050	3 150	23	C6AE2356-M0A***
40	57.0	50.0	35.0	52.5	20.3	4	1.2	33	2.0	1 200	3 600	25	C6AE2406-M0A***

Urms=300Vac, UN=425Vac, UNDC=560Vdc													
CN (μF)	W ±1.0	H ±1.0	T ±1.0	P ±1.0	b ±0.5	Pins	d ±0.05	Ls (nH)	ESR @10kHz (mΩ)	İ (A)	İs (A)	I _{max} @70°C, 10kHz (A)	Part number
1.0	32.0	20.0	11.0	27.5	---	2	1.0	16	15.9	100	300	4	C6AQ1105-B00***
1.5	32.0	22.0	13.0	27.5	---	2	1.0	17	10.6	150	450	5	C6AQ1155-B00***
★	32.0	24.5	15.0	27.5	---	2	1.0	18	8.9	200	600	6	C6AQ1205-B00***
★	32.0	24.5	15.0	27.5	---	2	1.0	18	8.0	220	660	7	C6AQ1225-B00***
2.5	32.0	28.0	14.0	27.5	---	2	1.0	19	7.2	250	750	8	C6AQ1255-B00***
3.0	32.0	33.0	18.0	27.5	---	2	1.2	21	6.4	300	900	9	C6AQ1305-B00***
3.3	32.0	33.0	18.0	27.5	---	2	1.2	20	5.3	330	990	10	C6AQ1335-B00***
3.5	32.0	33.0	18.0	27.5	---	2	1.2	21	4.8	350	1 050	10	C6AQ1355-B00***
4.0	32.0	33.0	18.0	27.5	---	2	1.2	21	4.6	400	1 200	11	C6AQ1405-B00***
4.7	32.0	37.0	22.0	27.5	---	2	1.2	22	4.0	470	1 410	13	C6AQ1475-B00***
5.0	32.0	37.0	22.0	27.5	---	2	1.2	22	3.4	500	1 500	13	C6AQ1505-B00***
6.8	32.0	37.0	22.0	27.5	---	2	1.2	23	3.2	680	2 040	14	C6AQ1685-B00***
3.0	41.0	26.0	15.0	37.5	---	2	1.2	22	10.1	210	630	6	C6AQ1305-F00***

- Note:
1. “-” =capacitance tolerance code, J=±5%,K=±10%
 2. “***” =lead dimensions and packing mode code (refer to table 1)
 3. “I_{max}” @10kHz, Θ_{amb}=70°C, ΔΘ_{case}=15°C.
 4. “U_{rms} = 300Vac”: As the power supply voltage fluctuation, the maximum ac voltage is 300Vac. And 300Vac is the maximum voltage when the power supply voltage (rated voltage is 240Vac) is in a fluctuation, instead of the guarantee of continuous voltage value.
 5. “★” =Arc-bottom of the outer case.
 6. “ESR”、“Ls” are typical values.




■ Technical data (mm)

U _{rms} =300Vac, U _N =425Vac, U _{NDC} =560Vdc													
C _N (μF)	W ±1.0	H ±1.0	T ±1.0	P ±1.0	b ±0.5	Pins	d ±0.05	L _s (nH)	ESR @10kHz (mΩ)	İ (A)	İ _s (A)	I _{max} @70°C, 10kHz (A)	Part number
3.3	41.0	26.0	15.0	37.5	----	2	1.2	22	9.2	231	693	7	C6AQ1335-F00***
3.5	42.0	28.0	14.0	37.5	----	2	1.2	23	8.6	245	735	7	C6AQ1355-F00***
4.0	41.0	32.0	17.0	37.5	----	2	1.2	24	7.6	280	840	8	C6AQ1405-F00***
4.5	41.0	32.0	17.0	37.5	----	2	1.2	24	6.7	315	945	9	C6AQ1455-F00***
4.7	41.0	32.0	17.0	37.5	----	2	1.2	24	6.4	329	987	9	C6AQ1475-F00***
5.0	41.0	33.5	18.5	37.5	----	2	1.2	24	6.0	350	1 050	10	C6AQ1505-F00***
6.0	41.0	33.5	18.5	37.5	----	2	1.2	25	5.0	420	1 260	11	C6AQ1605-F00***
6.8	41.0	37.0	22.0	37.5	----	2	1.2	25	4.4	476	1 428	12	C6AQ1685-F00***
8.0	41.0	37.0	22.0	37.5	----	2	1.2	26	3.8	560	1 680	13	C6AQ1805-F00***
10	41.0	41.0	26.0	37.5	----	2	1.2	28	3.0	700	2 100	14	C6AQ1106-F00***
12	41.0	43.0	28.0	37.5	----	2	1.2	29	2.5	840	2 520	14	C6AQ1126-F00***
15	42.0	45.0	30.0	37.5	----	2	1.2	30	2.1	1 050	3 150	14	C6AQ1156-F00***
★18	57.0	43.5	29.5	52.5	20.3	4	1.2	29	3.8	720	2 160	17	C6AQ1186-MYA***
★20	57.0	43.5	29.5	52.5	20.3	4	1.2	29	3.4	800	2 400	18	C6AQ1206-MOA***
22	57.0	43.5	29.5	52.5	20.3	4	1.2	30	3.1	880	2 640	20	C6AQ1226-MOA***
25	57.0	50.0	35.0	52.5	20.3	4	1.2	31	2.7	1 000	3 000	21	C6AQ1256-MOA***
28	57.0	50.0	35.0	52.5	20.3	4	1.2	32	2.4	1 120	3 360	23	C6AQ1286-MOA***

U _{rms} =350Vac, U _N =480Vac, U _{NDC} =600Vdc													
C _N (μF)	W ±1.0	H ±1.0	T ±1.0	P ±1.0	b ±0.5	Pins	d ±0.05	L _s (nH)	ESR @10kHz (mΩ)	İ (A)	İ _s (A)	I _{max} @70°C, 10kHz (A)	Part number
0.68	32.0	20.0	11.0	27.5	----	2	0.8	18	27.5	35	104	2.5	C6AR2684-B00***
0.82	32.0	22.0	13.0	27.5	----	2	0.8	18	23.3	42	125	3.0	C6AR2824-B00***
★1.0	32.0	22.0	13.0	27.5	----	2	0.8	18	19.6	51	153	3.2	C6AR2105-BY0***
★1.5	32.0	24.5	15.0	27.5	----	2	0.8	19	14.0	76	229	4.2	C6AR2155-BY0***
★2.0	32.0	30.0	16.0	27.5	----	2	0.8	21	11.1	102	306	5.0	C6AR2205-BY0***
2.2	32.0	30.0	16.0	27.5	----	2	0.8	20	10.4	112	336	5.2	C6AR2225-B00***
2.5	32.0	33.0	18.0	27.5	----	2	1.0	22	7.0	127	382	6.2	C6AR2255-B00***
3.0K	32.0	33.0	18.0	27.5	----	2	1.0	21	6.1	145	435	6.5	C6AR2305KB10***
3.0	32.0	37.0	22.0	27.5	----	2	1.0	24	5.8	153	458	7.4	C6AR2305-B00***
3.3	32.0	37.0	22.0	27.5	----	2	1.0	24	5.3	168	504	7.7	C6AR2335-B00***


- Note:
1. “-” =capacitance tolerance code, J=±5%,K=±10%
 2. “***” =lead dimensions and packing mode code (refer to table 1)
 3. “I_{max}” @10kHz, Θ_{amb}=70°C, ΔΘ_{case}=15°C.
 4. “U_{rms} = 300Vac”: As the power supply voltage fluctuation, the maximum ac voltage is 300Vac. And 300Vac is the maximum voltage when the power supply voltage (rated voltage is 240Vac) is in a fluctuation, instead of the guarantee of continuous voltage value.
 5. “U_{rms} = 350Vac” used in 277Vac power supply voltage.
 6. “★” =Arc-bottom of the outer case.
 7. “ESR”、“L_s” are typical values.



■ Technical data (mm)

U _{rms} =350Vac, U _N =480Vac, U _{NDC} =600Vdc													
C _N (μF)	W ±1.0	H ±1.0	T ±1.0	P ±1.0	b ±0.5	Pins	d ±0.05	L _s (nH)	ESR @10kHz (mΩ)	İ (A)	İ _s (A)	I _{max} @70°C, 10kHz (A)	Part number
★ 3.5	32.0	37.0	22.0	27.5	---	2	1.0	23	5.0	178	535	7.9	C6AR2355-BY0***
★ 4.0	32.0	37.0	22.0	27.5	---	2	1.0	23	4.4	204	611	8.2	C6AR2405-BY0***
1.0	41.0	22.0	11.0	37.5	---	2	1.0	24	28.0	36	109	2.8	C6AR2105-F00***
1.5	41.0	24.0	13.0	37.5	---	2	1.0	25	19.3	55	164	3.7	C6AR2155-F00***
2.0	41.0	26.0	15.0	37.5	---	2	1.0	26	14.9	73	219	4.6	C6AR2205-F00***
2.2	41.0	26.0	15.0	37.5	---	2	1.0	25	13.7	80	241	4.8	C6AR2225-F00***
★ 2.5	41.0	30.0	16.0	37.5	---	2	1.0	27	12.3	91	274	5.3	C6AR2255-FY0***
★ 3.0	41.0	30.0	16.0	37.5	---	2	1.0	26	10.5	109	328	5.7	C6AR2305-FY0***
3.3	41.0	32.0	17.0	37.5	---	2	1.0	29	9.7	120	361	6.2	C6AR2335-F00***
3.5	41.0	32.0	17.0	37.5	---	2	1.0	28	9.3	128	383	6.4	C6AR2355-F00***
4.0	41.0	33.5	18.5	37.5	---	2	1.0	29	8.3	146	438	7.0	C6AR2405-F00***
★ 4.5	41.0	37.0	22.0	37.5	---	2	1.0	31	7.6	164	493	8.0	C6AR2455-FY0***
★ 5.0	41.0	37.0	22.0	37.5	---	2	1.0	30	7.0	182	547	8.3	C6AR2505-FY0***
★ 5.5	41.0	37.0	22.0	37.5	---	2	1.0	29	6.6	201	602	8.6	C6AR2555-FY0***
6.0	41.0	41.0	26.0	37.5	---	2	1.0	32	6.2	219	657	9.7	C6AR2605-F00***
6.5	41.0	41.0	26.0	37.5	---	2	1.0	31	5.8	237	712	10.0	C6AR2655-F00***
7.0	41.0	41.0	26.0	37.5	---	2	1.0	31	5.5	255	766	10.3	C6AR2705-F00***
7.5	41.0	41.0	26.0	37.5	---	2	1.0	30	5.3	274	821	10.5	C6AR2755-F00***
8.0	41.0	41.0	26.0	37.5	---	2	1.0	30	5.1	292	876	10.5	C6AR2805-F00***
8.5	41.0	43.0	28.0	37.5	---	2	1.0	32	4.9	310	930	10.5	C6AR2855-F00***
9.0	41.0	43.0	28.0	37.5	---	2	1.0	31	4.7	328	985	10.5	C6AR2905-F00***
9.5	42.0	45.0	30.0	37.5	---	2	1.0	33	4.5	347	1 040	10.5	C6AR2955-F00***
10.0	42.0	45.0	30.0	37.5	---	2	1.0	32	4.4	365	1 095	10.5	C6AR2106-F00***


- Note:
1. “-” =capacitance tolerance code, J=±5%,K=±10%
 2. “***” =lead dimensions and packing mode code (refer to table 1)
 3. “I_{max}” @10kHz, Θ_{amb}=70°C, ΔΘ_{case}=15°C.
 4. “U_{rms} = 350Vac” used in 277Vac power supply voltage.
 5. “★” =Arc-bottom of the outer case.
 6. “ESR”、“L_s” are typical values.



■ Technical data (mm)

U _{rms} =350Vac, U _N =480Vac, U _{NDC} =600Vdc													
C _N (μF)	W ±1.0	H ±1.0	T ±1.0	P ±1.0	b ±0.5	Pins	d ±0.05	L _s (nH)	ESR @10kHz (mΩ)	İ (A)	İ _s (A)	I _{max} @70°C, 10kHz (A)	Part number
10.0	57.0	45.0	25.0	52.5	---	2	1.2	34	5.7	260	781	11.6	C6AR2106-M00***
★11.0	57.0	45.0	25.0	52.5	---	2	1.2	33	5.3	286	859	11.9	C6AR2116-MY0***
12.0	57.0	43.5	29.5	52.5	20.3	4	1.2	29	4.4	312	937	14.1	C6AR2126-M1A***
15.0	57.0	45.0	35.0	52.5	20.3	4	1.2	31	3.7	391	1 172	16.4	C6AR2156-M0A***
★16.0	57.0	45.0	35.0	52.5	20.3	4	1.2	30	3.5	417	1 250	16.8	C6AR2166-MYA***
18.0	57.0	50.0	35.0	52.5	20.3	4	1.2	33	3.2	469	1 406	18.1	C6AR2186-M0A***
20.0	57.0	50.0	40.0	52.5	20.3	4	1.2	32	2.9	521	1 562	19.8	C6AR2206-M0A***

- Note:
1. “-” =capacitance tolerance code, J=±5%,K=±10%
 2. “***” =lead dimensions and packing mode code (refer to table 1)
 3. “I_{max}” @10kHz, Θ_{amb}=70°C, ΔΘ_{case}=15°C.
 4. “U_{rms} = 350Vac” used in 277Vac power supply voltage.
 5. “★” =Arc-bottom of the outer case.
 6. “ESR”、“L_s” are typical values.




■ Technical data (mm)

THB version

U _{rms} =180Vac, U _N =250Vac, U _{NDC} =300Vdc													
C _N (μF)	W ±1.0	H ±1.0	T ±1.0	P ±1.0	b ±0.5	Pins	d ±0.05	L _s (nH)	ESR @10kHz (mΩ)	İ (A)	İ _s (A)	I _{max} @70°C, 10kHz (A)	Part number
4.0	32.0	22.0	13.0	27.5	---	2	1.0	16	6.7	280	840	7	C6AL4405-BW0***
5.0	32.0	28.0	14.0	27.5	---	2	1.0	18	5.3	350	1 050	8	C6AL4505-BW0***
★ 6.8	32.0	33.0	18.0	27.5	---	2	1.2	21	3.9	476	1 428	11	C6AL4685-BW0***
★ 10	32.0	33.0	18.0	27.5	---	2	1.2	20	2.7	700	2 100	13	C6AL4106-BW0***
★ 10	41.0	32.0	17.0	37.5	---	2	1.2	22	4.9	400	1 200	10	C6AL4106-FW0***
15	41.0	37.0	22.0	37.5	---	2	1.0	24	3.3	600	1 800	14	C6AL4156-FW0***
★ 18	42.0	36.0	23.0	37.5	---	2	1.2	25	2.7	720	2 160	14	C6AL4186-FW0***
★ 20	42.0	36.0	23.0	37.5	---	2	1.2	25	2.5	800	2 400	14	C6AL4206-FW0***
22	41.0	41.0	26.0	37.5	---	2	1.2	26	2.2	880	2 640	14	C6AL4226-FW0***
25	41.0	41.0	26.0	37.5	---	2	1.2	27	2.0	1 000	3 000	14	C6AL4256-FW0***
30	42.0	45.0	30.0	37.5	---	2	1.2	28	1.6	1 200	3 600	14	C6AL4306-FW0***
33	42.0	45.0	30.0	37.5	---	2	1.2	29	1.5	1 320	3 960	14	C6AL4336-FW0***
40	57.0	43.5	29.5	52.5	20.3	4	1.2	26	2.6	800	2 400	20	C6AL4406-MW0***
50	57.0	50.0	35.0	52.5	20.3	4	1.2	28	2.1	1 000	3 000	24	C6AL4506-MW0***
60	57.0	50.0	35.0	52.5	20.3	4	1.2	29	1.7	1 200	3 600	27	C6AL4606-MW0***

U _{rms} =250Vac, U _N =350Vac, U _{NDC} =475Vdc													
C _N (μF)	W ±1.0	H ±1.0	T ±1.0	P ±1.0	b ±0.5	Pins	d ±0.05	L _s (nH)	ESR @10kHz (mΩ)	İ (A)	İ _s (A)	I _{max} @70°C, 10kHz (A)	Part number
1.5	32.0	20.0	11.0	27.5	---	2	1.0	20	12.9	135	405	4	C6AE2155-BW0***
2.0	32.0	22.0	13.0	27.5	---	2	1.0	20	9.6	180	540	5	C6AE2205-BW0***
2.2	32.0	22.0	13.0	27.5	---	2	1.0	20	8.8	198	594	6	C6AE2225-BW0***
2.5	32.0	22.0	13.0	27.5	---	2	1.0	20	7.7	225	675	6	C6AE2255-BW0***
3.0	32.0	24.5	15.0	27.5	---	2	1.0	20	6.4	270	810	7	C6AE2305-BW0***
3.3	32.0	24.5	15.0	27.5	---	2	1.0	21	5.8	297	891	8	C6AE2335-BW0***
3.5	32.0	28.0	14.0	27.5	---	2	1.0	23	5.5	315	945	8	C6AE2355-BW0***
★ 4.0	32.0	33.0	18.0	27.5	---	2	1.2	22	4.8	360	1 080	10	C6AE2405-BW0***
★ 4.5	32.0	33.0	18.0	27.5	---	2	1.2	23	4.3	405	1 215	10	C6AE2455-BW0***
★ 5.0	32.0	33.0	18.0	27.5	---	2	1.2	23	3.9	450	1 350	11	C6AE2505-BW0***
6.8	32.0	37.0	22.0	27.5	---	2	1.2	24	2.8	612	1 836	14	C6AE2685-BW0***
★ 4.7	41.0	26.0	15.0	37.5	---	2	1.2	24	7.8	282	846	7	C6AE2475-FW0***

- Note:
1. “-” =capacitance tolerance code, J=±5%,K=±10%
 2. “***” =lead dimensions and packing mode code (refer to table 1)
 3. “I_{max}” @10kHz, Θ_{amb}=70°C, ΔΘ_{case}=15°C.
 4. “★” =Arc-bottom of the outer case.
 5. “ESR”、“L_s” are typical values.




■ Technical data (mm)

THB version

U _{rms} =250Vac, U _N =350Vac, U _{NDC} =475Vdc													
C _N (μF)	W ±1.0	H ±1.0	T ±1.0	P ±1.0	b ±0.5	Pins	d ±0.05	L _s (nH)	ESR @10kHz (mΩ)	İ (A)	I _s (A)	I _{max} @70°C, 10kHz (A)	Part number
★ 5.0	42.0	28.0	14.0	37.5	----	2	1.2	26	7.3	300	900	8	C6AE2505-FW0***
★ 6.0	41.0	32.0	17.0	37.5	----	2	1.2	26	6.1	360	1 080	9	C6AE2605-FW0***
★ 6.5	41.0	32.0	17.0	37.5	----	2	1.2	26	5.6	390	1 170	10	C6AE2655-FW0***
6.8	41.0	33.5	18.5	37.5	----	2	1.2	27	5.4	408	1 224	10	C6AE2685-FW0***
7.5	41.0	33.5	18.5	37.5	----	2	1.2	27	4.9	450	1 350	11	C6AE2755-FW0***
8.0	41.0	37.0	22.0	37.5	----	2	1.2	27	4.6	480	1 440	12	C6AE2805-FW0***
10	41.0	37.0	22.0	37.5	----	2	1.2	28	3.7	600	1 800	13	C6AE2106-FW0***
12	41.0	41.0	26.0	37.5	----	2	1.2	29	3.0	720	2 160	14	C6AE2126-FW0***
15	41.0	41.0	26.0	37.5	----	2	1.2	30	2.4	900	2 700	14	C6AE2156-FW0***
★ 18	41.0	43.0	28.0	37.5	----	2	1.2	31	2.0	1 080	3 240	14	C6AE2186-FW0***
20	42.0	45.0	30.0	37.5	----	2	1.2	32	1.8	1 200	3 600	14	C6AE2206-FW0***
22	42.0	45.0	30.0	37.5	----	2	1.2	33	1.7	1 320	3 960	14	C6AE2226-FW0***
25	57.0	43.5	29.5	52.5	20.3	4	1.2	31	3.3	750	2 250	18	C6AE2256-MWA***
30	57.0	43.5	29.5	52.5	20.3	4	1.2	32	2.7	900	2 700	20	C6AE2306-MWA***
35	57.0	50.0	35.0	52.5	20.3	4	1.2	32	2.3	1 050	3 150	23	C6AE2356-MWA***
40	57.0	50.0	35.0	52.5	20.3	4	1.2	33	2.0	1 200	3 600	25	C6AE2406-MWA***

U _{rms} =300Vac, U _N =425Vac, U _{NDC} =560Vdc													
C _N (μF)	W ±1.0	H ±1.0	T ±1.0	P ±1.0	b ±0.5	Pins	d ±0.05	L _s (nH)	ESR @10kHz (mΩ)	İ (A)	I _s (A)	I _{max} @70°C, 10kHz (A)	Part number
1.0	32.0	20.0	11.0	27.5	----	2	1.0	16	15.9	100	300	4	C6AQ1105-BW0***
1.5	32.0	22.0	13.0	27.5	----	2	1.0	17	10.6	150	450	5	C6AQ1155-BW0***
2.0	32.0	24.5	15.0	27.5	----	2	1.0	18	8.9	200	600	6	C6AQ1205-BW0***
2.2	32.0	24.5	15.0	27.5	----	2	1.0	18	8.0	220	660	7	C6AQ1225-BW0***
2.5	32.0	28.0	14.0	27.5	----	2	1.0	19	7.2	250	750	8	C6AQ1255-BW0***
★ 3.0	32.0	33.0	18.0	27.5	----	2	1.2	21	6.4	300	900	9	C6AQ1305-BW0***
★ 3.3	32.0	33.0	18.0	27.5	----	2	1.2	20	5.3	330	990	10	C6AQ1335-BW0***
★ 3.5	32.0	33.0	18.0	27.5	----	2	1.2	21	4.8	350	1 050	10	C6AQ1355-BW0***
★ 4.0	32.0	33.0	18.0	27.5	----	2	1.2	21	4.6	400	1 200	11	C6AQ1405-BW0***
4.7	32.0	37.0	22.0	27.5	----	2	1.2	22	4.0	470	1 410	13	C6AQ1475-BW0***
5.0	32.0	37.0	22.0	27.5	----	2	1.2	22	3.4	500	1 500	13	C6AQ1505-BW0***
6.8	32.0	37.0	22.0	27.5	----	2	1.2	23	3.2	680	2 040	14	C6AQ1685-BW0***
★ 3.0	41.0	26.0	15.0	37.5	----	2	1.2	22	10.1	210	630	6	C6AQ1305-FW0***

- Note:
1. “-” =capacitance tolerance code, J=±5%,K=±10%
 2. “***” =lead dimensions and packing mode code (refer to table 1)
 3. “I_{max}” @10kHz, Θ_{amb}=70°C, ΔΘ_{case}=15°C.
 4. “U_{rms} = 300Vac”: As the power supply voltage fluctuation, the maximum ac voltage is 300Vac. And 300Vac is the maximum voltage when the power supply voltage (rated voltage is 240Vac) is in a fluctuation, instead of the guarantee of continuous voltage value.
 5. “★” =Arc-bottom of the outer case
 6. “ESR”、“L_s” are typical values.




■ Technical data (mm)

THB version

U _{rms} =300Vac, U _N =425Vac, U _{NDC} =560Vdc													
C _N (μF)	W ±1.0	H ±1.0	T ±1.0	P ±1.0	b ±0.5	Pins	d ±0.05	L _s (nH)	ESR @10kHz (mΩ)	Î (A)	Î _s (A)	I _{max} @70°C, 10kHz (A)	Part number
★ 3.3	41.0	26.0	15.0	37.5	----	2	1.2	22	9.2	231	693	7	C6AQ1335-FW0***
★ 3.5	42.0	28.0	14.0	37.5	----	2	1.2	23	8.6	245	735	7	C6AQ1355-FW0***
★ 4.0	41.0	32.0	17.0	37.5	----	2	1.2	24	7.6	280	840	8	C6AQ1405-FW0***
★ 4.5	41.0	32.0	17.0	37.5	----	2	1.2	24	6.7	315	945	9	C6AQ1455-FW0***
★	41.0	32.0	17.0	37.5	----	2	1.2	24	6.4	329	987	9	C6AQ1475-FW0***
5.0	41.0	33.5	18.5	37.5	----	2	1.2	24	6.0	350	1 050	10	C6AQ1505-FW0***
6.0	41.0	33.5	18.5	37.5	----	2	1.2	25	5.0	420	1 260	11	C6AQ1605-FW0***
6.8	41.0	37.0	22.0	37.5	----	2	1.2	25	4.4	476	1 428	12	C6AQ1685-FW0***
8.0	41.0	37.0	22.0	37.5	----	2	1.2	26	3.8	560	1 680	13	C6AQ1805-FW0***
10	41.0	41.0	26.0	37.5	----	2	1.2	28	3.0	700	2 100	14	C6AQ1106-FW0***
★ 12	41.0	43.0	28.0	37.5	----	2	1.2	29	2.5	840	2 520	14	C6AQ1126-FW0***
15	42.0	45.0	30.0	37.5	----	2	1.2	30	2.1	1 050	3 150	14	C6AQ1156-FW0***
18	57.0	43.5	29.5	52.5	20.3	4	1.2	29	3.8	720	2 160	17	C6AQ1186-MWA***
20	57.0	43.5	29.5	52.5	20.3	4	1.2	29	3.4	800	2 400	18	C6AQ1206-MWA***
★ 20	57.0	44.0	29.5	52.5	20.3	4	1.2	29	3.4	800	2 400	18	C6AQ1206-M7A***
22	57.0	43.5	29.5	52.5	20.3	4	1.2	30	3.1	880	2 640	20	C6AQ1226-MWA***
★ 25	57.0	50.0	35.0	52.5	20.3	4	1.2	31	2.7	1 000	3 000	21	C6AQ1256-MWA***
★ 28	57.0	50.0	35.0	52.5	20.3	4	1.2	32	2.4	1 120	3 360	23	C6AQ1286-MWA***

U _{rms} =350Vac, U _N =480Vac, U _{NDC} =600Vdc													
C _N (μF)	W ±1.0	H ±1.0	T ±1.0	P ±1.0	b ±0.5	Pins	d ±0.05	L _s (nH)	ESR @10kHz (mΩ)	Î (A)	Î _s (A)	I _{max} @70°C, 10kHz (A)	Part number
0.68	32.0	20.0	11.0	27.5	----	2	0.8	18	27.5	35	104	2.5	C6AR2684-BW0***
0.82	32.0	22.0	13.0	27.5	----	2	0.8	18	23.3	42	125	3.0	C6AR2824-BW0***
1.0	32.0	22.0	13.0	27.5	----	2	0.8	18	19.6	51	153	3.2	C6AR2105-BW0***
1.5	32.0	24.5	15.0	27.5	----	2	0.8	19	14.0	76	229	4.2	C6AR2155-BW0***
2.0	32.0	30.0	16.0	27.5	----	2	0.8	21	11.1	102	306	5.0	C6AR2205-BW0***
2.2	32.0	30.0	16.0	27.5	----	2	0.8	20	10.4	112	336	5.2	C6AR2225-BW0***
2.5	32.0	33.0	18.0	27.5	----	2	1.0	22	7.0	127	382	6.2	C6AR2255-BW0***
3.0	32.0	37.0	22.0	27.5	----	2	1.0	24	5.8	153	458	7.4	C6AR2305-BW0***
3.3	32.0	37.0	22.0	27.5	----	2	1.0	24	5.3	168	504	7.7	C6AR2335-BW0***

- Note:
1. “-” =capacitance tolerance code, J=±5%,K=±10%
 2. “***” =lead dimensions and packing mode code (refer to table 1)
 3. “I_{max}” @10kHz, Θ_{amb}=70°C, ΔΘ_{case}=15°C.
 4. “U_{rms} = 300Vac”: As the power supply voltage fluctuation, the maximum ac voltage is 300Vac. And 300Vac is the maximum voltage when the power supply voltage (rated voltage is 240Vac) is in a fluctuation, instead of the guarantee of continuous voltage value.
 5. “U_{rms} = 350Vac” used in 277Vac power supply voltage.
 6. “★” =Arc-bottom of the outer case.
 7. “ESR”、“L_s” are typical values.




■ Technical data (mm)

THB version

U _{rms} =350Vac, U _N =480Vac, U _{NDc} =600Vdc													
C _N (μF)	W ±1.0	H ±1.0	T ±1.0	P ±1.0	b ±0.5	Pins	d ±0.05	L _s (nH)	ESR @10kHz (mΩ)	İ (A)	İ _s (A)	I _{max} @70°C, 10kHz (A)	Part number
3.5	32.0	37.0	22.0	27.5	---	2	1.0	23	5.0	178	535	7.9	C6AR2355-BW0***
4.0	32.0	37.0	22.0	27.5	---	2	1.0	23	4.4	204	611	8.2	C6AR2405-BW0***
1.0	41.0	22.0	11.0	37.5	---	2	1.0	24	28.0	36	109	2.8	C6AR2105-FW0***
1.5	41.0	24.0	13.0	37.5	---	2	1.0	25	19.3	55	164	3.7	C6AR2155-FW0***
★2.0	41.0	26.0	15.0	37.5	---	2	1.0	26	14.9	73	219	4.6	C6AR2205-FW0***
★2.2	41.0	26.0	15.0	37.5	---	2	1.0	25	13.7	80	241	4.8	C6AR2225-FW0***
2.5	41.0	30.0	16.0	37.5	---	2	1.0	27	12.3	91	274	5.3	C6AR2255-FW0***
3.0	41.0	30.0	16.0	37.5	---	2	1.0	26	10.5	109	328	5.7	C6AR2305-FW0***
★3.3	41.0	32.0	17.0	37.5	---	2	1.0	29	9.7	120	361	6.2	C6AR2335-FW0***
★3.5	41.0	32.0	17.0	37.5	---	2	1.0	28	9.3	128	383	6.4	C6AR2355-FW0***
4.0	41.0	33.5	18.5	37.5	---	2	1.0	29	8.3	146	438	7.0	C6AR2405-FW0***
4.5	41.0	37.0	22.0	37.5	---	2	1.0	31	7.6	164	493	8.0	C6AR2455-FW0***
5.0	41.0	37.0	22.0	37.5	---	2	1.0	30	7.0	182	547	8.3	C6AR2505-FW0***
5.5	41.0	37.0	22.0	37.5	---	2	1.0	29	6.6	201	602	8.6	C6AR2555-FW0***
6.0	41.0	41.0	26.0	37.5	---	2	1.0	32	6.2	219	657	9.7	C6AR2605-FW0***
6.5	41.0	41.0	26.0	37.5	---	2	1.0	31	5.8	237	712	10.0	C6AR2655-FW0***
7.0	41.0	41.0	26.0	37.5	---	2	1.0	31	5.5	255	766	10.3	C6AR2705-FW0***
7.5	41.0	41.0	26.0	37.5	---	2	1.0	30	5.3	274	821	10.5	C6AR2755-FW0***
★7.5	41.0	43.0	22.0	37.5	---	2	1.0	30	5.3	274	821	10.5	C6AR2755-F10***
8.0	41.0	41.0	26.0	37.5	---	2	1.0	30	5.1	292	876	10.5	C6AR2805-FW0***
★8.5	41.0	43.0	28.0	37.5	---	2	1.0	32	4.9	310	930	10.5	C6AR2855-FW0***
★9.0	41.0	43.0	28.0	37.5	---	2	1.0	31	4.7	328	985	10.5	C6AR2905-FW0***
9.5	42.0	45.0	30.0	37.5	---	2	1.0	33	4.5	347	1 040	10.5	C6AR2955-FW0***
10.0	42.0	45.0	30.0	37.5	---	2	1.0	32	4.4	365	1 095	10.5	C6AR2106-FW0***
★10.0	42.0	45.0	30.0	37.5	20.3	4	1.0	32	4.4	365	1 095	10.5	C6AR2106-FWA***

- Note:
1. “-” =capacitance tolerance code, J=±5%,K=±10%
 2. “***” =lead dimensions and packing mode code (refer to table 1)
 3. “I_{max}” @10kHz, Θ_{amb}=70°C, ΔΘ_{case}=15°C.
 4. “U_{rms} = 350Vac” used in 277Vac power supply voltage.
 5. “★” =Arc-bottom of the outer case.
 6. “ESR”、“Ls” are typical values.



■ Technical data (mm)


THB version

U _{rms} =350Vac, U _N =480Vac, U _{NDC} =600Vdc													
C _N (μF)	W ±1.0	H ±1.0	T ±1.0	P ±1.0	b ±0.5	Pins	d ±0.05	L _s (nH)	ESR @10kHz (mΩ)	İ (A)	İ _s (A)	I _{max} @70°C, 10kHz (A)	Part number
10.0	57.0	45.0	25.0	52.5	---	2	1.2	34	5.7	260	781	11.6	C6AR2106-MW0***
11.0	57.0	45.0	25.0	52.5	---	2	1.2	33	5.3	286	859	11.9	C6AR2116-MW0***
12.0	57.0	43.5	29.5	52.5	20.3	4	1.2	29	4.4	312	937	14.1	C6AR2126-MWA***
15.0	57.0	45.0	35.0	52.5	20.3	4	1.2	31	3.7	391	1172	16.4	C6AR2156-MWA***
16.0	57.0	45.0	35.0	52.5	20.3	4	1.2	30	3.5	417	1250	16.8	C6AR2166-MWA***
18.0	57.0	50.0	35.0	52.5	20.3	4	1.2	33	3.2	469	1406	18.1	C6AR2186-MWA***
20.0	57.0	50.0	40.0	52.5	20.3	4	1.2	32	2.9	521	1562	19.8	C6AR2206-MWA***
21.0	57.0	50.0	40.0	52.5	20.3	4	1.2	32	2.8	547	1640	20.1	C6AR2216-MWA***
25.0	57.0	55.0	45.0	52.5	20.3	4	1.2	34	2.5	651	1953	22.8	C6AR2256-MWA***
27.0	57.0	55.0	45.0	52.5	20.3	4	1.2	33	2.4	703	2109	23.5	C6AR2276-MWA***

- Note:
1. “-” =capacitance tolerance code, J=±5%,K=±10%
 2. “***” =lead dimensions and packing mode code (refer to table 1)
 3. “I_{max}” @10kHz, Θ_{amb}=70°C, ΔΘ_{case}=15°C.
 4. “U_{rms} = 350Vac” used in 277Vac power supply voltage.
 5. “★” =Arc-bottom of the outer case.
 6. “ESR”、“L_s” are typical values.

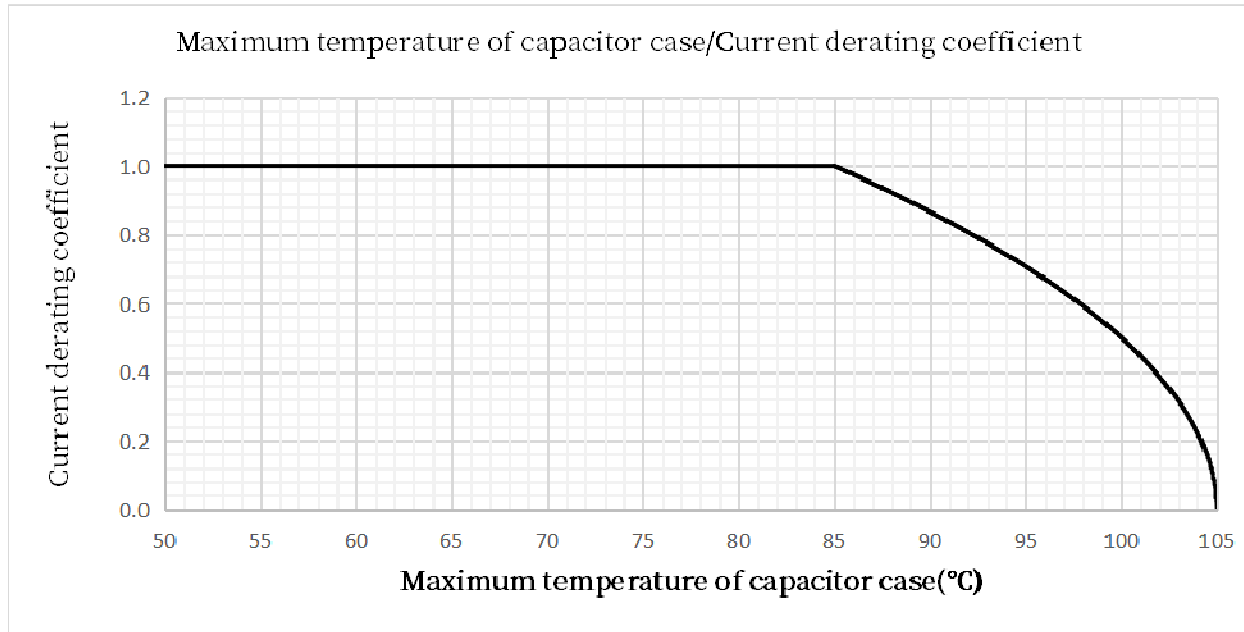
■ Caution and warnings

- When using the products shall not exceed the maximum allowed temperature
- Do not apply any mechanical stress to the capacitor terminals
- Do not exceed the specified time or temperature limits during soldering.




■ Current derating for film capacitors with altitude and temperature

- Altitude derating: When the altitude exceeds 4000m, the current derates by 3% for every 500m increase.
- Current derating curve with temperature:




Note:

- ▲ When the maximum temperature of capacitor case is lower than 85°C, the current coefficient is 1.
- ▲ When the temperature of the capacitor case rises, the derating shall be according to the above current derating coefficient.



■ Test method and performance


No	Items	Performance	Test method (IEC 61071)
1	External inspection	Legible marking and finished as specified	Visual
	Dimensions	Overall dimensions meet the requirement	Tested by Vernier caliper
	Voltage test between terminals	There shall be no permanent puncturing or flashover	$1.5U_{NAC}$, 60s
	Voltage test between terminals and case	There shall be no permanent puncturing or flashover	3KVAC(rms), 60s
	Capacitance(C_0)	Within the specification	Test frequency: 1KHz
	Dissipation factor($tg\delta_0$)	Within the specification	Test frequency: 1KHz
2	Vibration	There shall be no evidence damage	$f=10\text{ Hz} - 55\text{Hz}$ $a=\pm 0.35\text{mm}$ Test duration per axis=10 frequency cycles(3 axes offset from each other by 90°), 1 octave/min, the total times are 135 min for 3axes.
	Voltage test between terminals	There shall be no permanent puncturing or flashover	Voltage: $1.5U_{NAC}$ Duration: 60s
	Middle measurements	Capacitance change (relative to the initial value): $ \Delta C/C \leq 0.5\%$	Test frequency: 1KHz
	Damp heat, steady state	There shall be no evidence of deterioration	Temperature: $40^\circ\text{C} \pm 2^\circ\text{C}$ Humidity: $93 \pm 3\% \text{RH}$ Duration: 21days
	Change of temperature	There shall be no evidence of deterioration	$\theta_A = -40^\circ\text{C} \pm 3^\circ\text{C}$, $\theta_B = +85^\circ\text{C} \pm 2^\circ\text{C}$ 5 cycles Duration: 30min (each cycle)
	Voltage test between terminals	There shall be no permanent puncturing or flashover	Voltage: $1.5U_{NAC}$ Duration: 60s
	Final measurements	Capacitance change (relative to the initial value): $ \Delta C/C \leq 2.0\%$ Dissipation factor change (relative to the initial value): $ \Delta tg\delta / tg\delta \leq 20\%$	Frequency: 1KHz
3	Thermal stability test	Throughout the last 6hours,, the temperature of the case near of the top rise shall not increase by more than 1°C	Temperature: 60°C Test current: $1.1I_{max}$ Test frequency: 10KHz Duration: 48hours
	Final measurements	Capacitance change (relative to the initial value) : $ \Delta C/C \leq 0.5\%$ Dissipation factor change (relative to the initial value): $tg\delta \leq 0.0050$	Test frequency: 1KHz




C6A


No	Item	Performance	Test method (IEC 61071)
4	Initial measurements	Capacitance Dissipation factor	Test frequency: 1KHz
	Endurance		Measuring procedure (1) 1.25U _{NAC} , 85°C, 500hours (2) Charging and discharging Times: 1000 Voltage: U _{NDC} Test current I _{test} : 1.4 Î (3) 1.25U _{NAC} , 85°C, 500hours
	Final measurements	Capacitance change (relative to the initial value): $ \Delta C/C \leq 3.0\%$	Test frequency: 1KHz

■ Marking (For example)

 C6A
 300VAC 2.0µF±5%
 40/85/56 P30001

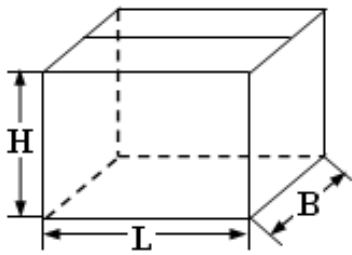
Marking Introduction:

	Brand	C6A	Type
300VAC	Rated voltage	2.0µF±5%	Rated capacitance and Tolerance
40/85/56	Climatic Category	P30001	Lot No.



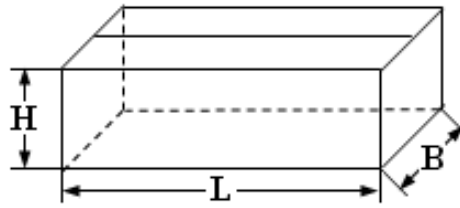
■ Packing box sizes(mm)(example)

1. Out packing box for bulk



L:375±5
B:375±5
H:265±5

2. Inner packing box for bulk



L:355±3
B:175±3
H:118±3

■ Storage conditions

▲ It must be noted that the solderability of the terminals may be deteriorated when stored in an atmosphere filled with moisture, dust, or a reactive oxidizing gas.(hydrogen chloride, hydrogen sulfide, sulfuric acid,etc.)

▲ It shouldn't be located in particularly high temperature and high humidity, it must submit to the following conditions(unchanging primal package):

Temperature: -40°C to 35°C

Humidity: Average per year ≤70%RH;

For 30 full days randomly distributed throughout the year ≤80%RH

Storage time for tinned lead wire: (from the date marked on the capacitor's body or the label glued to the package) :

Bulk(packed with plastic bag): ≤24 months ;

Taping and line up: ≤12 months

X-ON Electronics

Largest Supplier of Electrical and Electronic Components

Click to view similar products for [Film Capacitors](#) category:

Click to view products by [FARATRONIC](#) manufacturer:

Other Similar products are found below :

[703-6G](#) [82DC4100CK60J](#) [82EC1100DQ50K](#) [MMWAF150KME](#) [PCY2130F30153](#) [QXJ2E474KTPT](#) [QXL2B333KTPT](#) [QXM2G104K](#)
[DPM16S56K-1F](#) [EEC2G505HQA406](#) [B32234-.033@250V-K](#) [B81133-C1104-M3](#) [MTC355L1](#) [217-0716-001](#) [PA225L30](#) [CB182K0184J--](#)
[KP1830-247/061-G](#) [274ACF4400WA0J](#) [274ACF5150WA0J](#) [SCD105K122A3-22](#) [SCD205K122A3-24](#) [PCX2339F65224](#) [PCX2339F65334](#)
[2222 368 55105](#) [2222 370 21683](#) [QXL2E473KTPT](#) [445450-1](#) [MKT182022263473](#) [WMC08P22](#) [46KN410000N1K](#) [46KR368050M1M](#) [ECQ-](#)
[W4223KZ](#) [EEC2G805HQA415](#) [PA103L30](#) [82DC4100AA60K](#) [82EC2150DQ50K](#) [VEA105K50](#) [82IC2150DQ50J](#) [82EC2220DQ50J](#)
[MTC55L4](#) [MTC56L4](#) [PA104L30](#) [PA224L30](#) [82DC3220AA60J](#) [82EC4100DQ70J](#) [WYP-104M](#) [82CC4220AA70J](#) [82EC3100Z370J](#)
[B32656S8105K566](#) [EEC2G105HQA401](#)