



# SPECIFICATION FOR APPROVAL

File No.: Q/FRK 0.GS.E.C82-C13

Product Name	Double sided metallized polypropylene film capacitor(Box-type)
Product Type	MMKP82
Product Code	C82
Customer	
Customer Code	
Issue Date	2023-05

<b>Xiamen Faratronic Co. Ltd.</b>			Approved by Customer
Drafted	Checked	Approved	



## Xiamen Faratronic Co. Ltd.

Add: 99 Xinyuan Road, Haicang District, Xiamen, China

Marketing/Sales center

TEL: 0086-592-6208620/6208618/6208589/6208505

FAX: 0086-592-6208777

Mail: Vitawang@faratronic.com.cn


michael\_lai@faratronic.com.cn

chris@faratronic.com.cn

donny@faratronic.com.cn

Http: www.faratronic.com.cn

\*The specification are the property of Xiamen Faratronic Co,Ltd and shall not be copied or used as commercial purposes without permission.

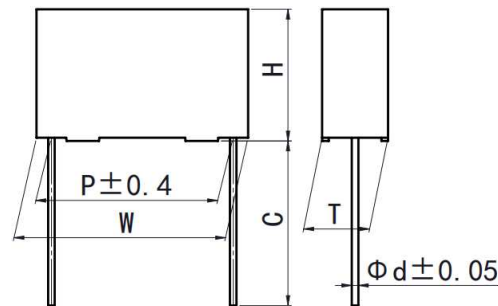


**Version history**

Current version	Date	Author	Change description

## Double sided metallized polypropylene film capacitor (Box-type)

### ■ Outline Drawing



$$W \pm 0.4, H \pm 0.4, T \pm 0.4$$

### ■ Features

- Double sided metallized polypropylene structure
- Low loss and small inherent temperature rise
- Negative temperature coefficient of capacitance
- Excellent active and passive flame resistant abilities

### ■ Typical Application

- Widely used in high voltage, high frequency and pulse circuit
- Electronic ballasts and compact lamps
- SNUBBER and SCR commutating circuits

### ■ Specifications

Reference Standard	GB/T 10190 (IEC 60384-16)					
Climatic Category	40/105/56					
Rated Temperature	85°C for $U_R$ (dc); 75°C for $U_R$ (ac)					
Operating Temperature Range	-40°C~105°C (+85°C to +105°C: decreasing factor 1.25% per °C for $U_R$ (dc)) (+75°C to +105°C: decreasing factor 1.35% per °C for $U_R$ (ac))					
Rated Voltage	250V, 400V, 630V, 1 000V, 1 600V, 2 000V					
Capacitance Range	0.00022μF~3.9μF					
Capacitance Tolerance	±2% (G), ±3% (H), ±5% (J), ±10% (K), ±20% (M)					
Voltage Proof	1.60 $U_R$ (5s)					
Dissipation Factor	$\leq 10 \times 10^{-4}$ (1kHz, 20°C)					
Insulation Resistance	$R \geq 100\,000\text{M}\Omega$ , $C_N \leq 0.33\mu\text{F}$ $RC_N \geq 30\,000\text{s}$ , $C_N > 0.33\mu\text{F}$ (20°C, 100V, 1min)					
Maximum Pulse Rise Time(dV/dt): If the working voltage(U) is lower than the rated voltage( $U_R$ ),the capacitor can be worked at a higher dV/dt. In this case, the maximum allowed dV/dt is obtain by multiplying the right value with $U_R/U$ .	$U_R$ (V)	dV/dt(V/us)				
		P=7.5	P=10.0	P=15.0	P=22.5	P=27.5
	250	1 200	1 000	550	250	200
	400	1 800	1 500	900	500	300
	630	3 200	3 200	2 500	1 500	900
	1 000	6 000	6 000	3 300	2 100	1 000
1 600	--	--	6 000	3 000	2 000	
2 000	--	--	10 000	5 000	2 200	



■ Part number system

The 15 digits part number is formed as follow:

1	2	3	4	5	6	7	8	9	10	11	12	13	14	15
C	8	2												

Digit 1 to 3 Series code

C82=MMKP82

Digit 4 to 5 D.C. rated voltage

2E=250V 2G=400V 2J=630V

3A=1000V 3C=1600V 3D=2000V

Digit 6 to 8 Rated capacitance value

For example : 103=10×10<sup>3</sup> pF= 0.01μF

Digit 9 Capacitance tolerance

G=±2%, H=±3%

J=±5%, K=±10%, M=±20%

Digit 10 Pitch

3=7.5mm 4=10mm 6=15mm

9=22.5mm B=27.5mm

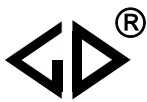
Digit 11 Internal use

Digit 12 to 15 Lead form and packaging code

Table1 Lead form and packaging code

Digit 12		Digit 13		Digit 14		Digit 15	
code	explanation	code	explanation	code	explanation	code	explanation
A	ammo-pack	3	F=7.5mm	0	straight	1	Each cap. among two consecutive holes P3=12.7mm,H=18.5mm (For pitch=7.5mm)
		4	F=10.0mm				
		6	F=15.0mm				
C	straight lead "C" in the figure above	code	explanation	0		0	Length tolerance ±0.5mm Or standard length
		00	standard lead length (18mm~26mm)				
		45	lead length 4.5mm				

Note: Recommend short lead due to long lead could deform easily.



■ Dimensions(mm)

250Vdc (180Vac)						
C <sub>N</sub> (μF)	W	H	T	P	d	Part number
0.0068	10.5	9.0	4.0	7.5	0.6	C822E682-30****
0.0082	10.5	9.0	4.0	7.5	0.6	C822E822-30****
0.010	10.5	9.0	4.0	7.5	0.6	C822E103-30****
0.012	10.5	9.0	4.0	7.5	0.6	C822E123-30****
0.015	10.5	9.0	4.0	7.5	0.6	C822E153-30****
0.018	10.5	9.0	4.0	7.5	0.6	C822E183-30****
0.022	10.5	9.0	4.0	7.5	0.6	C822E223-30****
0.027	10.5	11.0	5.0	7.5	0.6	C822E273-30****
0.033	10.5	11.0	5.0	7.5	0.6	C822E333-30****
0.039	10.5	12.0	6.0	7.5	0.6	C822E393-30****
0.047	10.5	12.0	6.0	7.5	0.6	C822E473-30****
0.027	13.0	9.0	4.0	10.0	0.6	C822E273-40****
0.033	13.0	9.0	4.0	10.0	0.6	C822E333-40****
0.039	13.0	9.0	4.0	10.0	0.6	C822E393-40****
0.047	13.0	11.0	5.0	10.0	0.6	C822E473-40****
0.056	13.0	11.0	5.0	10.0	0.6	C822E563-40****
0.068	13.0	12.0	6.0	10.0	0.6	C822E683-40****
0.082	13.0	12.0	6.0	10.0	0.6	C822E823-40****
0.068	17.5	11.0	5.0	15.0	0.8	C822E683-60****
0.082	17.5	11.0	5.0	15.0	0.8	C822E823-60****
0.10	17.5	11.0	5.0	15.0	0.8	C822E104-60****
0.12	17.5	12.0	6.0	15.0	0.8	C822E124-60****
0.15	17.5	12.0	6.0	15.0	0.8	C822E154-60****
0.18	17.5	13.5	7.5	15.0	0.8	C822E184-60****
0.22	17.5	13.5	7.5	15.0	0.8	C822E224-60****
0.27	17.5	14.5	8.5	15.0	0.8	C822E274-60****
0.33	17.5	16.0	10.0	15.0	0.8	C822E334-60****
0.39	17.5	16.0	10.0	15.0	0.8	C822E394-60****
0.22	26.5	15.0	6.0	22.5	0.8	C822E224-90****
0.27	26.5	15.0	6.0	22.5	0.8	C822E274-90****
0.33	26.5	15.0	6.0	22.5	0.8	C822E334-90****
0.39	26.5	16.0	7.0	22.5	0.8	C822E394-90****
0.47	26.5	16.0	7.0	22.5	0.8	C822E474-90****
0.56	26.5	17.0	8.5	22.5	0.8	C822E564-90****
0.68	26.5	18.5	10.0	22.5	0.8	C822E684-90****
0.82	26.5	18.5	10.0	22.5	0.8	C822E824-90****
1.0	26.5	22.0	12.0	22.5	0.8	C822E105-90****
0.82	32.0	18.0	9.0	27.5	0.8	C822E824-B0****
1.0	32.0	20.0	11.0	27.5	0.8	C822E105-B0****
1.2	32.0	20.0	11.0	27.5	0.8	C822E125-B0****
1.5	32.0	22.0	13.0	27.5	0.8	C822E155-B0****
1.8	32.0	24.5	15.0	27.5	0.8	C822E185-B0****
2.2	32.0	24.5	15.0	27.5	0.8	C822E225-B0****
2.7	32.0	33.0	18.0	27.5	0.8	C822E275-B0****
3.3	32.0	33.0	18.0	27.5	0.8	C822E335-B0****
3.9	32.0	33.0	18.0	27.5	0.8	C822E395-B0****

400Vdc (250Vac) <sup>®</sup>						
C <sub>N</sub> (μF)	W	H	T	P	d	Part number
0.0027	10.5	9.0	4.0	7.5	0.6	C822G272-30****
0.0033	10.5	9.0	4.0	7.5	0.6	C822G332-30****
0.0039	10.5	9.0	4.0	7.5	0.6	C822G392-30****
0.0047	10.5	9.0	4.0	7.5	0.6	C822G472-30****
0.0056	10.5	9.0	4.0	7.5	0.6	C822G562-30****
0.0068	10.5	9.0	4.0	7.5	0.6	C822G682-30****
0.0082	10.5	9.0	4.0	7.5	0.6	C822G822-30****
0.010	10.5	9.0	4.0	7.5	0.6	C822G103-30****
0.012	10.5	9.0	4.0	7.5	0.6	C822G123-30****
0.015	10.5	11.0	5.0	7.5	0.6	C822G153-30****
0.018	10.5	11.0	5.0	7.5	0.6	C822G183-30****
0.022	10.5	12.0	6.0	7.5	0.6	C822G223-30****
0.027	10.5	12.0	6.0	7.5	0.6	C822G273-30****
0.010	13.0	9.0	4.0	10.0	0.6	C822G103-40****
0.012	13.0	9.0	4.0	10.0	0.6	C822G123-40****
0.015	13.0	9.0	4.0	10.0	0.6	C822G153-40****
0.018	13.0	9.0	4.0	10.0	0.6	C822G183-40****
0.022	13.0	9.0	4.0	10.0	0.6	C822G223-40****
0.027	13.0	11.0	5.0	10.0	0.6	C822G273-40****
0.033	13.0	11.0	5.0	10.0	0.6	C822G333-40****
0.039	13.0	12.0	6.0	10.0	0.6	C822G393-40****
0.047	13.0	12.0	6.0	10.0	0.6	C822G473-40****
0.033	17.5	11.0	5.0	15.0	0.8	C822G333-60****
0.039	17.5	11.0	5.0	15.0	0.8	C822G393-60****
0.047	17.5	11.0	5.0	15.0	0.8	C822G473-60****
0.056	17.5	11.0	5.0	15.0	0.8	C822G563-60****
0.068	17.5	12.0	6.0	15.0	0.8	C822G683-60****
0.082	17.5	12.0	6.0	15.0	0.8	C822G823-60****
0.10	17.5	13.5	7.5	15.0	0.8	C822G104-60****
0.12	17.5	13.5	7.5	15.0	0.8	C822G124-60****
0.15	17.5	14.5	8.5	15.0	0.8	C822G154-60****
0.18	17.5	16.0	10.0	15.0	0.8	C822G184-60****
0.22	17.5	16.0	10.0	15.0	0.8	C822G224-60****
0.27	17.5	19.0	11.0	15.0	0.8	C822G274-60****
0.12	26.5	15.0	6.0	22.5	0.8	C822G124-90****
0.15	26.5	15.0	6.0	22.5	0.8	C822G154-90****
0.18	26.5	15.0	6.0	22.5	0.8	C822G184-90****
0.22	26.5	16.0	7.0	22.5	0.8	C822G224-90****
0.27	26.5	17.0	8.5	22.5	0.8	C822G274-90****
0.33	26.5	17.0	8.5	22.50	0.8	C822G334-90****
0.39	26.5	18.5	10.0	22.5	0.8	C822G394-90****
0.47	26.5	18.5	10.0	22.5	0.8	C822G474-90****
0.56	26.5	22.0	12.0	22.5	0.8	C822G564-90****
0.68	26.5	22.0	12.0	22.5	0.8	C822G684-90****
0.39	32.0	18.0	9.0	27.5	0.8	C822G394-B0****
0.47	32.0	18.0	9.0	27.5	0.8	C822G474-B0****
0.56	32.0	20.0	11.0	27.5	0.8	C822G564-B0****
0.68	32.0	20.0	11.0	27.5	0.8	C822G684-B0****
0.82	32.0	22.0	13.0	27.5	0.8	C822G824-B0****
1.0	32.0	24.5	15.0	27.5	0.8	C822G105-B0****
1.2	32.0	24.5	15.0	27.5	0.8	C822G125-B0****
1.5	32.0	33.0	18.0	27.5	0.8	C822G155-B0****
1.8	32.0	33.0	18.0	27.5	0.8	C822G185-B0****

- Note: 1. “-” =capacitance tolerance code, M=±20%,K=±10%,J=±5%, H=±3%, G=±2%  
 2. “\*\*\*\*” =lead form and packaging code (refer to table 1)  
 3. “@” Not suitable for across-the-line application. Pls refer to Interference Suppression Capacitors.



■ Dimensions(mm)

630Vdc (400Vac)						
CN (μF)	W	H	T	P	d	Part number
0.00068	10.5	9.0	4.0	7.5	0.6	C822J681-30****
0.00082	10.5	9.0	4.0	7.5	0.6	C822J821-30****
0.0010	10.5	9.0	4.0	7.5	0.6	C822J102-30****
0.0012	10.5	9.0	4.0	7.5	0.6	C822J122-30****
0.0015	10.5	9.0	4.0	7.5	0.6	C822J152-30****
0.0018	10.5	9.0	4.0	7.5	0.6	C822J182-30****
0.0022	10.5	9.0	4.0	7.5	0.6	C822J222-30****
0.0027	10.5	9.0	4.0	7.5	0.6	C822J272-30****
0.0033	10.5	9.0	4.0	7.5	0.6	C822J332-30****
0.0039	10.5	9.0	4.0	7.5	0.6	C822J392-30****
0.0047	10.5	9.0	4.0	7.5	0.6	C822J472-30****
0.0056	10.5	9.0	4.0	7.5	0.6	C822J562-30****
0.0068	10.5	11.0	5.0	7.5	0.6	C822J682-30****
0.0082	10.5	11.0	5.0	7.5	0.6	C822J822-30****
0.010	10.5	12.0	6.0	7.5	0.6	C822J103-30****
0.012	10.5	12.0	6.0	7.5	0.6	C822J123-30****
0.0039	13.0	9.0	4.0	10.0	0.6	C822J392-40****
0.0047	13.0	9.0	4.0	10.0	0.6	C822J472-40****
0.0056	13.0	9.0	4.0	10.0	0.6	C822J562-40****
0.0068	13.0	9.0	4.0	10.0	0.6	C822J682-40****
0.0082	13.0	9.0	4.0	10.0	0.6	C822J822-40****
0.010	13.0	11.0	5.0	10.0	0.6	C822J103-40****
0.012	13.0	11.0	5.0	10.0	0.6	C822J123-40****
0.015	13.0	12.0	6.0	10.0	0.6	C822J153-40****
0.018	13.0	12.0	6.0	10.0	0.6	C822J183-40****
0.010	17.5	11.0	5.0	15.0	0.8	C822J103-60****
0.012	17.5	11.0	5.0	15.0	0.8	C822J123-60****
0.015	17.5	11.0	5.0	15.0	0.8	C822J153-60****
0.018	17.5	11.0	5.0	15.0	0.8	C822J183-60****
0.022	17.5	11.0	5.0	15.0	0.8	C822J223-60****
0.027	17.5	11.0	5.0	15.0	0.8	C822J273-60****
0.033	17.5	12.0	6.0	15.0	0.8	C822J333-60****

630Vdc (400Vac)						
CN (μF)	W	H	T	P	d	Part number
0.039	17.5	12.0	6.0	15.0	0.8	C822J393-60****
0.047	17.5	12.0	6.0	15.0	0.8	C822J473-60****
0.056	17.5	13.5	7.5	15.0	0.8	C822J563-60****
0.068	17.5	14.5	8.5	15.0	0.8	C822J683-60****
0.082	17.5	14.5	8.5	15.0	0.8	C822J823-60****
0.10	17.5	16.0	10.0	15.0	0.8	C822J104-60****
0.12	17.5	19.0	11.0	15.0	0.8	C822J124-60****
0.047	26.5	15.0	6.0	22.5	0.8	C822J473-90****
0.056	26.5	15.0	6.0	22.5	0.8	C822J563-90****
0.068	26.5	15.0	6.0	22.5	0.8	C822J683-90****
0.082	26.5	15.0	6.0	22.5	0.8	C822J823-90****
0.10	26.5	15.0	6.0	22.5	0.8	C822J104-90****
0.12	26.5	16.0	7.0	22.5	0.8	C822J124-90****
0.15	26.5	17.0	8.5	22.5	0.8	C822J154-90****
0.18	26.5	17.0	8.5	22.5	0.8	C822J184-90****
0.22	26.5	18.5	10.0	22.5	0.8	C822J224-90****
0.27	26.5	22.0	12.0	22.5	0.8	C822J274-90****
0.33	26.5	22.0	12.0	22.5	0.8	C822J334-90****
0.39	26.5	22.0	12.0	22.5	0.8	C822J394-90****
0.15	32.0	18.0	9.0	27.5	0.8	C822J154-B0****
0.18	32.0	18.0	9.0	27.5	0.8	C822J184-B0****
0.22	32.0	18.0	9.0	27.5	0.8	C822J224-B0****
0.27	32.0	18.0	9.0	27.5	0.8	C822J274-B0****
0.33	32.0	20.0	11.0	27.5	0.8	C822J334-B0****
0.39	32.0	20.0	11.0	27.5	0.8	C822J394-B0****
0.47	32.0	22.0	13.0	27.5	0.8	C822J474-B0****
0.56	32.0	22.0	13.0	27.5	0.8	C822J564-B0****
0.68	32.0	24.5	15.0	27.5	0.8	C822J684-B0****
0.82	32.0	28.0	14.0	27.5	0.8	C822J824-B0****
1.0	32.0	33.0	18.0	27.5	0.8	C822J105-B0****
1.2	32.0	33.0	18.0	27.5	0.8	C822J125-B0****

- Note: 1. “-” =capacitance tolerance code, M=±20%,K=±10%,J=±5%, H=±3%, G=±2%  
 2. “\*\*\*\*” =lead form and packaging code (refer to table 1)  
 3. “@” Not suitable for across-the-line applications. Pls refer to the Interference Suppression Capacitor.

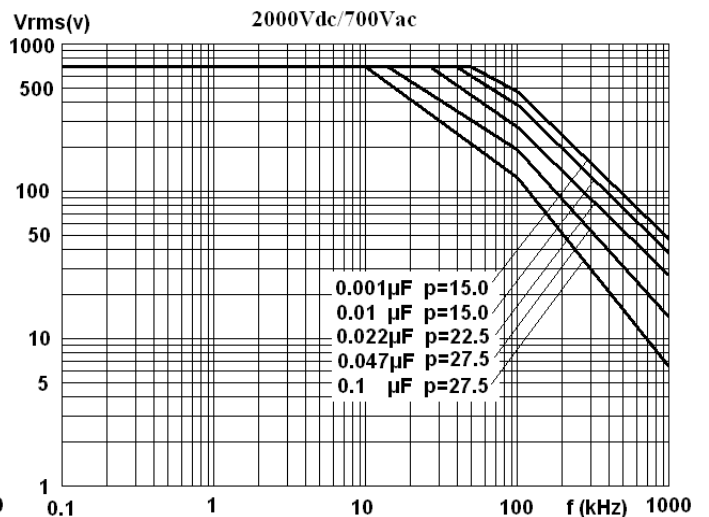
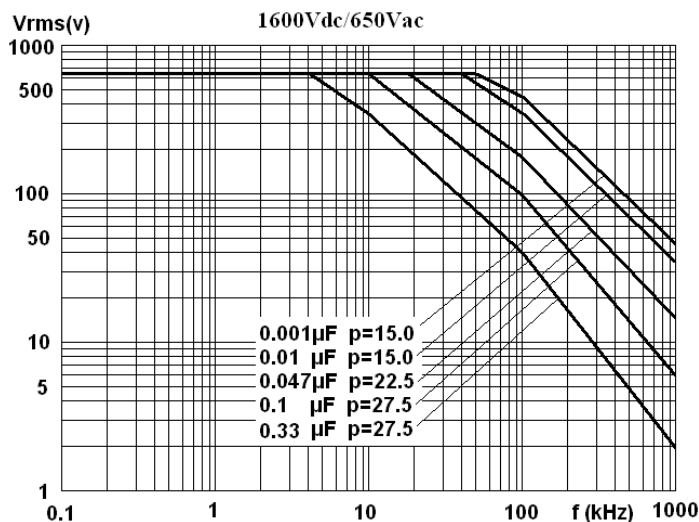
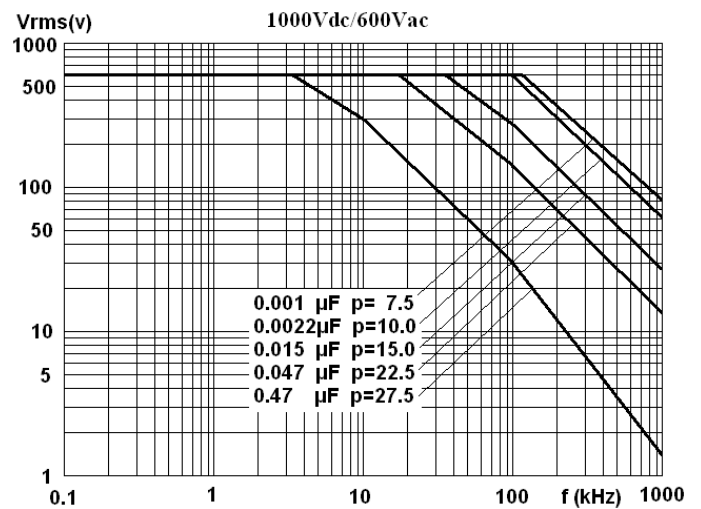
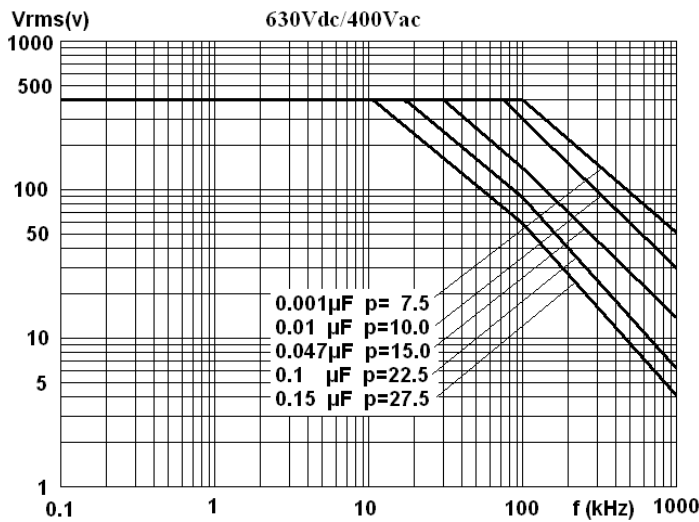
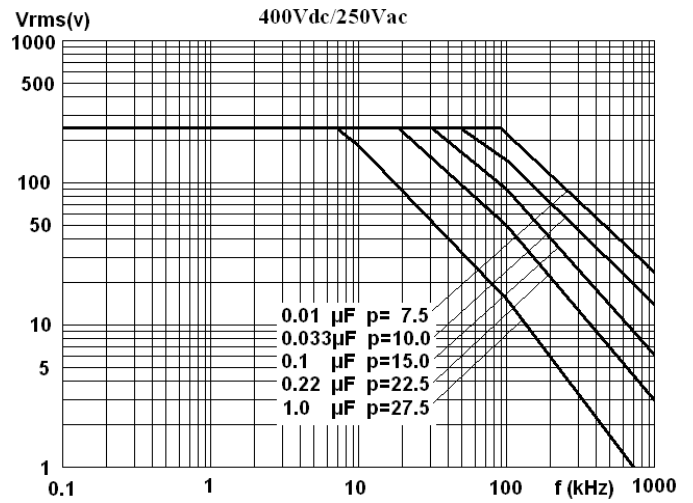
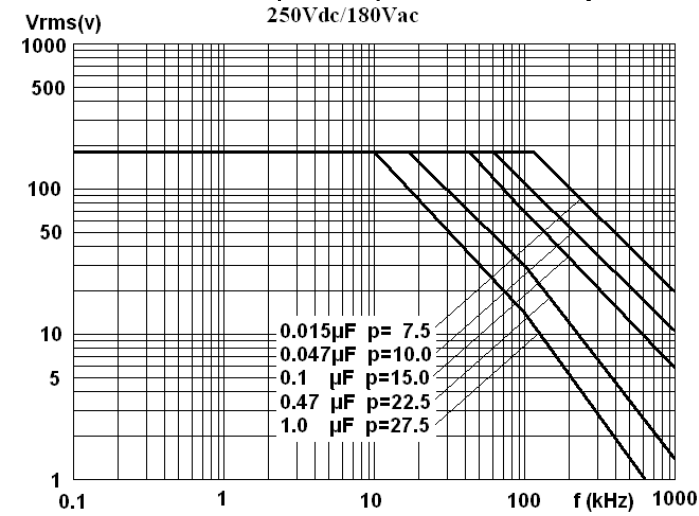


■ Dimensions(mm)

1 000Vdc(600Vac)							1 600Vdc(650Vac)							2 000Vdc(700Vac)						
CN ( $\mu$ F)	W	H	T	P	d	Part number	CN ( $\mu$ F)	W	H	T	P	d	Part number	CN ( $\mu$ F)	W	H	T	P	d	Part number
0.00047K	10.5	9.0	4.0	7.5	0.6	C823A471K30****	0.00068	17.5	11.0	5.0	15.0	0.8	C823C681-60****	0.00022	17.5	11.0	5.0	15.0	0.8	C823D221-60****
0.00056	10.5	9.0	4.0	7.5	0.6	C823A561-30****	0.00082	17.5	11.0	5.0	15.0	0.8	C823C821-60****	0.00027	17.5	11.0	5.0	15.0	0.8	C823D271-60****
0.00068	10.5	9.0	4.0	7.5	0.6	C823A681-30****	0.0010	17.5	11.0	5.0	15.0	0.8	C823C102-60****	0.00033	17.5	11.0	5.0	15.0	0.8	C823D331-60****
0.00082	10.5	9.0	4.0	7.5	0.6	C823A821-30****	0.0012	17.5	11.0	5.0	15.0	0.8	C823C122-60****	0.00039	17.5	11.0	5.0	15.0	0.8	C823D391-60****
0.0010	10.5	9.0	4.0	7.5	0.6	C823A102-30****	0.0015	17.5	11.0	5.0	15.0	0.8	C823C152-60****	0.00047	17.5	11.0	5.0	15.0	0.8	C823D471-60****
0.0012	10.5	11.0	5.0	7.5	0.6	C823A122-30****	0.0018	17.5	11.0	5.0	15.0	0.8	C823C182-60****	0.00056	17.5	11.0	5.0	15.0	0.8	C823D561-60****
0.0015	10.5	11.0	5.0	7.5	0.6	C823A152-30****	0.0022	17.5	11.0	5.0	15.0	0.8	C823C222-60****	0.00068	17.5	11.0	5.0	15.0	0.8	C823D681-60****
0.0018	10.5	11.0	5.0	7.5	0.6	C823A182-30****	0.0027	17.5	11.0	5.0	15.0	0.8	C823C272-60****	0.00082	17.5	11.0	5.0	15.0	0.8	C823D821-60****
0.0022	10.5	11.0	5.0	7.5	0.6	C823A222-30****	0.0033	17.5	11.0	5.0	15.0	0.8	C823C332-60****	0.0010	17.5	11.0	5.0	15.0	0.8	C823D102-60****
0.0027	10.5	12.0	6.0	7.5	0.6	C823A272-30****	0.0039	17.5	11.0	5.0	15.0	0.8	C823C392-60****	0.0012	17.5	11.0	5.0	15.0	0.8	C823D122-60****
0.0033	10.5	12.0	6.0	7.5	0.6	C823A332-30****	0.0047	17.5	11.0	5.0	15.0	0.8	C823C472-60****	0.0015	17.5	11.0	5.0	15.0	0.8	C823D152-60****
0.0010	13.0	9.0	4.0	10.0	0.6	C823A102-40****	0.0056	17.5	11.0	5.0	15.0	0.8	C823C562-60****	0.0018	17.5	11.0	5.0	15.0	0.8	C823D182-60****
0.0012	13.0	9.0	4.0	10.0	0.6	C823A122-40****	0.0068	17.5	11.0	5.0	15.0	0.8	C823C682-60****	0.0022	17.5	11.0	5.0	15.0	0.8	C823D222-60****
0.0015	13.0	9.0	4.0	10.0	0.6	C823A152-40****	0.0082	17.5	12.0	6.0	15.0	0.8	C823C822-60****	0.0027	17.5	11.0	5.0	15.0	0.8	C823D272-60****
0.0018	13.0	9.0	4.0	10.0	0.6	C823A182-40****	0.010	17.5	12.0	6.0	15.0	0.8	C823C103-60****	0.0033	17.5	12.0	6.0	15.0	0.8	C823D332-60****
0.0022	13.0	9.0	4.0	10.0	0.6	C823A222-40****	0.012	17.5	13.5	7.5	15.0	0.8	C823C123-60****	0.0039	17.5	12.0	6.0	15.0	0.8	C823D392-60****
0.0027	13.0	9.0	4.0	10.0	0.6	C823A272-40****	0.015	17.5	13.5	7.5	15.0	0.8	C823C153-60****	0.0047	17.5	12.0	6.0	15.0	0.8	C823D472-60****
0.0033	13.0	9.0	4.0	10.0	0.6	C823A332-40****	0.018	17.5	14.5	8.5	15.0	0.8	C823C183-60****	0.0056	17.5	13.5	7.5	15.0	0.8	C823D562-60****
0.0039	13.0	11.0	5.0	10.0	0.6	C823A392-40****	0.022	17.5	14.5	8.5	15.0	0.8	C823C223-60****	0.0068	17.5	13.5	7.5	15.0	0.8	C823D682-60****
0.0047	13.0	11.0	5.0	10.0	0.6	C823A472-40****	0.027	17.5	16.0	10.0	15.0	0.8	C823C273-60****	0.0082	17.5	14.5	8.5	15.0	0.8	C823D822-60****
0.0056	13.0	12.0	6.0	10.0	0.6	C823A562-40****	0.033	17.5	19.0	11.0	15.0	0.8	C823C333-60****	0.010	17.5	16.0	10.0	15.0	0.8	C823D103-60****
0.0068	13.0	12.0	6.0	10.0	0.6	C823A682-40****	0.015	26.5	15.0	6.0	22.5	0.8	C823C153-90****	0.012	17.5	16.0	10.0	15.0	0.8	C823D123-60****
0.0082	17.5	11.0	5.0	15.0	0.8	C823A822-60****	0.018	26.5	15.0	6.0	22.5	0.8	C823C183-90****	0.015	17.5	19.0	11.0	15.0	0.8	C823D153-60****
0.010	17.5	11.0	5.0	15.0	0.8	C823A103-60****	0.022	26.5	15.0	6.0	22.5	0.8	C823C223-90****	0.010	26.5	15.0	6.0	22.5	0.8	C823D102-90****
0.012	17.5	11.0	5.0	15.0	0.8	C823A123-60****	0.027	26.5	15.0	6.0	22.5	0.8	C823C273-90****	0.0012	26.5	15.0	6.0	22.5	0.8	C823D122-90****
0.015	17.5	11.0	5.0	15.0	0.8	C823A153-60****	0.033	26.5	16.0	7.0	22.5	0.8	C823C333-90****	0.0015	26.5	15.0	6.0	22.5	0.8	C823D152-90****
0.018	17.5	13.5	7.5	15.0	0.8	C823A183-60****	0.039	26.5	17.0	8.5	22.5	0.8	C823C393-90****	0.0018	26.5	15.0	6.0	22.5	0.8	C823D182-90****
0.022	17.5	13.5	7.5	15.0	0.8	C823A223-60****	0.047	26.5	18.5	10.0	22.5	0.8	C823C473-90****	0.0022	26.5	15.0	6.0	22.5	0.8	C823D222-90****
0.027	17.5	14.5	8.5	15.0	0.8	C823A273-60****	0.056	26.5	18.5	10.0	22.5	0.8	C823C563-90****	0.0027	26.5	15.0	6.0	22.5	0.8	C823D272-90****
0.033	17.5	14.5	8.5	15.0	0.8	C823A333-60****	0.068	26.5	22.0	12.0	22.5	0.8	C823C683-90****	0.0033	26.5	15.0	6.0	22.5	0.8	C823D332-90****
0.039	17.5	16.0	10.0	15.0	0.8	C823A393-60****	0.082	26.5	22.0	12.0	22.5	0.8	C823C823-90****	0.0039	26.5	15.0	6.0	22.5	0.8	C823D392-90****
0.047	17.5	19.0	11.0	15.0	0.8	C823A473-60****	0.039	32.0	18.0	9.0	27.5	0.8	C823C393-B0****	0.0047	26.5	15.0	6.0	22.5	0.8	C823D472-90****
0.027	26.5	15.0	6.0	22.5	0.8	C823A273-90****	0.047	32.0	18.0	9.0	27.5	0.8	C823C473-B0****	0.0056	26.5	15.0	6.0	22.5	0.8	C823D562-90****
0.033	26.5	15.0	6.0	22.5	0.8	C823A333-90****	0.056	32.0	18.0	9.0	27.5	0.8	C823C563-B0****	0.0068	26.5	15.0	6.0	22.5	0.8	C823D682-90****
0.039	26.5	15.0	6.0	22.5	0.8	C823A393-90****	0.068	32.0	18.0	9.0	27.5	0.8	C823C683-B0****	0.0082	26.5	15.0	6.0	22.5	0.8	C823D822-90****
0.047	26.5	16.0	7.0	22.5	0.8	C823A473-90****	0.082	32.0	20.0	11.0	27.5	0.8	C823C823-B0****	0.010	26.5	15.0	6.0	22.5	0.8	C823D103-90****
0.056	26.5	16.0	7.0	22.5	0.8	C823A563-90****	0.10	32.0	20.0	11.0	27.5	0.8	C823C104-B0****	0.012	26.5	15.0	6.0	22.5	0.8	C823D123-90****
0.068	26.5	17.0	8.5	22.5	0.8	C823A683-90****	0.12	32.0	22.0	13.0	27.5	0.8	C823C124-B0****	0.015	26.5	16.0	7.0	22.5	0.8	C823D153-90****
0.082	26.5	18.5	10.0	22.5	0.8	C823A823-90****	0.15	32.0	24.5	15.0	27.5	0.8	C823C154-B0****	0.018	26.5	16.0	7.0	22.5	0.8	C823D183-90****
0.10	26.5	18.5	10.0	22.5	0.8	C823A104-90****	0.18	32.0	24.5	15.0	27.5	0.8	C823C184-B0****	0.022	26.5	17.0	8.5	22.5	0.8	C823D223-90****
0.12	26.5	22.0	12.0	22.5	0.8	C823A124-90****	0.22	32.0	33.0	18.0	27.5	0.8	C823C224-B0****	0.027	26.5	18.5	10.0	22.5	0.8	C823D273-90****
0.15	26.5	22.0	12.0	22.5	0.8	C823A154-90****	0.27	32.0	33.0	18.0	27.5	0.8	C823C274-B0****	0.033	26.5	18.5	10.0	22.5	0.8	C823D333-90****
0.10	32.0	18.0	9.0	27.5	0.8	C823A104-B0****	0.33	32.0	33.0	18.0	27.5	0.8	C823C334-B0****	0.039	26.5	22.0	12.0	22.5	0.8	C823D393-90****
0.12	32.0	20.0	11.0	27.5	0.8	C823A124-B0****								0.047	26.5	22.0	12.0	22.5	0.8	C823D473-90****
0.15	32.0	20.0	11.0	27.5	0.8	C823A154-B0****								0.022	32.0	18.0	9.0	27.5	0.8	C823D223-B0****
0.18	32.0	22.0	13.0	27.5	0.8	C823A184-B0****								0.027	32.0	18.0	9.0	27.5	0.8	C823D273-B0****
0.22	32.0	22.0	13.0	27.5	0.8	C823A224-B0****								0.033	32.0	18.0	9.0	27.5	0.8	C823D333-B0****
0.27	32.0	24.5	15.0	27.5	0.8	C823A274-B0****								0.039	32.0	20.0	11.0	27.5	0.8	C823D393-B0****
0.33	32.0	28.0	14.0	27.5	0.8	C823A334-B0****								0.047	32.0	20.0	11.0	27.5	0.8	C823D473-B0****
0.39	32.0	33.0	18.0	27.5	0.8	C823A394-B0****								0.056	32.0	22.0	13.0	27.5	0.8	C823D563-B0****
0.47	32.0	33.0	18.0	27.5	0.8	C823A474-B0****								0.068	32.0	22.0	13.0	27.5	0.8	C823D683-B0****
														0.082	32.0	24.5	15.0	27.5	0.8	C823D823-B0****
														0.10	32.0	28.0	14.0	27.5	0.8	C823D104-B0****
														0.12	32.0	33.0	18.0	27.5	0.8	C823D124-B0****
														0.15	32.0	33.0	18.0	27.5	0.8	C823D154-B0****

Note: 1. “-” =capacitance tolerance code, M=±20%,K=±10%,J=±5%, H=±3%, G=±2%  
 2. “\*\*\*\*” =lead form and packaging code (refer to table 1)

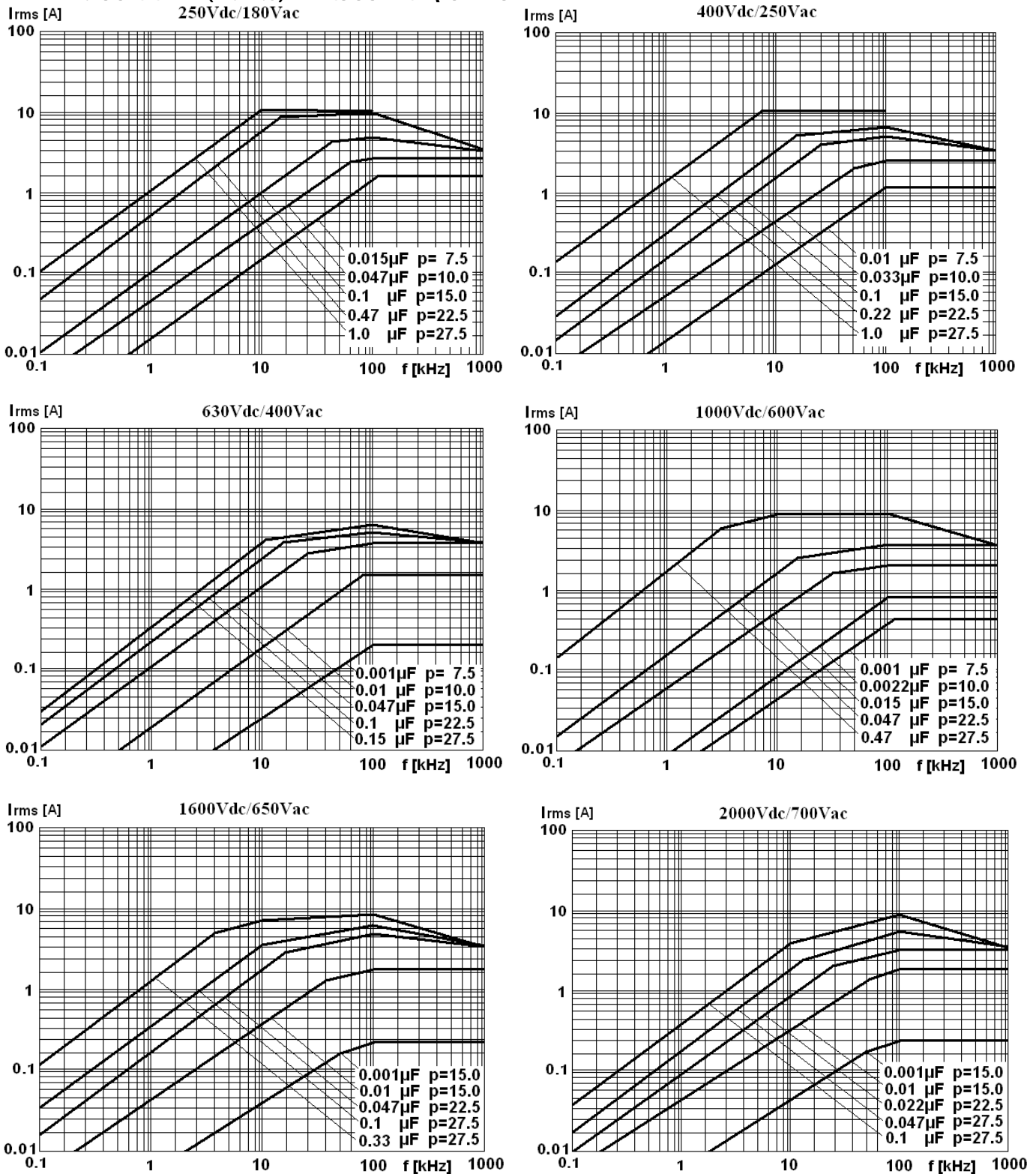
## ■ MAX. VOLTAGE( $V_{r.m.s}$ ) VERSUS FREQUENCY



Note: sinusoidal wave-form, environment temperature  $\leq 85^{\circ}\text{C}$ , internal temperature rise  $\Delta T=10^{\circ}\text{C}$ , p (pitch) in mm..



## ■ MAX. CURRENT(Ir.m.s) VERSUS FREQUENCY



Note: sinusoidal wave-form, environment temperature  $\leq 85^{\circ}\text{C}$ , internal temperature rise  $\Delta T=10^{\circ}\text{C}$ , p (pitch) in mm.

**■ Test Method And Performance**

No.	Item	Performance	Test method(IEC 60384-16)
1	Solderability	Good quality of tinning	Solder temperature: 245°C ±5°C Immersion time: 2.0s±0.5s
2	Initial measurement	Capacitance Tgδ: 1kHz, C>1.0μF 10kHz, C≤1.0μF	
	Terminal strength (straight lead)	There shall be no visible damage	Tense: 0.50<d≤0.80, 10N 0.80<d≤1.25, 20N Bend: 0.50<d≤0.80, 5N 0.80<d≤1.25, 10N The terminals shall be bent 2 times in each direction
	Resistance to solder heat	There shall be no visible damage, legible marking	Solder temperature:260°C±5°C Immersion time: 10s±1s
	Final measurement	ΔC/C ≤±2%(relative to the initial value) Increase of tgδ: ≤0.002 (10kHz,C≤1.0μF) ≤0.002 (1kHz, C>1.0μF)	
3	Initial measurement	Capacitance Tgδ(10kHz)	
	Rapid change of temperature	There shall be no evidence of deterioration.	θ <sub>A</sub> =-40°C, θ <sub>B</sub> =+105°C 5 cycles Duration: t=30min
	Vibration(straight lead)	There shall be no evidence of deterioration.	Amplitude 0.75mm or acceleration 98m/s <sup>2</sup> (whichever is the smaller severity), f: 10Hz to 500Hz.Three directions, 2h for each direction, total 6h.
	Bump(straight lead)	There shall be no evidence of deterioration.	4 000 times, Acceleration: 390m/s <sup>2</sup> ,Pulse duration, 6ms
	Final measurement	There shall be no visible damage ΔC/C ≤±2%(relative to the initial value) Increase of tgδ: ≤0.002 (10kHz) IR: ≥ 50% of the rated value	
4	Climate sequence	Initial measurement	Capacitance Tgδ: 10kHz
		Dry heat	+105°C, 16h
		Damp heat, Cyclic	Test Db, Severity: b, the first cycle
		Cold	-40°C, 2h
		Low air pressure	There shall be no permanent breakdown, flashover or other harmful deformation when applying U <sub>R</sub> at the last 1 minute. 15°C~35°C, 8.5kPa, 1h
		Damp heat, cyclic other	Applying U <sub>R</sub> for 1 minute after 15 minutes the test finished . Test Db, Severity b, the other cycles,
		Final measurement	There shall be no visible damage, legible marking ΔC/C ≤±3%(relative to the initial value) Increase of tgδ:≤0.003(10kHz) I.R.: ≥ 50% of the rated value

No.	Item	Performance	Test method(IEC 60384-16)
5	Damp heat steady state	There shall be no visible damage, legible marking $\Delta C/C \leq \pm 5\%$ (relative to the initial value) Increase of $\text{tg}\delta: \leq 0.002$ (10kHz) I.R.: $\geq 50\%$ of the rated value	Temperature: $40^\circ\text{C} \pm 2^\circ\text{C}$ Humidity: $93 \begin{smallmatrix} +2 \\ -3 \end{smallmatrix} \% \text{RH}$ Duration: 56 days
6	Endurance	There shall be no visible damage, legible marking $\Delta C/C \leq \pm 5\%$ (relative to the initial value) Increase of $\text{tg}\delta: \leq 0.0015$ (10kHz) I.R.: $\geq 50\%$ of the rated value	Temperature: $+85^\circ\text{C}$ Voltage: $1.25 \times U_R$ (50Hz) Duration: 1 000h
7	Temperature characteristic	Measuring capacitance at test point b, d, f: Characteristic at lower category temperature $-40^\circ\text{C}$ : $0 \leq (C_b - C_d)/C_d \leq +3\%$ Characteristic at upper category temperature $+105^\circ\text{C}$ : $-4\% \leq (C_f - C_d)/C_d \leq 0$ I.R. (test at point f): $IR \geq 2500\text{M}\Omega$ $C_R \leq 0.33\mu\text{F}$ $IR \geq 750\text{s}$ $C_R > 0.33\mu\text{F}$	Static method: The Capacitors should be kept at the following temperature in turn: a( $20 \pm 2$ ) $^\circ\text{C}$ , b( $-40 \pm 3$ ) $^\circ\text{C}$ , d( $20 \pm 2$ ) $^\circ\text{C}$ , f( $105 \pm 2$ ) $^\circ\text{C}$ , g( $20 \pm 2$ ) $^\circ\text{C}$
8	Charging and discharging	$\Delta C/C \leq \pm 5\%$ (relative to the initial value) increase of $\text{tg}\delta: \leq 0.005$ (10kHz) I.R.: $\geq 50\%$ of the rated value	Times: 10 000 Duration of charging: 0.5s Duration of discharging: 0.5s Charging voltage: rated voltage $U_R$ Charging resistance: $220/C_R(\Omega)$ Discharging resistance: $U_R \div C_R \div dV/dt(\Omega)$ $C_R$ : rated capacitance ( $\mu\text{F}$ ) dV/dt value: see page 9 table
9	Passive flammability	The flaming time of each capacitor shall not go beyond 30s after it is taken apart from the flame. Drop of each capacitor caused by flame shall not fire the tissue below	IEC 695-2-2 Needle flame test The category of passive flammability: C, Expose time in flame : 1 time Capacitor volume    Exposing time $V \leq 250\text{mm}^3$ 5s $250\text{mm}^3 < V \leq 500\text{mm}^3$ 10s $500\text{mm}^3 < V \leq 1750\text{mm}^3$ 20s $V > 1750\text{mm}^3$ 30s

**■ Marking (For example)**

102J 1000  
 $P \leq 10\text{mm}$

MMKP82  
 103J 1000  
 $P > 10\text{mm}$

**Marking Introduction:**

	Brand	MMKP82	Type
1000	Rated voltage	102 103	Rated capacitance
J	Tolerance	-	-

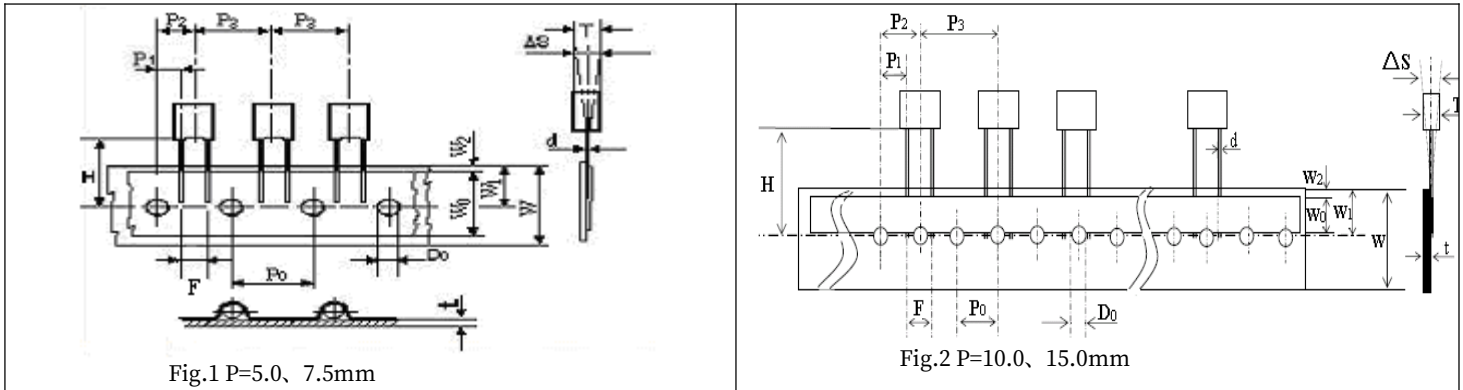
**■ Taping specification for box-type capacitors**
**▲ Outline Drawing**


Fig.1 P=5.0, 7.5mm

Fig.2 P=10.0, 15.0mm

**▲ Taping Dimensions(mm)**

Technology index title	Code	Dimensions				Tolerance
		P=5.0	P=7.5	P=10.0	P=15.0	
Taping type	—	Fig 1	Fig 1	Fig2	Fig 2	—
Part number Digit12-15	Ammo-pack	A201	A301	A405	A605	
Taping pitch	$P_3$	12.7	12.7	25.4	25.4	$\pm 1.0$
Feed hole pitch	$P_0$	12.7	12.7	12.7	12.7	$\pm 0.2$
Center of wire	$P_1$	3.85	2.6	7.7	5.2	$\pm 0.7$
Center of body	$P_2$	6.35	6.35	12.7	12.7	$\pm 1.3$
Pitch of taping wire	$F^{**}$	5.0	7.5	10.0	15.0	+0.6 -0.1
Component alignment	$\Delta S$	0	0	0	0	$\pm 2.0$
Height of component from tape center	$H^{***}$	18.5	18.5	18.5	18.5	$\pm 0.5$
Carrier tape width	W	18.0	18.0	18.0	18.0	+1.0 -0.5
Hold down tape width	$W_0$	6min	10min	10min	10min	—
Hole position	$W_1$	9.0	9.0	9.0	9.0	$\pm 0.5$
Hold down tape position	$W_2$	3max	3max	3max	3max	—
Feed hole dia.	$D_0$	4.0	4.0	4.0	4.0	$\pm 0.2$
Tape thickness	t	0.7	0.7	0.7	0.9	$\pm 0.2$

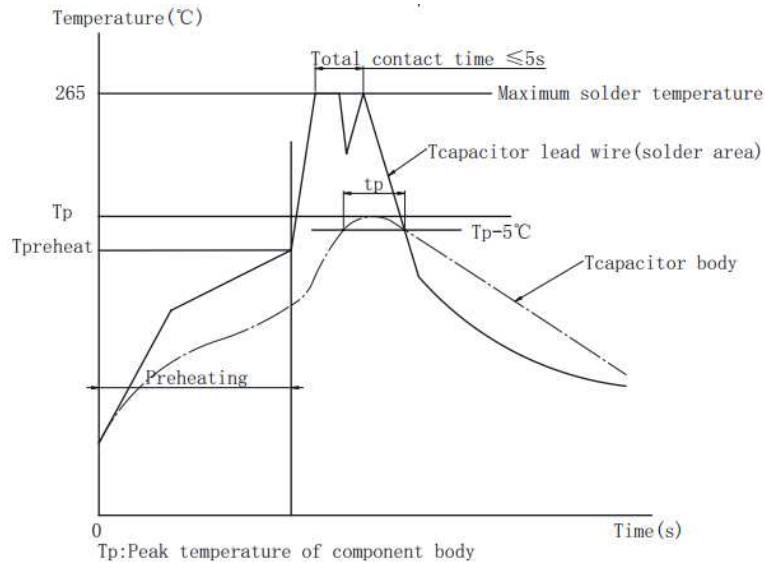
**Note:** \*  $P_0=15\text{mm}$  is also available;  
 \*\*F can be other lead spacing;  
 \*\*\*H=16.5mm is available;

**■ Soldering suggestions**

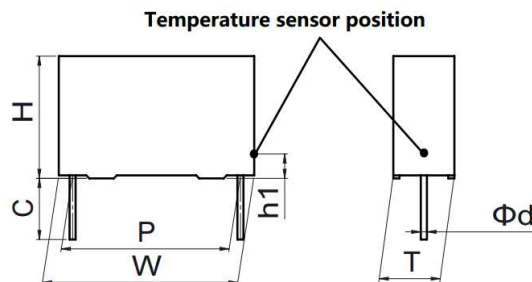
- ▲ Manual soldering  
Max. temperature: 350°C, time: 3s
- ▲ Wave soldering

There are many factors affecting the heating of film capacitor during the wave soldering process, such as: preheating temperature, preheating time, soldering temperature, soldering time, other heat sources influence and so on.

The typical soldering profile is as below:



▲ Because overheating could damage the capacitor, we recommend paying attention to the maximum capacitor temperature and heating time, use temperature sensor to detect the maximum capacitor body temperature.

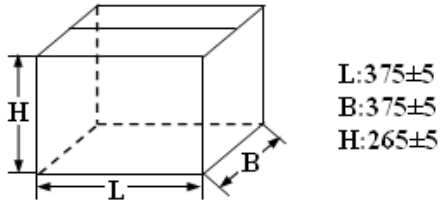


Note: If re-working or dipping twice is necessary, it should be done after the capacitor returns to the normal temperature.

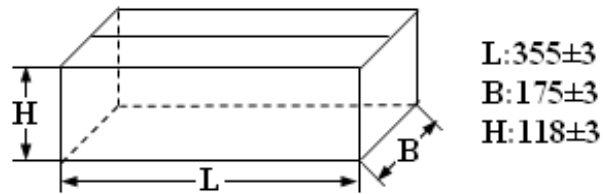
Temperature sensor position (Tcapacitor body)	The capacitor body surface of lead side, capacitor height position from PCB: h1=2~3mm		
Maximum capacitor body temperature Tp(°C)	OPP film P≤15mm 115	OPP film P>15mm 120	PET film 125
Maximum capacitor lead wire temperature (°C)	265	265	265
Maximum capacitor body heating time tp=Tp-5°C	30s		

■ Packing box sizes(mm)(example)

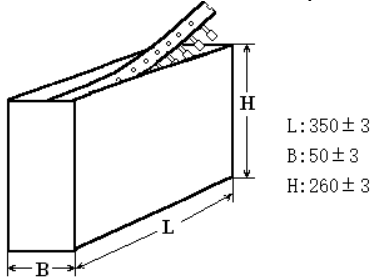
1. Out packing box for bulk



2. Inner packing box for bulk



3. Box sizes for Ammo-pack



■ Storage conditions

▲ It must be noted that the solderability of the terminals may be deteriorated when stored in an atmosphere filled with moisture, dust, or a reactive oxidizing gas.(hydrogen chloride, hydrogen sulfide, sulfuric acid,etc.)

▲ It shouldn't be located in particularly high temperature and high humidity, it must submit to the following conditions(unchanging primal package):

Temperature: -40°C to 35°C

Humidity: Average per year ≤70%RH;

For 30 full days randomly distributed throughout the year ≤80%RH

Storage time for tinned lead wire: (from the date marked on the capacitor's body or the label glued to the package) :

Bulk(packed with plastic bag): ≤24 months ;

Taping and line up: ≤12 months

## X-ON Electronics

Largest Supplier of Electrical and Electronic Components

*Click to view similar products for [Film Capacitors](#) category:*

*Click to view products by [FARATRONIC](#) manufacturer:*

Other Similar products are found below :

[703-6G](#) [82DC4100CK60J](#) [82EC1100DQ50K](#) [MMWAF150KME](#) [PCY2130F30153](#) [QXJ2E474KTPT](#) [QXL2B333KTPT](#) [QXM2G104K](#)  
[DPM16S56K-1F](#) [EEC2G505HQA406](#) [B32234-.033@250V-K](#) [B81133-C1104-M3](#) [MTC355L1](#) [217-0716-001](#) [PA225L30](#) [CB182K0184J--](#)  
[KP1830-247/061-G](#) [274ACF4400WA0J](#) [274ACF5150WA0J](#) [SCD105K122A3-22](#) [SCD205K122A3-24](#) [PCX2339F65224](#) [PCX2339F65334](#)  
[2222 368 55105](#) [2222 370 21683](#) [QXL2E473KTPT](#) [445450-1](#) [MKT182022263473](#) [WMC08P22](#) [46KN410000N1K](#) [46KR368050M1M](#) [ECQ-](#)  
[W4223KZ](#) [EEC2G805HQA415](#) [PA103L30](#) [82DC4100AA60K](#) [82EC2150DQ50K](#) [VEA105K50](#) [82IC2150DQ50J](#) [82EC2220DQ50J](#)  
[MTC55L4](#) [MTC56L4](#) [PA104L30](#) [PA224L30](#) [82DC3220AA60J](#) [82EC4100DQ70J](#) [WYP-104M](#) [82CC4220AA70J](#) [82EC3100Z370J](#)  
[B32656S8105K566](#) [EEC2G105HQA401](#)