

厚膜網絡電阻器


THICK FILM NETWORK RESISTOR

厚膜網絡電阻器

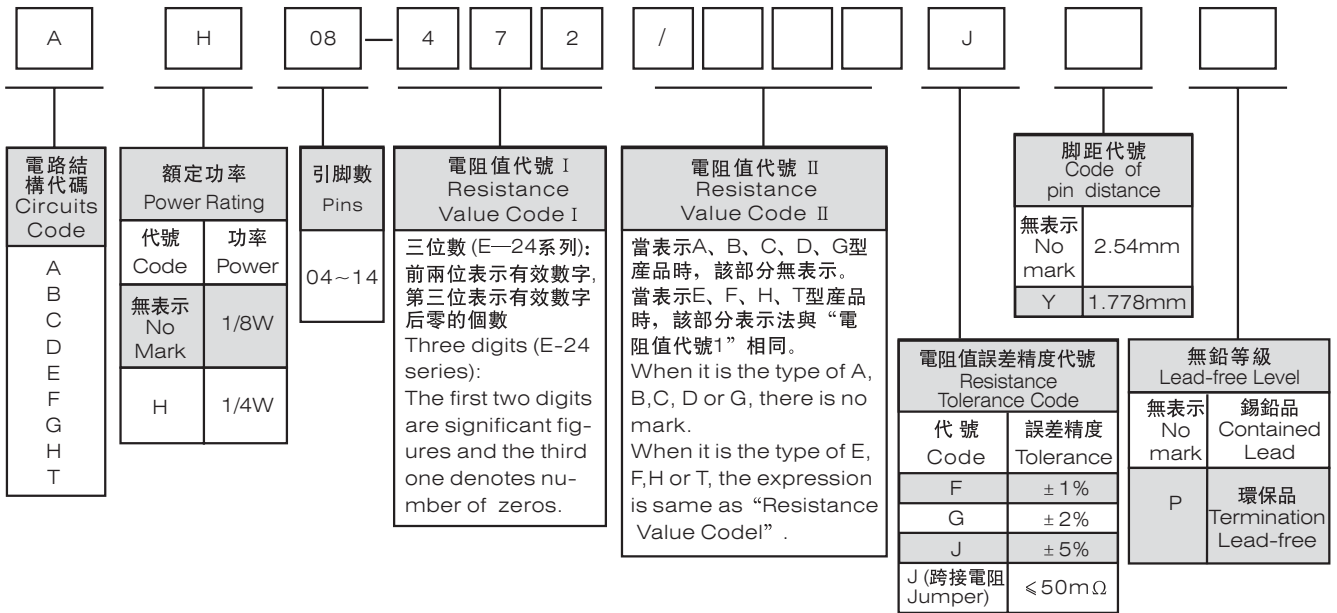
THICK FILM NETWORK RESISTOR

● 產品簡介 BRIEF INTRODUCTION

- * 小型化、高密度組裝
 - * 電性能穩定，可靠性高
 - * 可得到不同電阻值組合
 - * 符合RoHS指令
- Miniature, high density assembly.
 - Stable electrical capability, high reliability.
 - Combinations of different ohmic value are available
 - RoHS compliant



● 定貨方式 ORDER

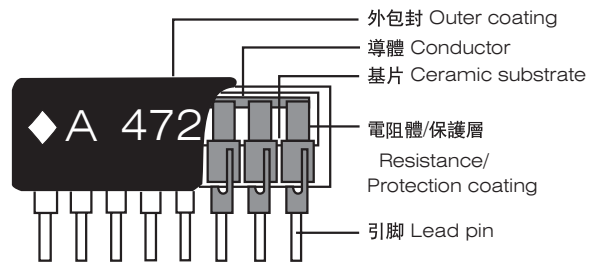


● 結構圖和外形尺寸

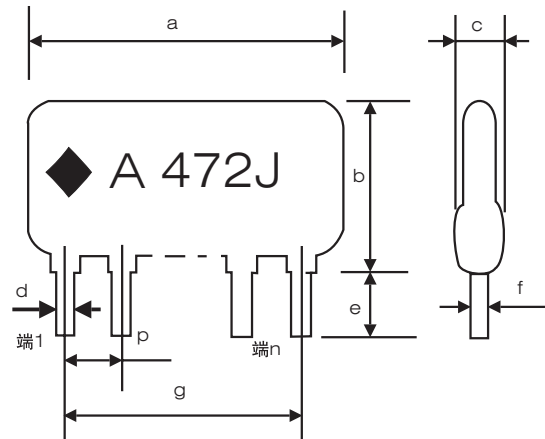
CONSTRUCTION AND DIMENSIONS

單位 unit:mm

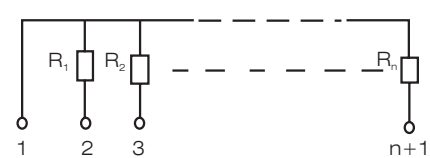
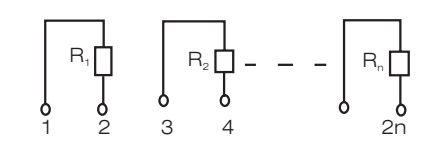
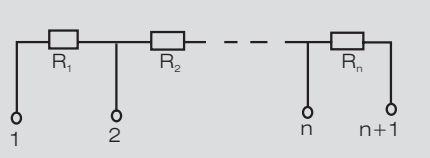
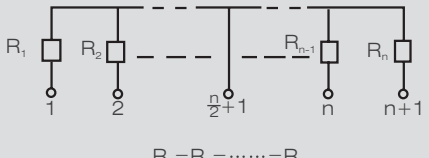
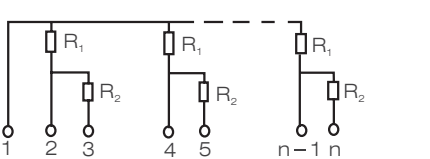
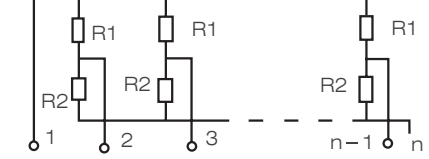
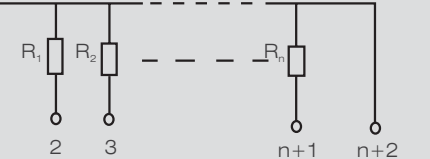
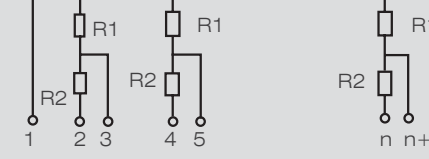
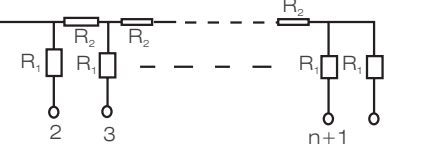
| 代號 Code | 常規尺寸 Normal dimension | | 特殊尺寸 Special dimension | |
|------------|-------------------------------|---------|-------------------------------|---------|
| a | 2.54 × (n-1) + 2.50max | | 1.778 × (n-1) + 3.20max | |
| b | A、B、C、D、 E、F、G、H 型 Type | 5.08max | A、B、C、D、 E、F、G、H 型 Type | 5.08max |
| | T型 Type | 8.50max | T型 Type | 8.50max |
| c | 3.00max | | 3.00max | |
| d | 0.50 ± 0.1 | | 0.50 ± 0.1 | |
| e | 3.50 ± 0.5 | | 3.50 ± 0.5 | |
| f | 0.25 ± 0.1 | | 0.30 ± 0.1 | |
| g | 2.54 × (n-1) ± 0.3 | | 1.778 × (n-1) ± 0.3 | |
| p | 2.54 ± 0.1 | | 1.778 ± 0.1 | |



注:白色點標記為第一腳
Note: The white dot means the first pin.



• 等效電路 EQUIVALENT CIRCUIT

| 型號 Type | 等效電路 Equivalent Circuit | 型號 Type | 等效電路 Equivalent Circuit |
|------------|---|------------|--|
| A |  <p style="text-align: center;">$R_1=R_2=\dots=R_n$</p> | B |  <p style="text-align: center;">$R_1=R_2=\dots=R_n$</p> |
| C |  <p style="text-align: center;">$R_1=R_2=\dots=R_n$</p> | D |  <p style="text-align: center;">$R_1=R_2=\dots=R_n$</p> |
| E |  <p style="text-align: center;">$R_1=R_2$或$R_1 \neq R_2$</p> | F |  <p style="text-align: center;">$R_1=R_2$或$R_1 \neq R_2$</p> |
| G |  <p style="text-align: center;">$R_1=R_2=\dots=R_n$</p> | H |  <p style="text-align: center;">$R_1=R_2$或$R_1 \neq R_2$</p> |
| T |  <p style="text-align: center;">$R_1=R_2$或$R_1 \neq R_2$</p> | | |

• 參考標準 REFERENCE STANDARD

GB/T 15654-1995
 GB/T 2828.1-2003
 GB/T 2829-2002

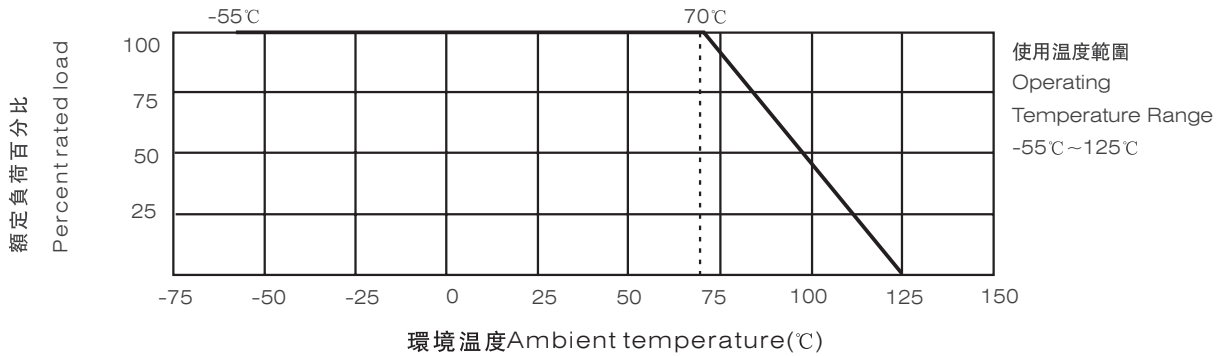
• IEC E-24 系列電阻值代碼對照表

IEC E-24 Series Resistance Cross-reference List

E-24 系列 E-24 Series ($\times 10^n \Omega$)
(單位unit: 1 Ω 、10 Ω 、100 Ω 、1K Ω 、10K Ω 、100K Ω 、1M Ω)

| | | | | | |
|-----|-----|-----|-----|-----|-----|
| 1.0 | 1.5 | 2.2 | 3.3 | 4.7 | 6.8 |
| 1.1 | 1.6 | 2.4 | 3.6 | 5.1 | 7.5 |
| 1.2 | 1.8 | 2.7 | 3.9 | 5.6 | 8.2 |
| 1.3 | 2.0 | 3.0 | 4.3 | 6.2 | 9.1 |

• 負荷下降曲線 DERATING CURVE



* 當電阻使用的環境溫度超過70°C時，其額定負荷(額定功率或額定電流)按上述曲線下降。
For resistors operated in ambient over 70°C, rated load (power rating or current rating) shall be derated in accordance with above figure.

• 額定值 RATINGS

| 項目 Item | 標準 Specification |
|--|---|
| 額定功率 Power Rating | 1/8W (1/4w) |
| 最大工作電壓 Max. Working Voltage | 200V |
| 最大過負荷電壓 Max. Overload Voltage | 280V |
| 跨接電阻額定電流 Jumper Rated Current | 2A |
| 電阻溫度係數 Resistance Temperature Coefficient | 10 $\Omega \leq R \leq 1M\Omega$: $\pm 100\text{ppm}/^\circ\text{C}$ 1 $\Omega \leq R < 10\Omega, 1M\Omega < R \leq 10M$: $\pm 250\text{ppm}/^\circ\text{C}$ |
| 阻值誤差精度 Resistance Tolerance | $\pm 1\%$, $\pm 2\%$, $\pm 5\%$, 跨接電阻 Jumper: $\leq 50\text{m}\Omega$ |
| 阻值範圍 Resistance Range | 0 Ω (跨接電阻 Jumper)、1.0 $\Omega \sim 10M\Omega$ E-24系列 |
| 使用溫度範圍 Operating Temperature Range | -55 $^\circ\text{C} \sim 125^\circ\text{C}$ |
| 額定溫度 Rated Temperature | +70 $^\circ\text{C}$ |

* 注：額定電壓 = $\sqrt{\text{額定功率} \times \text{標稱電阻值}}$ 或最大工作電壓中的較小值。
Note: Rated Voltage = $\sqrt{\text{Power Rating} \times \text{Resistance Value}}$ or Max. Working Voltage, whichever is lower.

• 特性 CHARACTERISTICS

| 項目 Item | 標準 Specifications | 測試方法 (GB/T 15654-1995) Test Methods (GB/T 15654-1995) |
|--|---|---|
| 電阻溫度系數 T. C. R | 在規定值內 Within the specified T.C.R | 測定範圍: -55℃~125℃ measure between -55℃~125℃ |
| 短時間過負載 Short Time Overload | 無可見損傷, No mechanical damage $\Delta R \leq \pm (2.0\%R + 0.05\Omega)$ 跨接電阻 Jumper: $R \leq 50m\Omega$ | 2.5倍額定電壓或最大過負荷電壓(取最小者) 保持5秒 2.5 × Rated voltage or Max. Overload Voltage, choose the lower, for 5 seconds |
| 包封絕緣阻抗 Coating Insulation Resistance | 100MΩ Min | 施加 500V DC Apply 500V DC |
| 包封絕緣耐電壓 Coating Insulation Withstand Voltage | 無弧光, 燃燒及本體被擊穿 No arc, inflammation and damage | 施加500V DC 保持1min Apply 500V DC 1min |
| 可焊性 Solderability | 可焊面積 ≥95% 95%Cover Min | 260℃ ± 5℃ 2 ± 0.5秒 260℃ ± 5℃ 2 ± 0.5S |
| 耐溶劑性 Resistance to Solvent | 無可見損傷, No mechanical damage $\Delta R \leq \pm (1.0\%R + 0.05\Omega)$ 跨接電阻 Jumper: $R \leq 50m\Omega$ | 浸入異丙醇溶液 10 ± 1小時, 溶液溫度為 23 ± 2℃ Dip in isopropyl alcohol solution of 10h ± 1 h the solution temperature of 23 ± 2 ℃. |
| 引綫強度 Pin strength | 無可見損傷, No mechanical damage $\Delta R \leq \pm (1.0\%R + 0.05\Omega)$ 跨接電阻 Jumper: $R \leq 50m\Omega$ | 將引綫焊接在網絡電阻的受試引出端后, 以10mm/s平挂, 拉力到500g止 Speed:10mm/s, pull strength:500g. |
| 抗彎強度 Bending strength | 無可見損傷 No mechanical damage | 端子綫末端負重0.5kg,使電阻器本體與端子綫彎成90°, 保持5s, 為一個循環, 做2個循環 Force with 0.5kg on the terminal pin, between the resistor and the terminal pin is 90 degree, duration: 5s for 1 cycle, total 2 cycles |
| 耐焊接熱 Resistance to Soldering Heat | 無可見損傷, No mechanical damage $\Delta R \leq \pm (1.0\%R + 0.05\Omega)$ 跨接電阻 Jumper: $R \leq 50m\Omega$ | 270℃ ± 5℃ 10 ± 1秒 270℃ ± 5℃ 10s ± 1s |
| 溫度循環 Temperature Cycling | 無可見損傷, No mechanical damage $\Delta R \leq \pm (1.0\%R + 0.05\Omega)$ 跨接電阻 Jumper: $R \leq 50m\Omega$ | -55℃ (30分鐘) ~常溫 (2~3分鐘) ~125℃ (30分鐘) 5個循環 -55℃ (30min) ~normal temperature (2~3min) ~125℃ (30min) 5cycles |

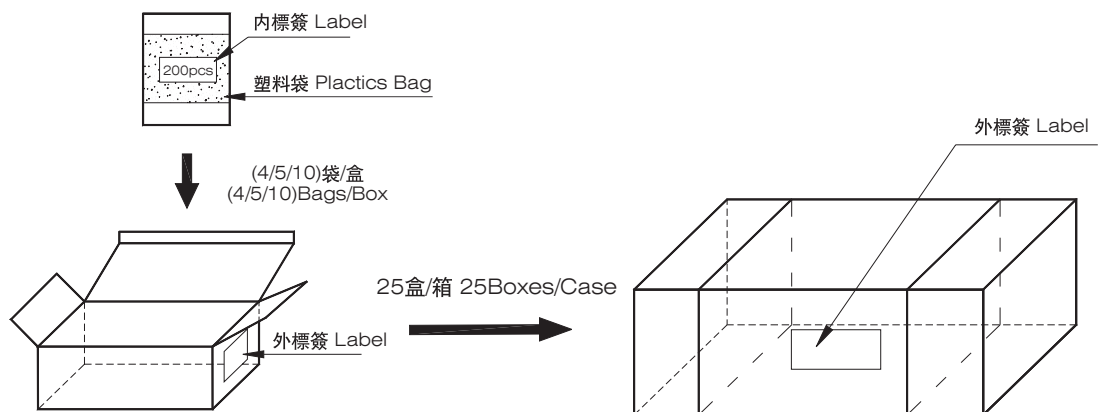
厚膜網絡電阻器

THICK FILM NETWORK RESISTOR

| 項目 Item | 標 准 Specifications | 測試方法 (GB/T 15654-1995) Test Methods (GB/T 15654-1995) |
|---|---|--|
| 穩態濕熱 Steady state humidity | 無可見損傷, No mechanical damage $\Delta R \leq \pm (3.0\%R + 0.1\Omega)$ 跨接電阻 Jumper: $R \leq 100m\Omega$ | $40\text{C} \pm 2\text{C}$ 90%~95%RH1000小時 $40\text{C} \pm 2\text{C}$ 90%~95%RH1000h |
| 70℃ 耐久性 Load Life(70℃) | 無可見損傷, No mechanical damage $\Delta R \leq \pm (3.0\%R + 0.1\Omega)$ 跨接電阻 Jumper: $R \leq 100m\Omega$ | 70℃ ± 2℃, 1000小時, 額定電壓或最大工作電壓兩者中的較小值, 1.5小時/斷0.5小時 70℃ ± 2℃, 1000h, Rated Voltage or Max. Working Voltage, whichever is lower. 1.5h on/0.5h off |
| 上限類別溫度耐久性 Endurance at upper temperature | 無可見損傷, No mechanical damage $\Delta R \leq \pm (3.0\%R + 0.1\Omega)$ 跨接電阻 Jumper: $R \leq 100m\Omega$ | $125\text{C} \pm 2\text{C}$ 1000小時 $125\text{C} \pm 2\text{C}$ 1000h |

● 包裝 PACKAGING

* 包裝形式 Packaging style



* 包裝數量 Packaging quantity

| 塑料袋散包裝 Bag | 袋 Bag | 盒 Box | | | 箱 Case |
|---------------|----------|-------------|-------------|--------------|---------------|
| | | 4, 5 腳 Pins | 6~11 腳 Pins | 12~14 腳 Pins | |
| | 200pcs | 10 Bags | 5 Bags | 4 Bags | 25 boxes Max. |

X-ON Electronics

Largest Supplier of Electrical and Electronic Components

Click to view similar products for [Resistor Networks & Arrays](#) category:

Click to view products by [Fenghua Advanced](#) manufacturer:

Other Similar products are found below :

[CS6600552K000B8768](#) [CSC06A0122K0GEJ](#) [M8340105K1002FGD03](#) [M8340105M4700JGD03](#) [M8340106M2002GCD03](#)
[M8340107K1471FGD03](#) [M8340107K2261FGD03](#) [M8340107M1501GGD03](#) [M8340108K1001FCD03](#) [M8340108K2402GGD03](#)
[M8340108K3240FGD03](#) [M8340108K3242FGD03](#) [M8340108K3322FCD03](#) [M8340109K2002FCD03](#) [M8340109K4700GGD03](#)
[M8340109M4701GCD03](#) [M8340109MA010GHD03](#) [EXB-24N121JX](#) [EXB-24N330JX](#) [EXB-24N470JX](#) [744C083101JTR](#) [EXB-U14360JX](#)
[EXB-U18240JX](#) [744C083270JTR](#) [745C102472JP](#) [745X101103JP](#) [767161104G](#) [MDP1603100KGE04](#) [770101223](#) [MNR04M0APJ471](#)
[MNR14E0APJ100](#) [MNR18E0APJ102](#) [MNR18E0APJ680](#) [ACAS06S0830339P100](#) [ACAS06S0830343P100](#) [ACAS06S0830344P100](#)
[RAVF164DJT68K0](#) [RM2012A-102/104-PBVW10](#) [RM2012A-102503-PBVW10](#) [RM2012A-502104-PBVW10](#) [NRSN04I4J220TRF](#)
[NRSNA4I4J330TRF](#) [8B472TR4](#) [ACAS06S0830341P100](#) [ACAS06S0830342P100](#) [ACAS06S0830345P100](#) [EXB-18N390JX](#) [EXB-U14220JX](#)
[EXB-U14470JX](#) [EXB-U18330JX](#)