


鐵氧體疊層片式磁珠 (普通型) FERRITE CHIP BEADS

鐵氧體疊層片式磁珠 (普通型) FERRITE CHIP BEADS

OPERATING TEMP.	1005	-40~85℃
	1608	-40~+85℃
	2012	-40~+85℃



● 特征 FEATURES

- 在同樣的尺寸下較插裝磁珠可產生較高的阻抗值
- 與傳統的磁珠不同，片式磁珠無引線，只要簡單的安裝到PCB板上就可抑制EMI和RFI
- 磁珠的形狀和尺寸都符合EIA標準，可以利用SMT設備進行自動貼裝
- Under the same size, the multilayer chip beads produce higher impedance than plug-in beads.
- These CBG series have substantial EMI/RFI suppression by simply mounting them onto PCB
- Suitable EIA standard in shape and dimension of chip beads; Can be mounted automatically by SMT equipments.

● 應用 APPLICATIONS

- 用于數據傳輸綫、信號綫、電源部分及回路的抗干擾。
- Redialed noise suppression on digital product clock lines、signal lines and suppression noise on circuit.

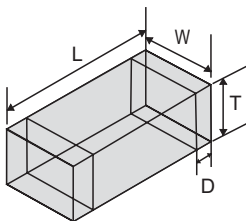
● 產品規格型號的表示方法 ORDERING CODE

$\frac{CBG}{①}$ $\frac{201209}{②}$ $\frac{U}{③}$ $\frac{121}{④}$ $\frac{T}{⑤}$

① 產品代號 Product Code		② 規格尺寸(L×W×T) (mm) Dimensions		③ 材料代號 Material Code	④ 阻抗(Ω) Impedance		⑤ 包裝方式 Packaging Style	
CBG	疊層片式通用型磁珠 Multilayer ordinary chip beads	100505	1.0×0.5×0.5	U	實例 Example		T	卷帶盤裝 Tape & Reel
		160808	1.6×0.8×0.8		110	11	B	散裝 Bulk
		201209	2.0×1.2×0.9		121	120		
		321609	3.2×1.6×0.9		221	220		
		322513	3.2×2.5×1.3		102	1000		
		451616	4.5×1.6×1.6					
		453215	4.5×3.2×1.5					

● 外形尺寸 SHAPE AND DIMENSIONS

unit: mm(inch)



Part No.	L	W	T	D
100505 (0402)	1.0±0.15 (0.040±0.006)	0.5±0.15 (0.020±0.006)	0.5±0.15 (0.020±0.006)	0.25±0.10 (0.010±0.004)
160808 (0603)	1.6±0.2 (0.063±0.008)	0.8±0.2 (0.031±0.008)	0.8±0.2 (0.031±0.008)	0.3±0.2 (0.01±0.008)
201209 (0805)	2.0±0.2 (0.079±0.008)	1.2±0.2 (0.047±0.008)	0.9±0.2 (0.035±0.008)	0.5±0.3 (0.020±0.012)
321609 (1206)	3.2±0.2 (0.126±0.008)	1.6±0.2 (0.063±0.008)	0.9±0.2 (0.035±0.008)	0.5±0.3 (0.020±0.012)
322513 (1210)	3.2±0.2 (0.126±0.008)	2.5±0.2 (0.098±0.008)	1.3±0.2 (0.051±0.008)	0.5±0.3 (0.020±0.012)
451616 (1806)	4.5±0.2 (0.186±0.008)	1.6±0.2 (0.063±0.008)	1.6±0.2 (0.063±0.008)	0.5±0.3 (0.020±0.012)
453215 (1812)	4.5±0.2 (0.180±0.008)	3.2±0.2 (0.126±0.008)	1.5±0.2 (0.060±0.008)	0.5±0.3 (0.020±0.012)

• 電性能參數 ELECTRICAL CHARACTERISTICS

1005 TYPE

Part No.	Impedance(Ω) At 100MHz	DCR (Ω)Max	Ir (mA)Max
CBG100505U070	0~11	0.10	300
CBG100505U190	12~25	0.10	300
CBG100505U260	26 \pm 25%	0.15	300
CBG100505U310	31 \pm 25%	0.20	300
CBG100505U360	36 \pm 25%	0.20	300
CBG100505U600	60 \pm 25%	0.35	200
CBG100505U101	100 \pm 25%	0.50	150
CBG100505U121	120 \pm 25%	0.50	150
CBG100505U151	150 \pm 25%	0.55	150
CBG100505U201	200 \pm 25%	0.70	100
CBG100505U301	300 \pm 25%	0.80	100
CBG100505U501	500 \pm 25%	1.10	100
CBG100505U601	600 \pm 25%	1.30	100
CBG100505U801	800 \pm 25%	1.40	50
CBG100505U102	1000 \pm 25%	1.60	25
CBG100505U122	1200 \pm 25%	1.80	25

1608 TYPE

Part No.	Impedance(Ω) At 100MHz	DCR (Ω)Max	Ir (mA)Max
CBG160808U070	0~11	0.10	800
CBG160808U150	9~21	0.10	800
CBG160808U310	31 \pm 25%	0.10	500
CBG160808U700	70 \pm 25%	0.20	300
CBG160808U800	80 \pm 25%	0.20	300
CBG160808U101	100 \pm 25%	0.30	200
CBG160808U121	120 \pm 25%	0.30	200
CBG160808U151	150 \pm 25%	0.35	200
CBG160808U181	180 \pm 25%	0.45	200
CBG160808U221	220 \pm 25%	0.45	200
CBG160808U301	300 \pm 25%	0.50	150
CBG160808U501	500 \pm 25%	0.60	150
CBG160808U601	600 \pm 25%	0.60	100
CBG160808U801	800 \pm 25%	0.70	100
CBG160808U102	1000 \pm 25%	0.80	100
CBG160808U122	1200 \pm 25%	0.85	100
CBG160808U152	1500 \pm 25%	0.85	50
CBG160808U182	1800 \pm 25%	1.10	50
CBG160808U202	2000 \pm 25%	1.10	50

鐵氧體疊層片式磁珠 (普通型)
FERRITE CHIP BEADS

2012 TYPE

Part No.	Impedance(Ω) At 100MHz	DCR (Ω)Max	I _r (mA)Max
CBG201209U050	0~15	0.08	900
CBG201209U110	7~15	0.10	900
CBG201209U260	26 \pm 25%	0.10	900
CBG201209U310	31 \pm 25%	0.10	900
CBG201209U500	50 \pm 25%	0.15	900
CBG201209U600	60 \pm 25%	0.15	900
CBG201209U800	80 \pm 25%	0.18	500
CBG201209U101	100 \pm 25%	0.18	400
CBG201209U121	120 \pm 25%	0.20	400
CBG201209U151	150 \pm 25%	0.20	400
CBG201209U181	180 \pm 25%	0.20	300
CBG201209U221	220 \pm 25%	0.20	300
CBG201209U301	300 \pm 25%	0.35	300
CBG201209U501	500 \pm 25%	0.40	300
CBG201209U601	600 \pm 25%	0.40	300
CBG201209U801	800 \pm 25%	0.45	200
CBG201209U102	1000 \pm 25%	0.45	200
CBG201209U122	1200 \pm 25%	0.60	100
CBG201209U152	1500 \pm 25%	0.70	100
CBG201209U202	2000 \pm 25%	0.90	50

3216 TYPE

Part No.	Impedance(Ω) At 100MHz	DCR (Ω)Max	I _r (mA)Max
CBG321609U050	0~15	0.10	1000
CBG321609U110	7~15	0.10	1000
CBG321609U260	26 \pm 25%	0.10	1000
CBG321609U310	31 \pm 25%	0.10	1000
CBG321609U600	60 \pm 25%	0.15	1000
CBG321609U800	80 \pm 25%	0.15	1000
CBG321609U121	120 \pm 25%	0.25	1000
CBG321609U151	150 \pm 25%	0.30	400
CBG321609U181	180 \pm 25%	0.30	400
CBG321609U221	220 \pm 25%	0.35	400
CBG321609U301	300 \pm 25%	0.40	400
CBG321609U501	500 \pm 25%	0.45	300
CBG321609U601	600 \pm 25%	0.45	300
CBG321609U801	800 \pm 25%	0.55	300
CBG321609U102	1000 \pm 25%	0.55	300
CBG321609U122	1200 \pm 25%	0.60	100

3225 TYPE

Part No.	Impedance(Ω) At 100MHz	DCR (Ω)Max	I _r (mA)Max
CBG322513U190	12~25	0.10	1000
CBG322513U260	26±25%	0.10	1000
CBG322513U310	31±25%	0.10	1000
CBG322513U600	60±25%	0.15	1000
CBG322513U800	80±25%	0.20	400
CBG322513U101	100±25%	0.20	400
CBG322513U121	120±25%	0.20	400
CBG322513U151	150±25%	0.30	400
CBG322513U181	180±25%	0.40	400
CBG322513U221	220±25%	0.40	400
CBG322513U301	300±25%	0.40	400
CBG322515U501	500±25%	0.40	300
CBG322513U601	600±25%	0.40	300
CBG322513U801	800±25%	0.40	300
CBG322513U102	1000±25%	0.40	300

4516 TYPE

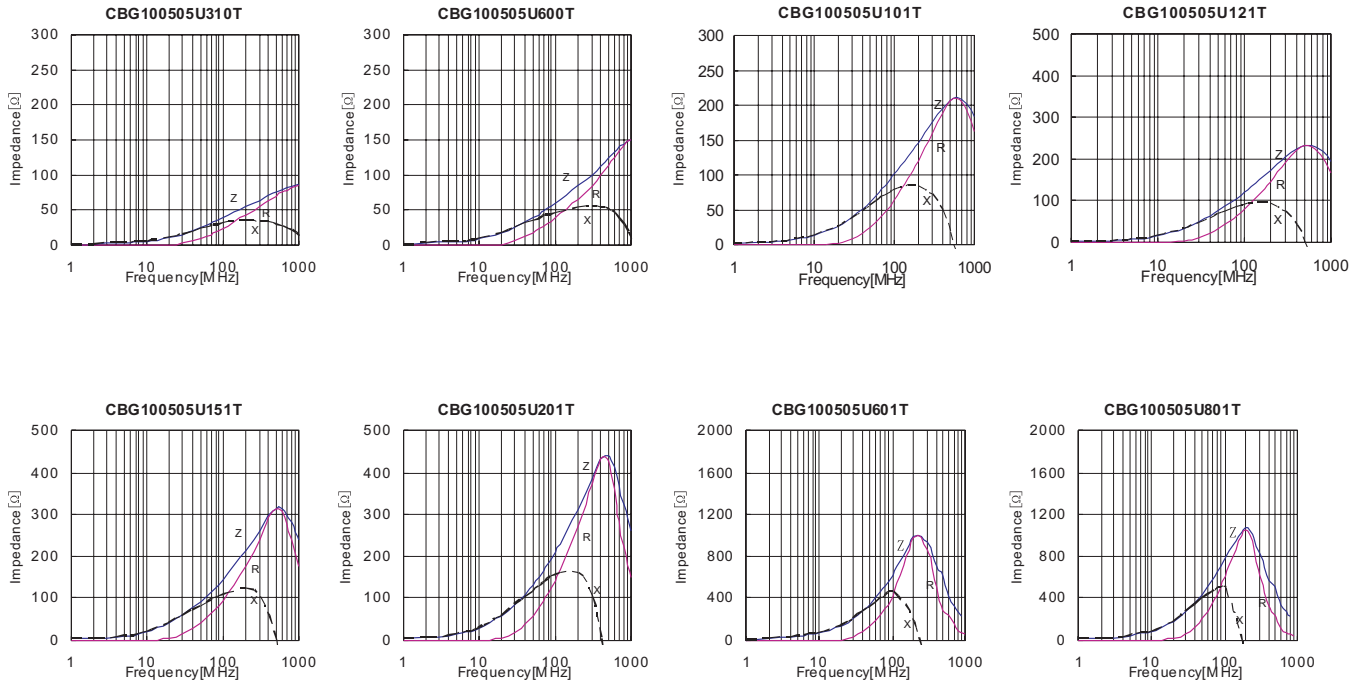
Part No.	Impedance(Ω) At 100MHz	DCR (Ω)Max	I _r (mA)Max
CBG451616U190	12~25	0.10	1000
CBG451616U260	26±25%	0.10	1000
CBG451616U310	31±25%	0.15	1000
CBG451616U600	60±25%	0.20	1000
CBG451616U700	70±25%	0.25	1000
CBG451616U800	80±25%	0.30	1000
CBG451616U900	90±25%	0.35	1000
CBG451616U121	120±25%	0.40	500
CBG451616U151	150±25%	0.40	500
CBG451616U221	220±25%	0.45	500
CBG451616U301	300±25%	0.45	500
CBG451616U501	500±25%	0.50	200
CBG451616U601	600±25%	0.50	200
CBG451616U801	800±25%	0.55	200

4532 TYPE

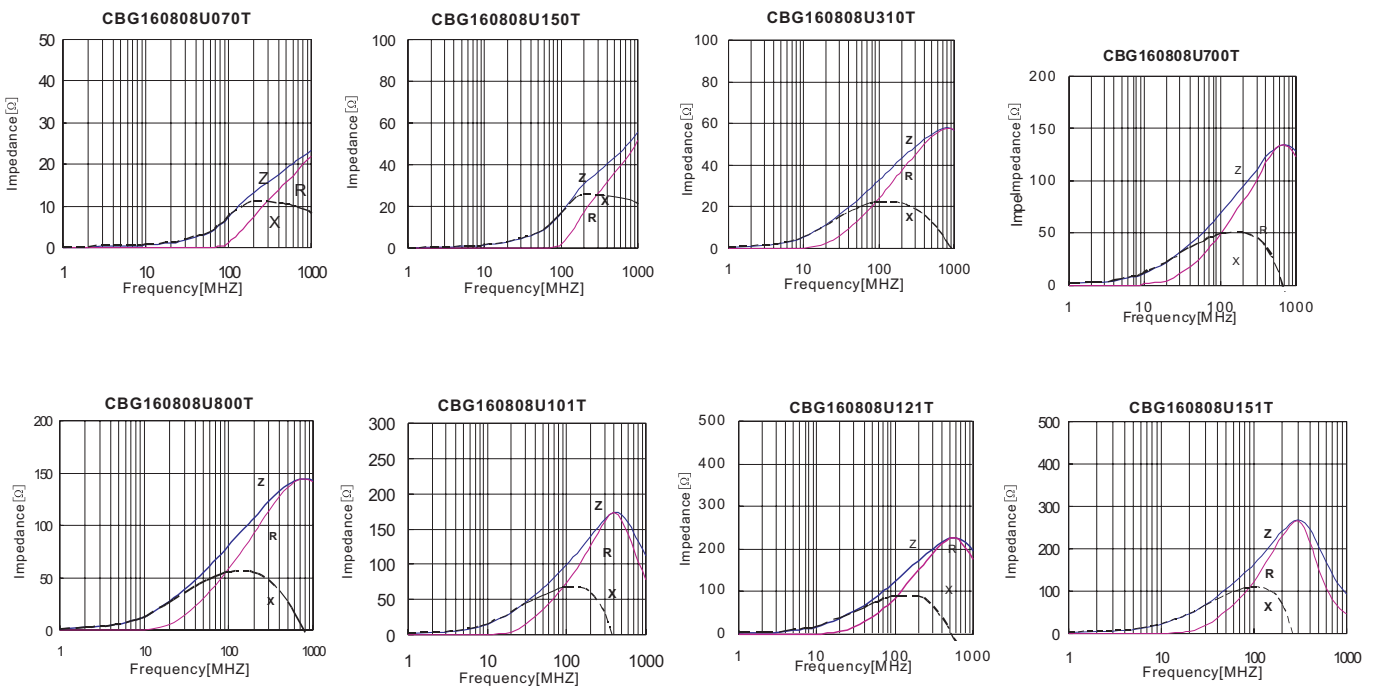
Part No.	Impedance(Ω) At 100MHz	DCR (Ω)Max	I _r (mA)Max
CBG453215U190	12~25	0.10	1000
CBG453215U380	38±25%	0.15	1000
CBG453215U700	70±25%	0.20	1000
CBG453215U800	80±25%	0.20	1000
CBG453215U101	100±25%	0.20	500
CBG453215U121	120±25%	0.25	500
CBG453215U151	150±25%	0.25	500
CBG453215U221	220±25%	0.30	300
CBG453215U301	300±25%	0.30	300
CBG453215U601	600±25%	0.40	200
CBG453215U801	800±25%	0.45	200
CBG453215U102	1000±25%	0.50	200

鐵氧體疊層片式磁珠 (普通型)
FERRITE CHIP BEADS

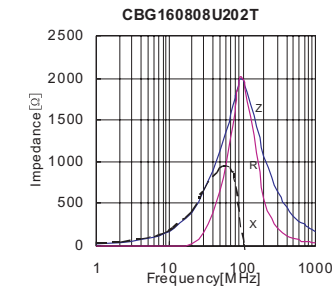
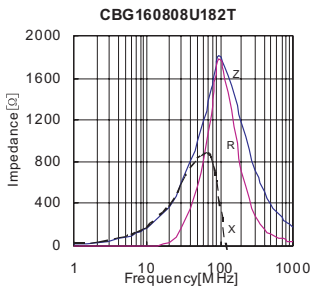
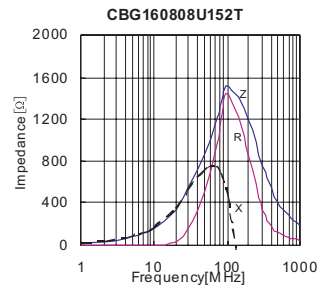
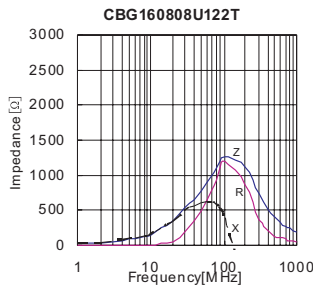
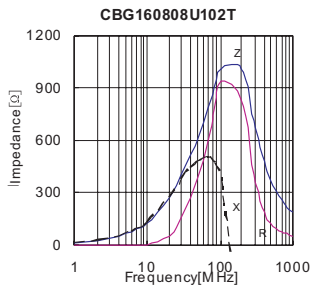
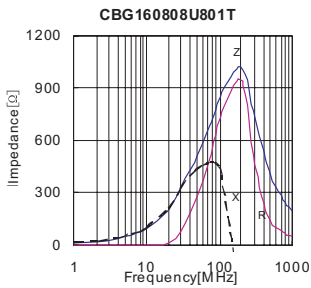
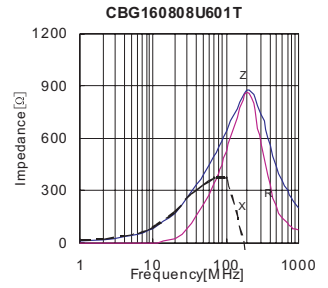
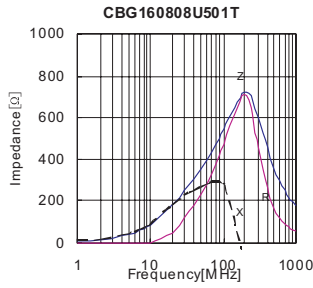
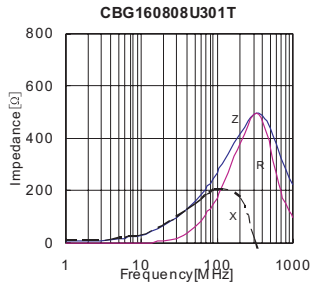
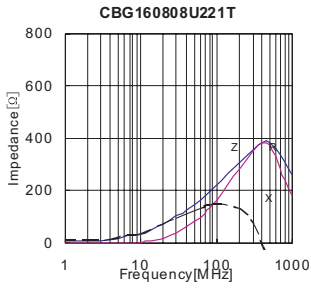
1005 SERIES



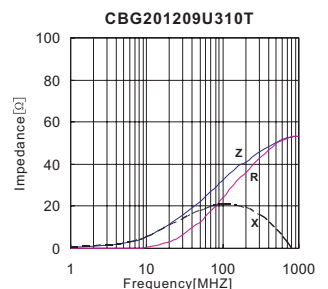
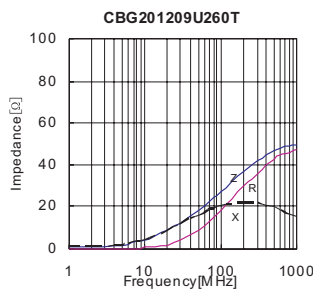
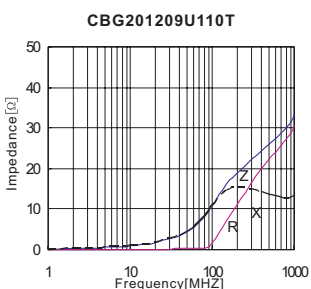
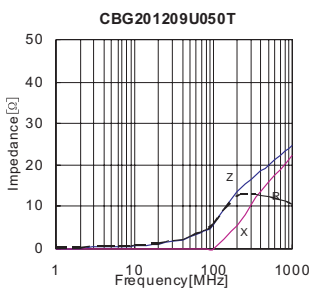
1608 SERIES



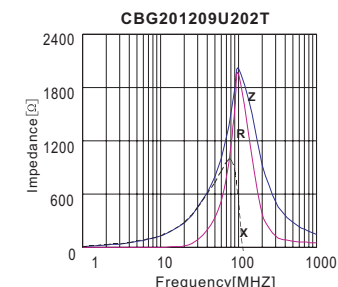
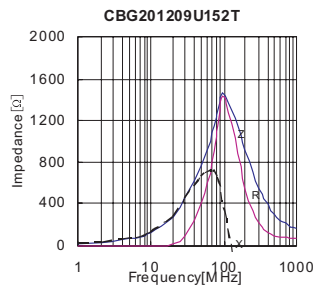
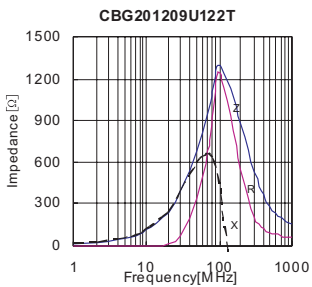
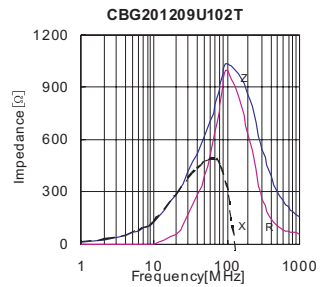
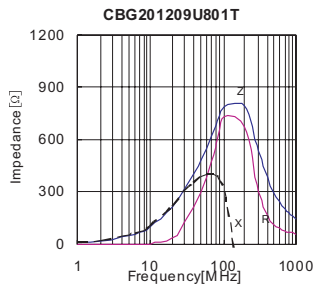
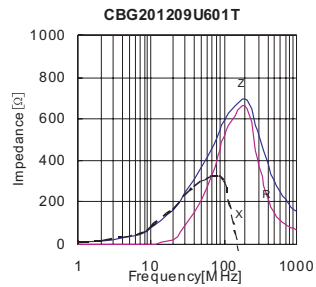
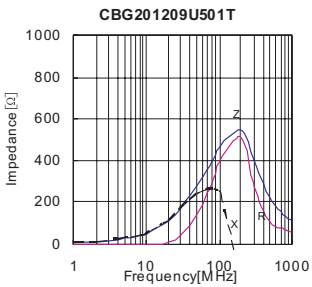
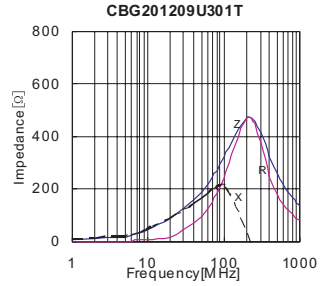
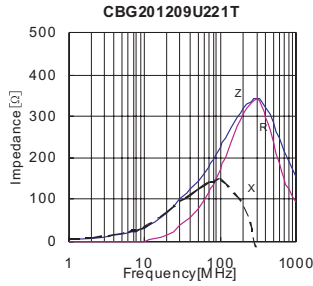
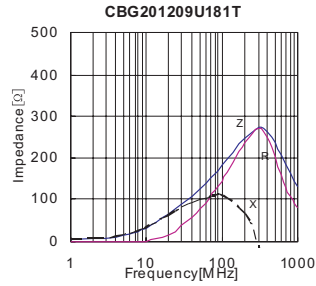
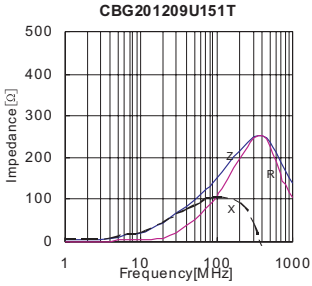
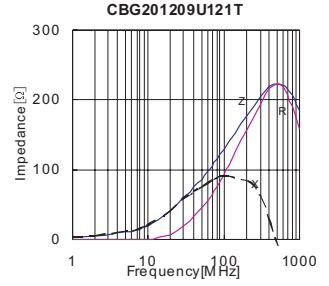
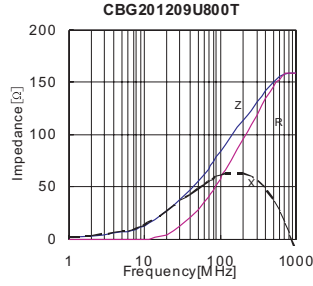
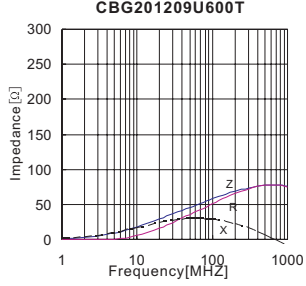
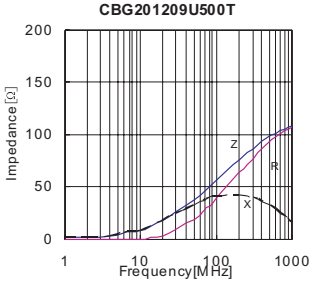
■ 鐵氧體疊層片式磁珠 (普通型)
FERRITE CHIP BEADS

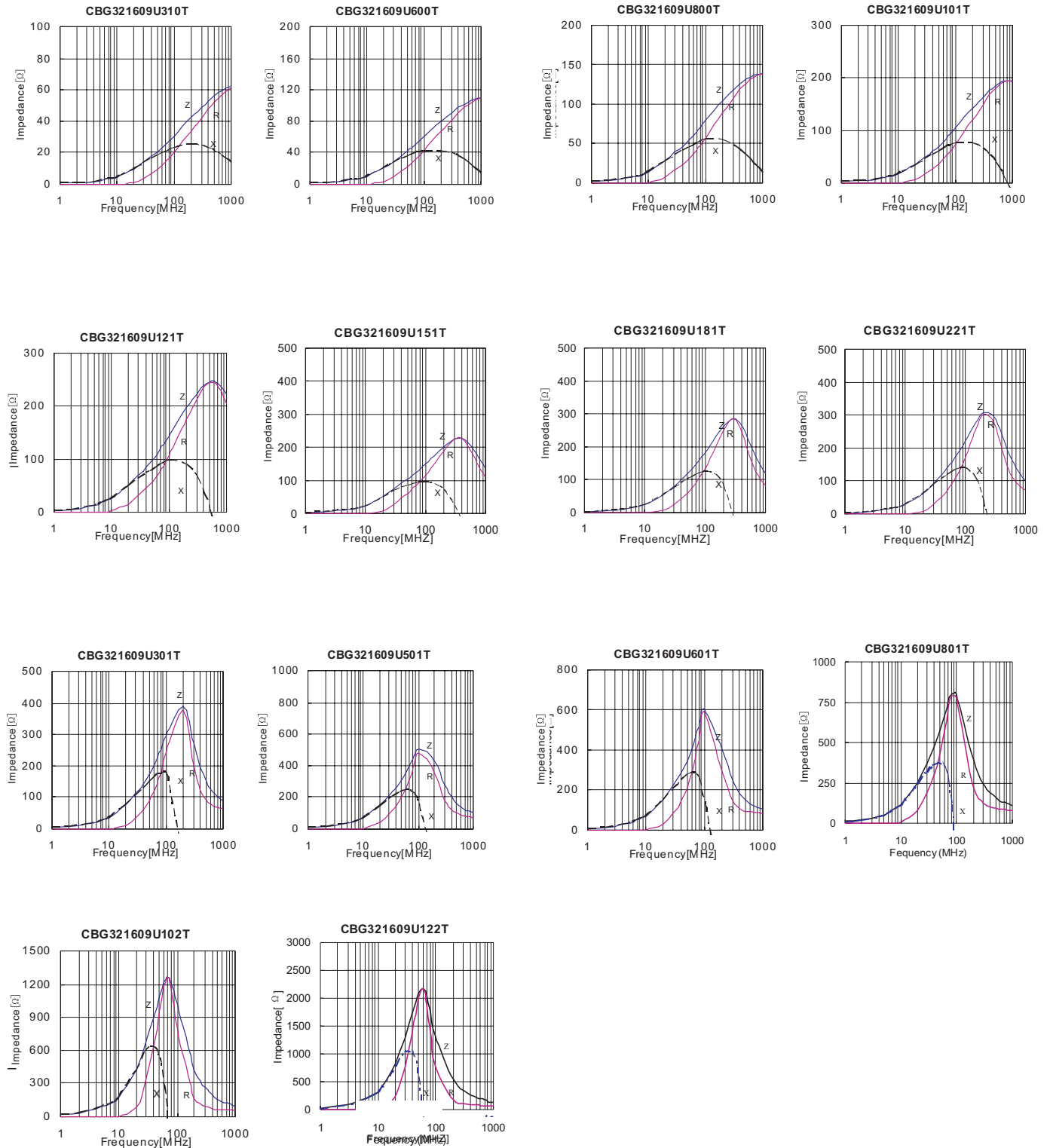


2012 SERIES



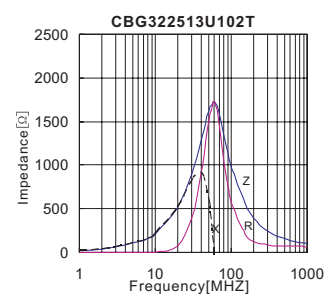
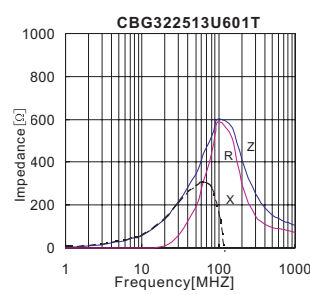
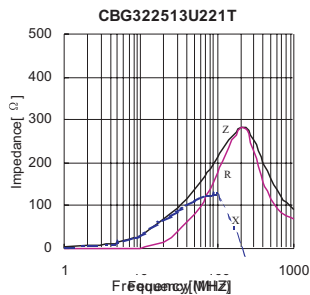
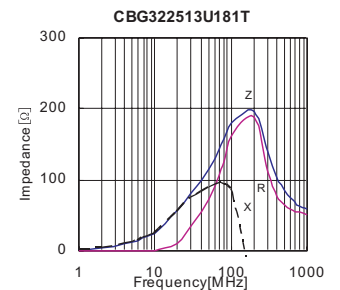
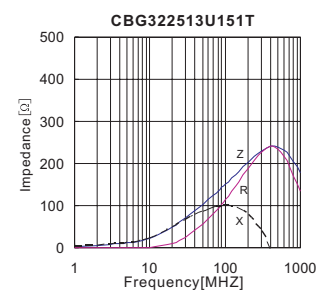
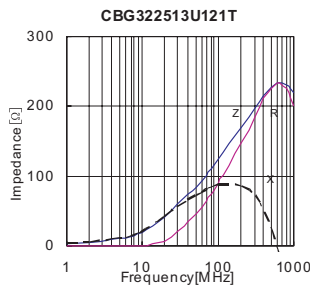
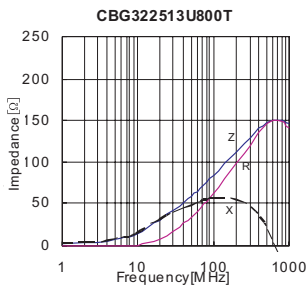
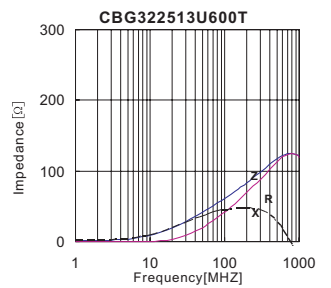
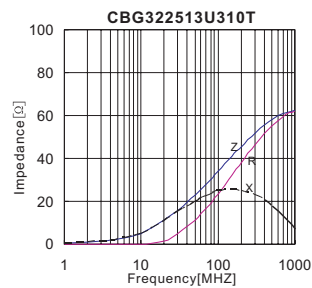
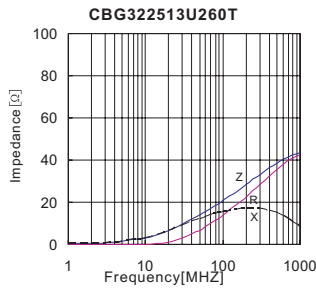
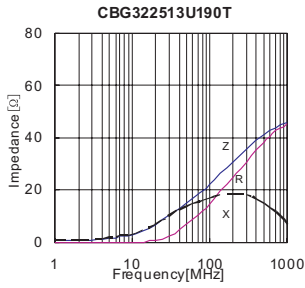
鐵氧體疊層片式磁珠 (普通型)
FERRITE CHIP BEADS



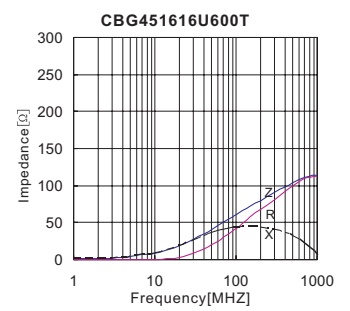
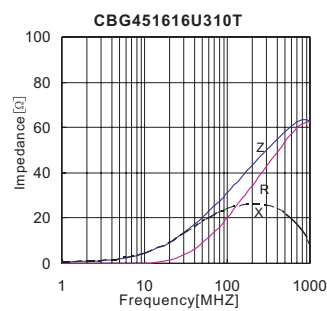
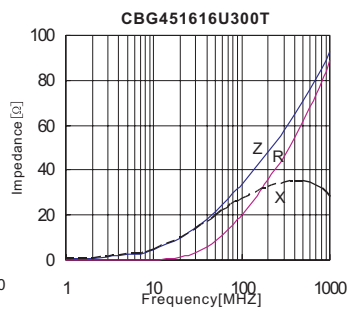
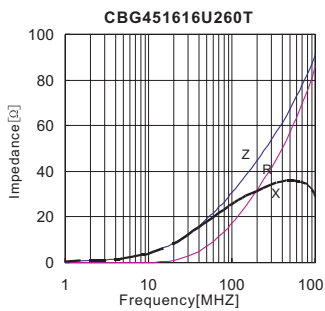
鐵氧體疊層片式磁珠 (普通型)
FERRITE CHIP BEADS
3216 SERIES


鐵氧體疊層片式磁珠 (普通型)
FERRITE CHIP BEADS

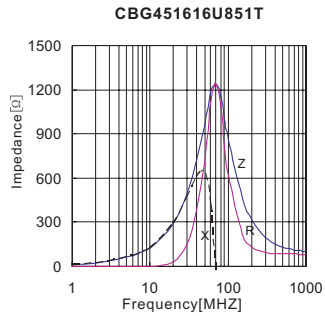
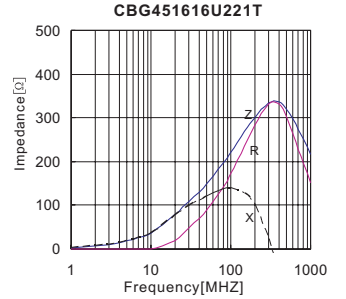
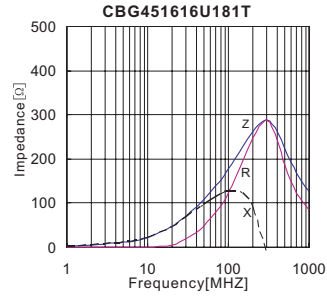
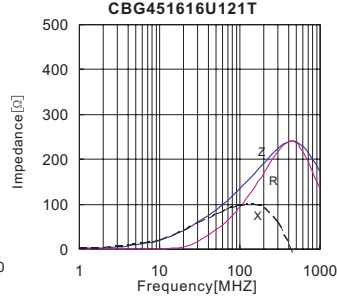
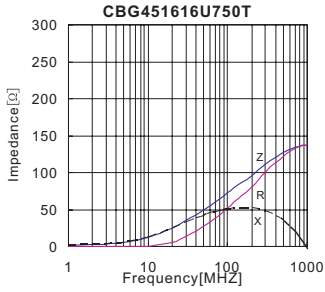
3225SERIES



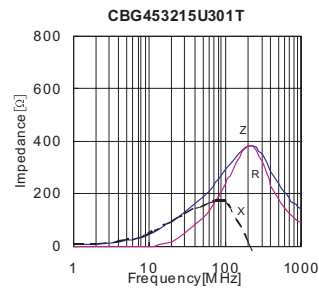
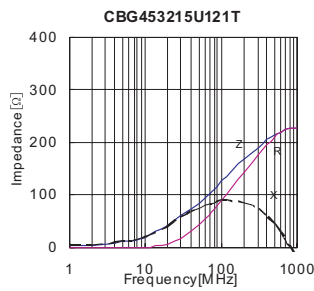
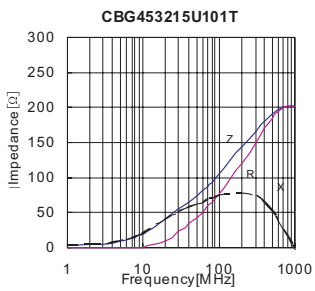
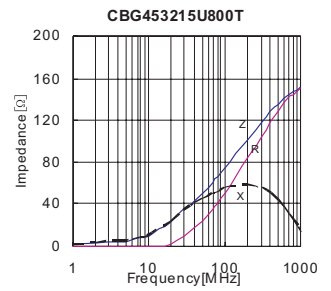
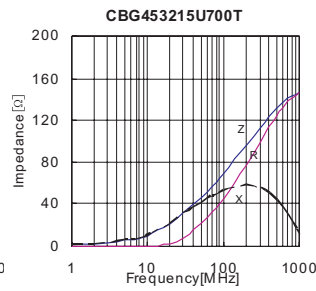
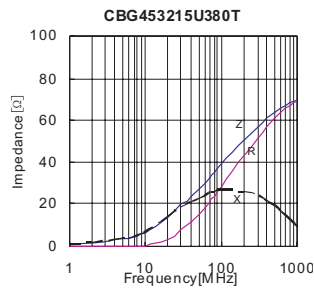
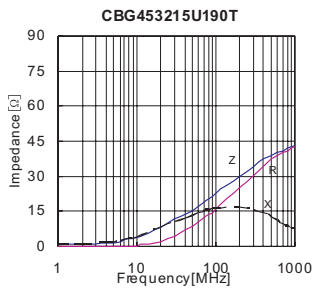
4516SERIES



■ 鐵氧體疊層片式磁珠 (普通型)
FERRITE CHIP BEADS



4532SERIES



X-ON Electronics

Largest Supplier of Electrical and Electronic Components

Click to view similar products for [Ferrite Beads](#) category:

Click to view products by [Fenghua Advanced](#) manufacturer:

Other Similar products are found below :

[CZB1EGTTP700P](#) [CZB1JGTTD152P](#) [CZB1JGTTD601P](#) [CZB2AFTTD800P](#) [CZB2AGTTD121P](#) [CZB2AGTTD601P](#) [CZB2BFTTE600P](#)
[PE-0402FB121ST](#) [NCB0603R301TR050F](#) [NCB0805A320TR050F](#) [NCB-H1206B680TR300F](#) [SMB2.5-1TR](#) [SMB2.5R-2](#) [CZB1EGTTP121P](#)
[CZB1JGTTD102P](#) [CZB1JGTTD121P](#) [CZB1JGTTD221P](#) [CZB1JGTTD600P](#) [CZB2AGTTD301P](#) [CZB2BFTTE301P](#) [CZB2BFTTE601P](#)
[4221R-1](#) [4221R-2](#) [432703041971](#) [EMI0805R-2000](#) [EMI0805R-600](#) [SBY100505T-100Y-N](#) [NCB-GH0402D121TR060F](#) [NCB-](#)
[H1812D125TR150F](#) [CZB2AGTTD102P](#) [NCB0402P301TR005F](#) [NCB0603R152TR030F](#) [NCB0805A121TR050F](#) [NCB3312K900TR500F](#)
[NCB-H0805A102TR150F](#) [NCB-H0805A221TR300F](#) [NCB-H1806E181TR300F](#) [NCB0402P300TR030F](#) [NCB0402P700TR050F](#)
[NCB0805A102TR040F](#) [NCB1806E151TR020F](#) [NCB-H0603R121TR300F](#) [NCB-H0805A220TR600F](#) [NCB-H0805A390TR400F](#) [NCB-](#)
[H1206B121TR300F](#) [NCB-H1206B601TR200F](#) [CIM21J252NE](#) [EMI0805R-220](#) [74279250](#) [7427924](#)