


鐵氧體疊層片式磁珠 (普通型) FERRITE CHIP BEADS

鐵氧體疊層片式磁珠 (普通型) FERRITE CHIP BEADS

| | | |
|-----------------|------|----------|
| OPERATING TEMP. | 1005 | -40~85℃ |
| | 1608 | -40~+85℃ |
| | 2012 | -40~+85℃ |



● 特征 FEATURES

- 在同樣的尺寸下較插裝磁珠可產生較高的阻抗值
- 與傳統的磁珠不同，片式磁珠無引線，只要簡單的安裝到PCB板上就可抑制EMI和RFI
- 磁珠的形狀和尺寸都符合EIA標準，可以利用SMT設備進行自動貼裝
- Under the same size, the multilayer chip beads produce higher impedance than plug-in beads.
- These CBG series have substantial EMI/RFI suppression by simply mounting them onto PCB
- Suitable EIA standard in shape and dimension of chip beads; Can be mounted automatically by SMT equipments.

● 應用 APPLICATIONS

- 用于數據傳輸綫、信號綫、電源部分及回路的抗干擾。
- Redialed noise suppression on digital product clock lines、signal lines and suppression noise on circuit.

● 產品規格型號的表示方法 ORDERING CODE

CBG
①
201209
②
U
③
121
④
T
⑤

| ① 產品代號 Product Code | | ② 規格尺寸(L×W×T) (mm) Dimensions | | ③ 材料代號 Material Code | ④ 阻抗(Ω) Impedance | | ⑤ 包裝方式 Packaging Style | |
|------------------------|---|-------------------------------------|-------------|-------------------------|----------------------|------|---------------------------|---------------------|
| CBG | 疊層片式通用型磁珠 Multilayer ordinary chip beads | 100505 | 1.0×0.5×0.5 | U | 實例 Example | | T | 卷帶盤裝 Tape & Reel |
| | | 160808 | 1.6×0.8×0.8 | | 110 | 11 | B | 散裝 Bulk |
| | | 201209 | 2.0×1.2×0.9 | | 121 | 120 | | |
| | | 321609 | 3.2×1.6×0.9 | | 221 | 220 | | |
| | | 322513 | 3.2×2.5×1.3 | | 102 | 1000 | | |
| | | 451616 | 4.5×1.6×1.6 | | | | | |
| | | 453215 | 4.5×3.2×1.5 | | | | | |

● 外形尺寸 SHAPE AND DIMENSIONS

unit: mm(inch)



| Part No. | L | W | T | D |
|------------------|---------------------------|---------------------------|---------------------------|----------------------------|
| 100505 (0402) | 1.0±0.15 (0.040±0.006) | 0.5±0.15 (0.020±0.006) | 0.5±0.15 (0.020±0.006) | 0.25±0.10 (0.010±0.004) |
| 160808 (0603) | 1.6±0.2 (0.063±0.008) | 0.8±0.2 (0.031±0.008) | 0.8±0.2 (0.031±0.008) | 0.3±0.2 (0.01±0.008) |
| 201209 (0805) | 2.0±0.2 (0.079±0.008) | 1.2±0.2 (0.047±0.008) | 0.9±0.2 (0.035±0.008) | 0.5±0.3 (0.020±0.012) |
| 321609 (1206) | 3.2±0.2 (0.126±0.008) | 1.6±0.2 (0.063±0.008) | 0.9±0.2 (0.035±0.008) | 0.5±0.3 (0.020±0.012) |
| 322513 (1210) | 3.2±0.2 (0.126±0.008) | 2.5±0.2 (0.098±0.008) | 1.3±0.2 (0.051±0.008) | 0.5±0.3 (0.020±0.012) |
| 451616 (1806) | 4.5±0.2 (0.186±0.008) | 1.6±0.2 (0.063±0.008) | 1.6±0.2 (0.063±0.008) | 0.5±0.3 (0.020±0.012) |
| 453215 (1812) | 4.5±0.2 (0.180±0.008) | 3.2±0.2 (0.126±0.008) | 1.5±0.2 (0.060±0.008) | 0.5±0.3 (0.020±0.012) |

• 電性能參數 ELECTRICAL CHARACTERISTICS

1005 TYPE

| Part No. | Impedance(Ω) At 100MHz | DCR (Ω)Max | Ir (mA)Max |
|---------------|------------------------------------|---------------------|------------|
| CBG100505U070 | 0~11 | 0.10 | 300 |
| CBG100505U190 | 12~25 | 0.10 | 300 |
| CBG100505U260 | 26 \pm 25% | 0.15 | 300 |
| CBG100505U310 | 31 \pm 25% | 0.20 | 300 |
| CBG100505U360 | 36 \pm 25% | 0.20 | 300 |
| CBG100505U600 | 60 \pm 25% | 0.35 | 200 |
| CBG100505U101 | 100 \pm 25% | 0.50 | 150 |
| CBG100505U121 | 120 \pm 25% | 0.50 | 150 |
| CBG100505U151 | 150 \pm 25% | 0.55 | 150 |
| CBG100505U201 | 200 \pm 25% | 0.60 | 100 |
| CBG100505U301 | 300 \pm 25% | 0.80 | 100 |
| CBG100505U501 | 500 \pm 25% | 1.1 | 100 |
| CBG100505U601 | 600 \pm 25% | 1.3 | 100 |
| CBG100505U801 | 800 \pm 25% | 1.4 | 50 |
| CBG100505U102 | 1000 \pm 25% | 1.60 | 25 |
| CBG100505U122 | 1200 \pm 25% | 1.80 | 25 |

1608 TYPE

| Part No. | Impedance(Ω) At 100MHz | DCR (Ω)Max | Ir (mA)Max |
|---------------|------------------------------------|---------------------|------------|
| CBG160808U070 | 0~11 | 0.10 | 800 |
| CBG160808U150 | 9~21 | 0.10 | 800 |
| CBG160808U310 | 31 \pm 25% | 0.10 | 500 |
| CBG160808U700 | 70 \pm 25% | 0.20 | 300 |
| CBG160808U800 | 80 \pm 25% | 0.20 | 300 |
| CBG160808U101 | 100 \pm 25% | 0.30 | 200 |
| CBG160808U121 | 120 \pm 25% | 0.30 | 200 |
| CBG160808U151 | 150 \pm 25% | 0.35 | 200 |
| CBG160808U181 | 180 \pm 25% | 0.45 | 200 |
| CBG160808U221 | 220 \pm 25% | 0.45 | 200 |
| CBG160808U301 | 300 \pm 25% | 0.50 | 150 |
| CBG160808U501 | 500 \pm 25% | 0.60 | 150 |
| CBG160808U601 | 600 \pm 25% | 0.60 | 100 |
| CBG160808U801 | 800 \pm 25% | 0.70 | 100 |
| CBG160808U102 | 1000 \pm 25% | 0.80 | 100 |
| CBG160808U122 | 1200 \pm 25% | 0.85 | 100 |
| CBG160808U152 | 1500 \pm 25% | 0.85 | 50 |
| CBG160808U182 | 1800 \pm 25% | 1.10 | 50 |
| CBG160808U202 | 2000 \pm 25% | 1.10 | 50 |

鐵氧體疊層片式磁珠 (普通型)
FERRITE CHIP BEADS

2012 TYPE

| Part No. | Impedance(Ω) At 100MHz | DCR (Ω)Max | I _r (mA)Max |
|---------------|------------------------------------|---------------------|------------------------|
| CBG201209U050 | 0~15 | 0.08 | 900 |
| CBG201209U110 | 7~15 | 0.10 | 900 |
| CBG201209U260 | 26 \pm 25% | 0.10 | 900 |
| CBG201209U310 | 31 \pm 25% | 0.10 | 900 |
| CBG201209U500 | 50 \pm 25% | 0.15 | 900 |
| CBG201209U600 | 60 \pm 25% | 0.15 | 900 |
| CBG201209U800 | 80 \pm 25% | 0.18 | 500 |
| CBG201209U101 | 100 \pm 25% | 0.18 | 400 |
| CBG201209U121 | 120 \pm 25% | 0.20 | 400 |
| CBG201209U151 | 150 \pm 25% | 0.20 | 400 |
| CBG201209U181 | 180 \pm 25% | 0.20 | 300 |
| CBG201209U221 | 220 \pm 25% | 0.20 | 300 |
| CBG201209U301 | 300 \pm 25% | 0.35 | 300 |
| CBG201209U501 | 500 \pm 25% | 0.40 | 300 |
| CBG201209U601 | 600 \pm 25% | 0.40 | 300 |
| CBG201209U801 | 800 \pm 25% | 0.45 | 200 |
| CBG201209U102 | 1000 \pm 25% | 0.45 | 200 |
| CBG201209U122 | 1200 \pm 25% | 0.60 | 100 |
| CBG201209U152 | 1500 \pm 25% | 0.70 | 100 |
| CBG201209U202 | 2000 \pm 25% | 0.90 | 50 |

3216 TYPE

| Part No. | Impedance(Ω) At 100MHz | DCR (Ω)Max | I _r (mA)Max |
|---------------|------------------------------------|---------------------|------------------------|
| CBG321609U050 | 0~15 | 0.10 | 1000 |
| CBG321609U110 | 7~15 | 0.10 | 1000 |
| CBG321609U260 | 26 \pm 25% | 0.10 | 1000 |
| CBG321609U310 | 31 \pm 25% | 0.10 | 1000 |
| CBG321609U600 | 60 \pm 25% | 0.15 | 1000 |
| CBG321609U800 | 80 \pm 25% | 0.15 | 1000 |
| CBG321609U121 | 120 \pm 25% | 0.25 | 1000 |
| CBG321609U151 | 150 \pm 25% | 0.30 | 400 |
| CBG321609U181 | 180 \pm 25% | 0.30 | 400 |
| CBG321609U221 | 220 \pm 25% | 0.35 | 400 |
| CBG321609U301 | 300 \pm 25% | 0.40 | 400 |
| CBG321609U501 | 500 \pm 25% | 0.45 | 300 |
| CBG321609U601 | 600 \pm 25% | 0.45 | 300 |
| CBG321609U801 | 800 \pm 25% | 0.55 | 300 |
| CBG321609U102 | 1000 \pm 25% | 0.55 | 300 |
| CBG321609U122 | 1200 \pm 25% | 0.60 | 100 |

3225 TYPE

| Part No. | Impedance(Ω) At 100MHz | DCR (Ω)Max | Ir (mA)Max |
|---------------|------------------------------------|---------------------|------------|
| CBG322513U190 | 12~25 | 0.10 | 1000 |
| CBG322513U260 | 26 \pm 25% | 0.10 | 1000 |
| CBG322513U310 | 31 \pm 25% | 0.10 | 1000 |
| CBG322513U600 | 60 \pm 25% | 0.15 | 1000 |
| CBG322513U800 | 80 \pm 25% | 0.20 | 400 |
| CBG322513U101 | 100 \pm 25% | 0.20 | 400 |
| CBG322513U121 | 120 \pm 25% | 0.20 | 400 |
| CBG322513U151 | 150 \pm 25% | 0.30 | 400 |
| CBG322513U181 | 180 \pm 25% | 0.40 | 400 |
| CBG322513U221 | 220 \pm 25% | 0.40 | 400 |
| CBG322513U301 | 300 \pm 25% | 0.40 | 400 |
| CBG322515U501 | 500 \pm 25% | 0.40 | 300 |
| CBG322513U601 | 600 \pm 25% | 0.40 | 300 |
| CBG322513U801 | 800 \pm 25% | 0.40 | 300 |
| CBG322513U102 | 1000 \pm 25% | 0.40 | 300 |

4516 TYPE

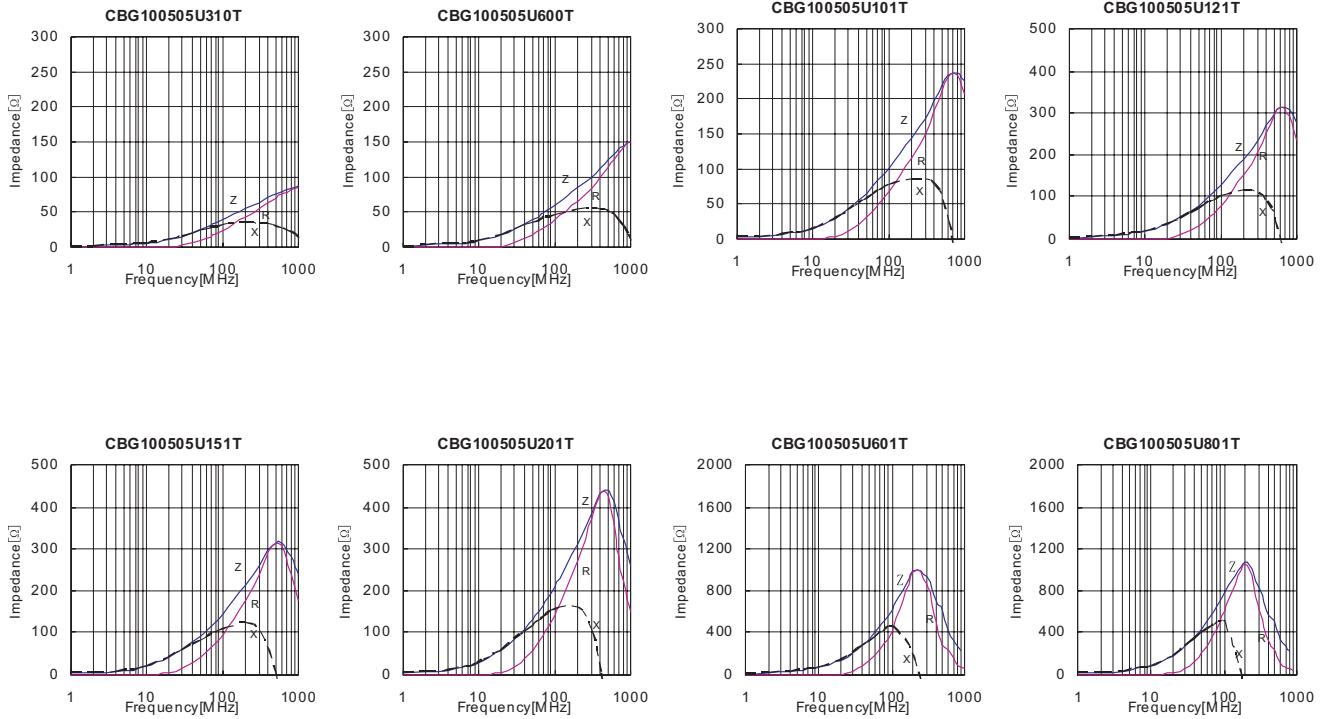
| Part No. | Impedance(Ω) At 100MHz | DCR (Ω)Max | Ir (mA)Max |
|---------------|------------------------------------|---------------------|------------|
| CBG451616U190 | 12~25 | 0.10 | 1000 |
| CBG451616U260 | 26 \pm 25% | 0.10 | 1000 |
| CBG451616U310 | 31 \pm 25% | 0.15 | 1000 |
| CBG451616U600 | 60 \pm 25% | 0.20 | 1000 |
| CBG451616U700 | 70 \pm 25% | 0.25 | 1000 |
| CBG451616U800 | 80 \pm 25% | 0.30 | 1000 |
| CBG451616U900 | 90 \pm 25% | 0.35 | 1000 |
| CBG451616U121 | 120 \pm 25% | 0.40 | 500 |
| CBG451616U151 | 150 \pm 25% | 0.40 | 500 |
| CBG451616U221 | 220 \pm 25% | 0.45 | 500 |
| CBG451616U301 | 300 \pm 25% | 0.45 | 500 |
| CBG451616U501 | 500 \pm 25% | 0.50 | 200 |
| CBG451616U601 | 600 \pm 25% | 0.50 | 200 |
| CBG451616U801 | 800 \pm 25% | 0.55 | 200 |

4532 TYPE

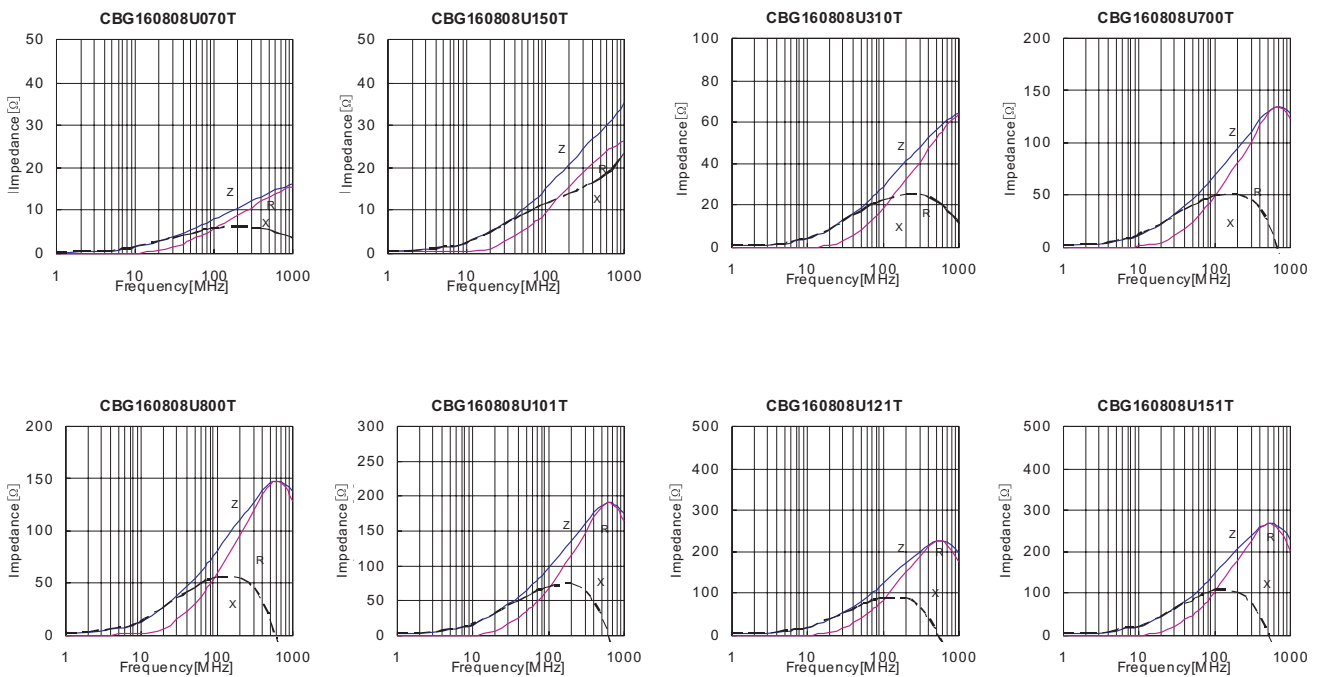
| Part No. | Impedance(Ω) At 100MHz | DCR (Ω)Max | Ir (mA)Max |
|---------------|------------------------------------|---------------------|------------|
| CBG453215U190 | 12~25 | 0.10 | 1000 |
| CBG453215U380 | 38 \pm 25% | 0.15 | 1000 |
| CBG453215U700 | 70 \pm 25% | 0.20 | 1000 |
| CBG453215U800 | 80 \pm 25% | 0.20 | 1000 |
| CBG453215U101 | 100 \pm 25% | 0.20 | 500 |
| CBG453215U121 | 120 \pm 25% | 0.25 | 500 |
| CBG453215U151 | 150 \pm 25% | 0.25 | 500 |
| CBG453215U221 | 220 \pm 25% | 0.30 | 300 |
| CBG453215U301 | 300 \pm 25% | 0.30 | 300 |
| CBG453215U601 | 600 \pm 25% | 0.40 | 200 |
| CBG453215U801 | 800 \pm 25% | 0.45 | 200 |
| CBG453215U102 | 1000 \pm 25% | 0.50 | 200 |

鐵氧體疊層片式磁珠 (普通型)
FERRITE CHIP BEADS

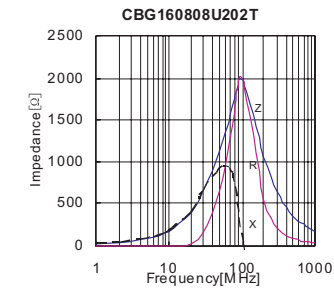
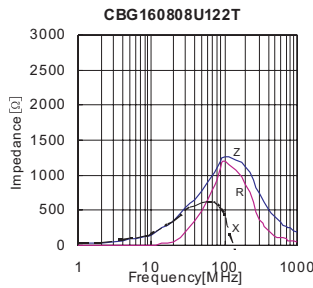
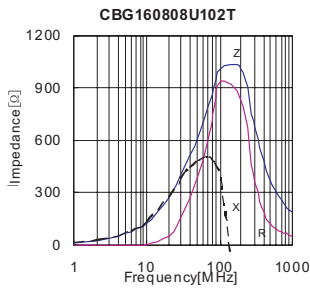
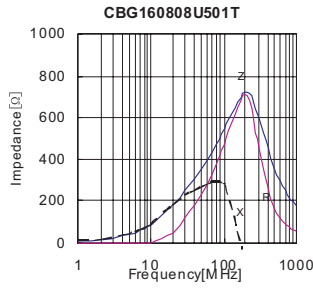
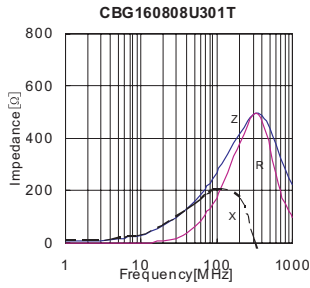
1005 SERIES



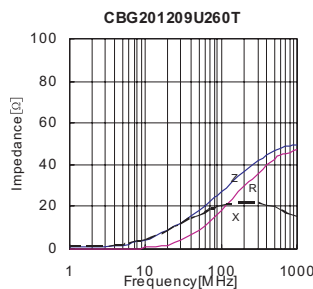
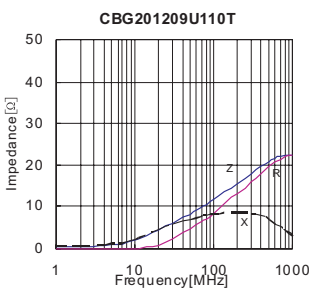
1680 SERIES



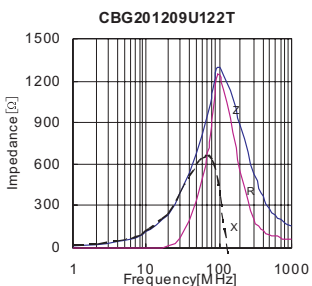
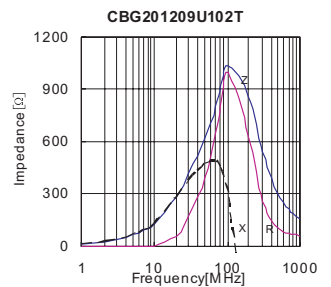
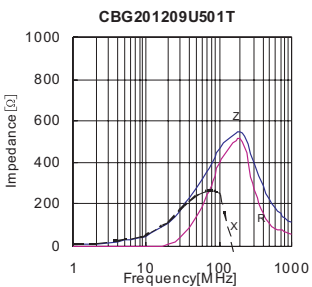
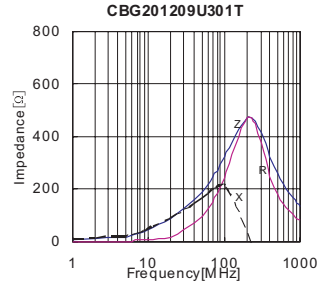
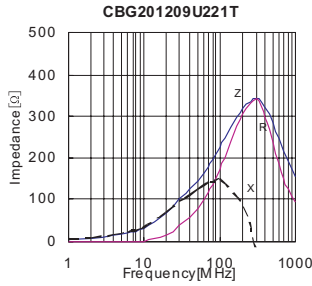
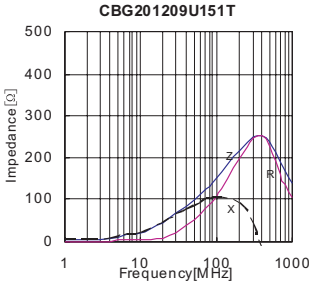
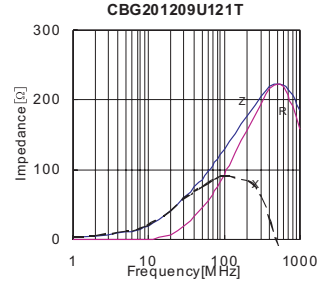
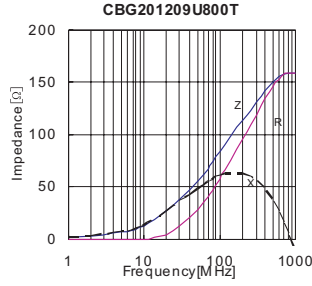
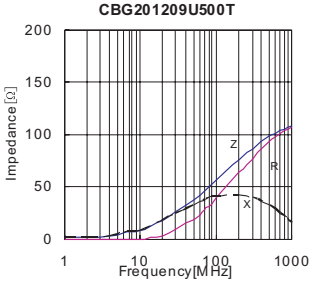
■ 鐵氧體疊層片式磁珠 (普通型)
FERRITE CHIP BEADS



2012 SERIES



鐵氧體疊層片式磁珠 (普通型)
FERRITE CHIP BEADS

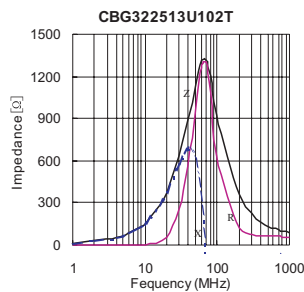
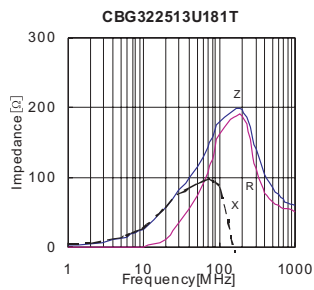
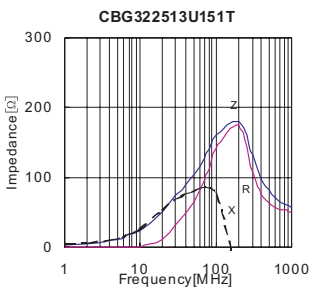
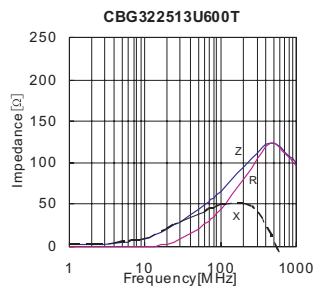
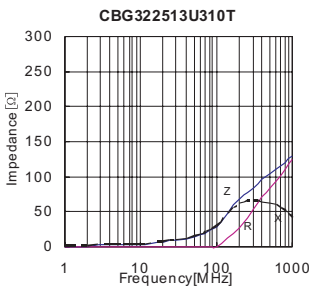
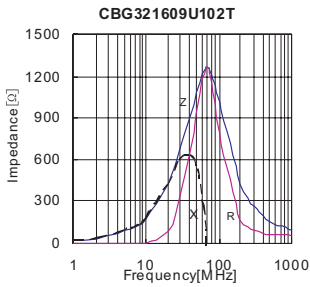


■ 鐵氧體疊層片式磁珠 (普通型)
FERRITE CHIP BEADS

3216SERIES

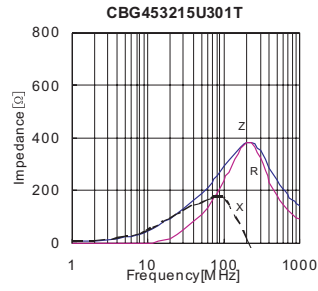
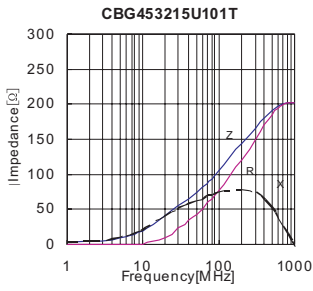
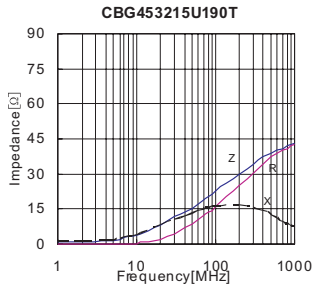


鐵氧體疊層片式磁珠 (普通型)
FERRITE CHIP BEADS



■ 鐵氧體疊層片式磁珠 (普通型)
FERRITE CHIP BEADS

4532SERIES



■ 可靠性測試
RELIABILITY TESTING

| Type | Item | Specified value | Test methods |
|------|-----------------------------|--|---|
| 1 | Operating temperature range | -40 to +125°C | |
| 2 | Storage temperature range | -10 to +40°C | |
| 3 | Solderability | At least 90% of terminal electrode is covered by new solder | Solder temperature: 230±5°C Duration: 4±1S Preheating temperature: 120 to 150°C Preheating time: 60S immersion into the colophony flux for 3 to 5 sec. Flux: immersion into methanol solution with colophony for 3 to 5 sec. Immersion speed: 25mm/sec |
| 4 | Resistance to soldering | Appearance: No significant abnormality. At least 75% of terminal electrode is covered by new solder Impedance change: within ±20% Inductor change: within ±10% | Solder temperature: 260±5°C Duration: 10±0.5S Preheating temperature: 120 to 150°C Preheating time: 60S immersion into the colophony flux for 3 to 5 sec. Flux: immersion into methanol solution with colophony for 3 to 5 sec. Immersion speed: 25mm/sec |
| 5 | Thermal shock | Appearance: No significant abnormality. Impedance change: within ±30% Inductor change: within ±10% Q value change(ferrite):within ±30% Q value change(ceramic):within ±20% | Temperature: -40°C for 30±3min +85°C for 30±3min Transforming interval :max 20 sec Number of cycles: 32  |
| 6 | Loading at low temperature | Appearance: No significant abnormality. Impedance change: within ±20% Inductor change: within ±10% | Temperature: -55±2°C Duration: 500 ⁺²⁴ ₋₀ hrs |
| 7 | Loading at high temperature | Appearance: No significant abnormality. Impedance change: within ±30% Inductor change: within ±10% Q value change(ferrite):within ±30% Q value change(ceramic):within ±20% | Temperature: 85±2°C Duration: 1000 ⁺²⁴ ₋₀ hrs Applied current: Rated current |
| 8 | Loading under Damp Heat | Appearance: No significant abnormality. Impedance change: within ±30% Inductor change : within ±10% Q value change(ferrite):within ±30% Q value change(ceramic):within ±20% | Temperature: 55±2°C Duration: 500 ⁺²⁴ ₋₀ hrs Humidity: 90 to 95%RH Applied current: Rated current |

| Type | Item | Specified value | Test methods | | | | | | | | |
|------|-------------------------------------|---|--|-----|-----|-----|---|-----|-----|-----|---|
| 9 | Vibration | Appearance: No significant abnormality. Impedance change: within $\pm 30\%$ Inductor change: within $\pm 10\%$ Q value change (ferrite): within $\pm 30\%$ Q value change (ceramic): within $\pm 20\%$ | Amplitude: 1.5mm Directions: 2hrs each in X Y Z direction Frequency range: 10 to 55 to 10Hz (min) Aookued firce: 5N force for 1005 and 1608 series. 10N force for 2012、3216、3225、4516、4532 series. Keep time: $10 \pm 1S$ | | | | | | | | |
| 10 | Adhesion of electrode | The termination and body should be no damage | Applied force: 5N force for 1005 and 1608 series. 10N force for 2012、3216、3225、4516、4532series. Keep time : $10 \pm 1S$  | | | | | | | | |
| 11 | Resistance to pressure of substrate | The body shall not be damaged by forces applied on the right. <table border="1" data-bbox="454 1209 949 1288"> <tbody> <tr> <td>d</td> <td>1.3</td> <td>1.3</td> <td>2.0</td> </tr> <tr> <td>w</td> <td>2.0</td> <td>3.0</td> <td>4.0</td> </tr> </tbody> </table> | d | 1.3 | 1.3 | 2.0 | w | 2.0 | 3.0 | 4.0 |  |
| d | 1.3 | 1.3 | 2.0 | | | | | | | | |
| w | 2.0 | 3.0 | 4.0 | | | | | | | | |

Note: When there are questions concerning, measurement shall be made after 24 ± 2 hrs of recovery under the standard condition.

包裝PACKAGING

(VHF、CMI、CBG、CBW、CBH、CBY、CBA、CBM SERIES)

STANDAE QUANTITY

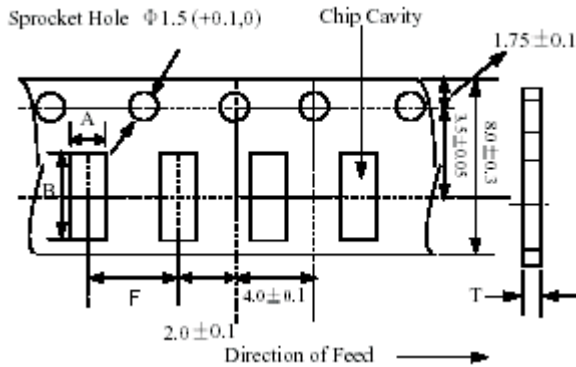
| Type | 1000505 | 160808 | 201209 | 321609 | 321611 | 322513 | 451616 | 453215 | 321609 (磁珠排) |
|---------------|---------|--------|--------|--------|--------|--------|--------|--------|-----------------|
| Quantity(pcs) | 10000 | 4000 | 4000 | 4000 | 3000 | 3000 | 5000 | 3000 | 3000 |

TAPING DRAWINGS



TAPING DIMENSIONS (UNIT: mm)

Paper tape



| Part NO. | A | B | F | T |
|----------|----------------|----------------|----------------|---------|
| 100505 | 0.65 ± 0.1 | 1.15 ± 0.1 | 2.0 ± 0.05 | 0.62max |
| 160808 | 1.1 ± 0.1 | 1.9 ± 0.1 | 4.0 ± 0.05 | 1.1max |
| 201209 | 1.5 ± 0.1 | 2.3 ± 0.1 | 4.0 ± 0.05 | 1.1max |
| 321609 | 1.9 ± 0.1 | 3.5 ± 0.1 | 4.0 ± 0.05 | 0.97max |

Embossed tape



| | 2012 | 3216 | 3225 | 4516 | 4532 | 3216(磁珠排) |
|-------------------|-------------------------------------|-------------------------------------|-------------------------------------|-------------------------------------|-------------------------------------|-------------------------------------|
| W | 8.1+/-0.2 | 8.1+/-0.2 | 8.1+/-0.2 | 12.0+/-0.2 | 12.0+/-0.2 | 8.1+/-0.2 |
| P | 4.0+/-0.10 | 4.0+/-0.10 | 4.0+/-0.10 | 4.0+/-0.10 | 8.0+/-0.10 | 4.0+/-0.10 |
| E | 1.75+/-0.10 | 1.75+/-0.10 | 1.75+/-0.10 | 1.75+/-0.10 | 1.75+/-0.10 | 1.75+/-0.10 |
| F | 3.50+/-0.10 | 3.50+/-0.10 | 3.50+/-0.10 | 5.50+/-0.10 | 5.50+/-0.10 | 3.50+/-0.10 |
| D | 1.55+/-0.05 | 1.55+/-0.05 | 1.55+/-0.05 | 1.55+/-0.05 | 1.55+/-0.05 | 1.55+/-0.05 |
| D1 | 1.50 ^{+0.25} ₋₀ | 1.50 ^{+0.25} ₋₀ | 1.50 ^{+0.25} ₋₀ | 1.50 ^{+0.25} ₋₀ | 1.50 ^{+0.25} ₋₀ | 1.50 ^{+0.25} ₋₀ |
| P ₀ | 4.0+/-0.10 | 4.0+/-0.10 | 4.0+/-0.10 | 4.0+/-0.10 | 4.0+/-0.10 | 4.0+/-0.10 |
| P ₀ 10 | 40.0+/-0.20 | 40.0+/-0.20 | 40.0+/-0.20 | 40.0+/-0.20 | 40.0+/-0.20 | 40.0+/-0.20 |
| P2 | 2.0+/-0.05 | 2.0+/-0.05 | 2.0+/-0.05 | 2.0+/-0.05 | 2.0+/-0.05 | 2.0+/-0.05 |
| A ₀ | 1.52+/-0.10 | 1.90+/-0.10 | 2.80+/-0.10 | 1.93+/-0.10 | 3.66+/-0.10 | 1.90+/-0.10 |
| B ₀ | 2.41+/-0.10 | 3.51+/-0.10 | 3.50+/-0.10 | 4.95+/-0.10 | 4.95+/-0.10 | 3.51+/-0.10 |
| t | 0.23+/-0.10 | 0.23+/-0.10 | 0.23+/-0.10 | 0.23+/-0.10 | 0.23+/-0.10 | 0.23+/-0.10 |
| K ₀ | 1.35+/-0.10 | 1.27+/-0.10 | 1.55+/-0.10 | 1.85+/-0.10 | 1.74+/-0.10 | 1.10+/-0.10 |

• REEL DIMENSIONS(UNIT:mm)

| | A | B | C | N | G |
|-------|---------|--------|----------|--------|----|
| CF-8 | 178±2.0 | 22±2.0 | 12.5±1.5 | 57±2.0 | 8 |
| CF-12 | 330±2.0 | 22±2.0 | 12.5±1.5 | 98±2.0 | 12 |



• LEADER AND BLANK PORTION



• PEELING OFF FORCE : 0.05 to 0.7N in the direction show below.



X-ON Electronics

Largest Supplier of Electrical and Electronic Components

Click to view similar products for [Ferrite Beads](#) category:

Click to view products by [Fenghua Advanced](#) manufacturer:

Other Similar products are found below :

[CZB1JGTTD152P](#) [CZB2AFTTD800P](#) [CZB2AGTTD121P](#) [PE-0402FB121ST](#) [AB 3X2X3SM](#) [DER0705-2.2](#) [NCB0603R301TR050F](#)
[NCB0805A320TR050F](#) [NCB-H1206B680TR300F](#) [CZB1JGTTD221P](#) [CZB1JGTTD600P](#) [CZB2AGTTD301P](#) [CZB2BFTTE301P](#)
[CZB2BFTTE601P](#) [4221R-1](#) [EMI0805R-600](#) [SBY100505T-100Y-N](#) [NCB-GH0402D121TR060F](#) [NCB0402P301TR005F](#)
[NCB0603R152TR030F](#) [NCB0805A121TR050F](#) [NCB0805A301TR070F](#) [NCB3312K900TR500F](#) [NCB-H0805A221TR300F](#)
[NCB0402P221TR030F](#) [NCB0805A102TR040F](#) [NCB1806E151TR020F](#) [NCB-H0402P100TR200F](#) [NCB-H0603R121TR300F](#) [NCB-](#)
[H0805A220TR600F](#) [NCB-H1206B601TR200F](#) [CZB1JGTTD202P](#) [CBH160808W221T](#) [WLBD1005HCU330TL](#) [WLBD2012HCU121TH](#)
[WLBD2012HCU221TH](#) [WQBD1608HCU121TH](#) [WLBD1608K2U252TB](#) [VLU0810-102KBC12](#) [WLBD1608K2U800TP](#) [BMB2A0080AN4](#)
[SZ1608F470TF](#) [FBSHC0805-331-302R](#) [HFJ100505T-601Y-N](#) [HFY100505T-221Y-N](#) [PBY201209T-110Y-N](#) [SBY060303T-121Y-N](#)
[SBY100505T-750Y-N](#) [BBPY00100505102Y00](#) [BBSY00060303100Y00](#)