

■ 绕线片式共模滤波器

Wire Wound Chip Common Mode Choke Coils



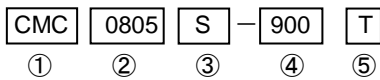
◆ 特征 Feature

- * 体积小, 适合高密度表面贴装
Minature Size,Suitable For SMT.
- * 采耦合系数大, 对高速差分信号影响小;对高频共模噪声有良好的抑制作用
Nusing With Large Coupling Coefficient,Little Impact On High-speed Differential Signal;
Prevention Of Common Mode Noise At High Frequency.
- * 对不同的噪声水平和信号频率, 有 67Ω~2200Ω 可供选择。
67Ω~2200Ω Are Optional For Different Noise Level And Signal Frequency.

◆ 应用 Application

- * 视电脑及外设的 USB 线
USB Lines Of PC,Peripheral Equipments.
- * 笔记本电脑、LCD 的 LVDS 线
LVDS Lines Of Note PC,LCD.
- * 数码 AV 设备等的 USB 线
USB Lines Of Small Digital AV Equipment,etc.

◆ 型号表示法 Part Number



①产品类型 Product Typel:

CMC: 绕线片式共模滤波器系列

FHW: Wire Wound Chip Common Mode Choke Coils Series

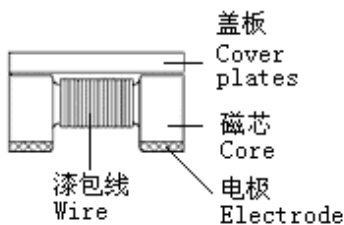
②尺寸 Dimensions: 0805(2.0×1.2mm)、1206(3.2×1.6mm)

③设计代号 Desing Symbol: S—电磁屏蔽型 Magnetically Shielded

④标称阻抗 Impedance: 900=90Ω; 371=370Ω; 102=1000Ω;

⑤包装 Packaging: T: 编带包装 Tape & Reel B: 散装 Bulk

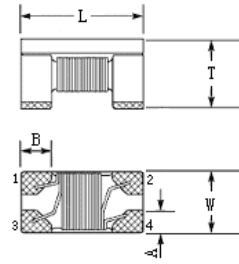
◆ 产品结构 Product Structure



◆规格尺寸 Dimension

单位 Unit: mm

Size	L	W	T	A	B
0805	2.0±0.2	1.2±0.2	1.2±0.2	0.45	0.45
1206	3.2±0.2	1.6±0.2	1.8±0.2	0.6	0.6


◆电性能参数 ELECTRICAL CHARACTERISTICS

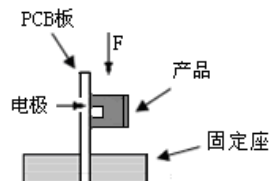
0805 Type

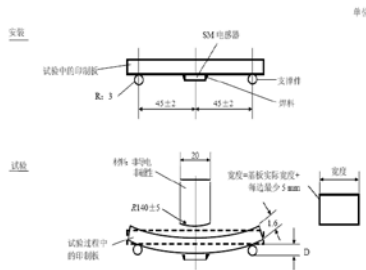
规格型号 Part NO.	共模阻抗 Common Mode Impedance @100MHz(Ω)	直流电阻 Rdc(Ω) Max	额定电流 Idc(mA) Max	额定电压 Vdc(V) Max	绝缘电阻 IR(MΩ) min
CMC0805S-670T	67±25%	0.25	400	50	10
CMC0805S-750T	75±25%	0.30	400	50	10
CMC0805S-900T	90±25%	0.35	330	50	10
CMC0805S-121T	120±25%	0.30	370	50	10
CMC0805S-181T	180±25%	0.35	330	50	10
CMC0805S-261T	260±25%	0.40	300	50	10
CMC0805S-301T	300±25%	0.42	290	50	10
CMC0805S-371T	370±25%	0.45	280	50	10
CMC0805S-451T	450±25%	0.50	250	50	10
CMC0805S-601T	600±25%	0.60	220	50	10
CMC0805S-801T	800±25%	0.90	150	50	10
CMC0805S-901T	900±25%	0.90	150	50	10

1206 Type

规格型号 Part NO.	共模阻抗 Common Mode Impedance @100MHz(Ω)	直流电阻 Rdc(Ω) Max	额定电流 Idc(mA) Max	额定电压 Vdc(V) Max	绝缘电阻 IR(MΩ) min
CMC1206S-900T	90±25%	0.30	370	50	10
CMC1206S-161T	160±25%	0.40	340	50	10
CMC1206S-261T	260±25%	0.50	310	50	10
CMC1206S-371T	370±25%	0.50	300	50	10
CMC1206S-601T	600±25%	0.80	260	50	10
CMC1206S-801T	800±25%	0.90	240	50	10
CMC1206S-102T	1000±25%	1.00	230	50	10
CMC1206S-142T	1400±25%	1.00	220	50	10
CMC1206S-202T	2000±25%	1.20	200	50	10
CMC1206S-222T	2200±25%	1.20	200	50	10

◆可靠性测试方法 Reliability Test Method

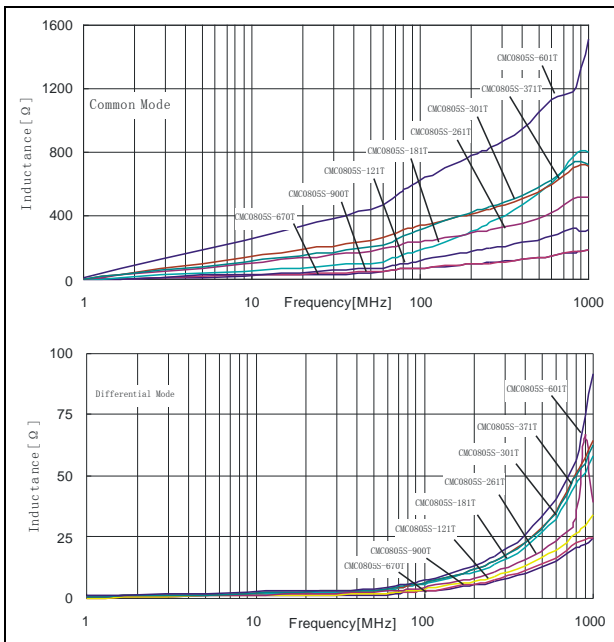
序号 No.	项目 Items	要求 Requirements	试验方法及备注 Test Methods and Remarks										
1	可焊性 Solder ability	①外观无可见损伤痕迹; No visible mechanical damage. ②端电极表面焊锡覆盖率。 Electrode surface solder coverage. CMC series: $\geq 80\%$ 。	在 $245\pm 5^{\circ}\text{C}$ 熔融的焊锡 (96.5%Sn/3.0%Ag/0.5%Cu) 中浸置 $5\pm 1\text{s}$ 。 Dip pads in flux and dip in solder pot(96.5Sn/3.0Ag/0.5Cu)at $245\pm 5^{\circ}\text{C}$ for $5\pm 1\text{s}$.										
2	耐焊接热 Resistance to Soldering	①外观无可见损伤痕迹; No visible mechanical damage. ②阻抗变化不超过 $\pm 20\%$; Impedance shall not change more than $\pm 20\%$ 。	在 $260\pm 5^{\circ}\text{C}$ 熔融的焊锡 (96.5%Sn/3.0%Ag/0.5%Cu) 中浸置 $10\pm 1\text{s}$ 。 Dip pads in flux and dip in solder pot(96.5Sn/3.0Ag/0.5Cu)at $260\pm 5^{\circ}\text{C}$ for $10\pm 1\text{s}$.										
3	振动 Vibration	①外观无可见损伤痕迹; No visible mechanical damage. ②阻抗变化不超过 $\pm 20\%$; Impedance shall not change more than $\pm 20\%$ 。	振幅 1.5mm, 频率 10~55Hz, 每个方向(X、Y、Z)保持 2 小时。Inductors shall be subjected to vibration of 1.5mm amplitude frequency 10~55Hz (10Hz to 55Hz to 10Hz in a period of 1 minute) for 2h in each of three(X、Y、Z) axes.										
4	端电极强度 Adhesion of electrode	①试验后端电极无脱落; The end electrode did not fall off after the test. ②外观无可见损伤痕迹。 No visible mechanical damage.	将产品焊在 PCB 板上, 按下图、表所示方向及要求施加作用力。Weld the product on the PCB board, and apply force as shown in the diagram, direction and requirement.  <table border="1" data-bbox="981 1467 1460 1691"> <thead> <tr> <th>尺寸规格 Size</th> <th>施加力要求</th> </tr> </thead> <tbody> <tr> <td>0805 Series</td> <td>5 N</td> </tr> <tr> <td>1206 Series</td> <td>10 N</td> </tr> <tr> <td colspan="2">Keep time: (10\pm1)s</td> </tr> <tr> <td colspan="2">Speed: 1.0 mm/s.</td> </tr> </tbody> </table>	尺寸规格 Size	施加力要求	0805 Series	5 N	1206 Series	10 N	Keep time: (10 \pm 1)s		Speed: 1.0 mm/s.	
尺寸规格 Size	施加力要求												
0805 Series	5 N												
1206 Series	10 N												
Keep time: (10 \pm 1)s													
Speed: 1.0 mm/s.													
5	耐低温 Low temperature resistance	①外观无可见损伤痕迹; No visible mechanical damage. ②阻抗变化不超过 $\pm 20\%$; Impedance shall not change more than $\pm 20\%$ 。	在温度 $-40\pm 2^{\circ}\text{C}$ 的环境中存放 1000^{+24}_{-0} h Component shall be subjected to $-40\pm 2^{\circ}\text{C}$ for 1000^{+24}_{-0} h.										

6	<p>耐高温 High temperature resistance</p>	<p>①外观无可见损伤痕迹; No visible mechanical damage.</p> <p>②阻抗变化不超过±20%; Impedance shall not change more than ±20%.</p>	<p>在温度-85±2°C的环境中存放 1000⁺²⁴₋₀ h</p> <p>Component shall be subjected to -85±2°C for 1000⁺²⁴₋₀ h.</p>
7	<p>温度冲击 Temperature Shock</p>	<p>①外观无可见损伤痕迹; No visible mechanical damage.</p> <p>②阻抗变化不超过±20%; Impedance shall not change more than ±20%.</p>	<p>+85°C 30 分钟 ↔ -40°C 30 分钟, 循环 100 次; +85°C 30minutes ↔ -40°C 30minutes 100 Cycles.</p>
8	<p>高温负载 High temperature load</p>	<p>①外观无可见损伤痕迹; No visible mechanical damage.</p> <p>②阻抗变化不超过±20%; Impedance shall not change more than ±20%.</p>	<p>产品加额定电流在 85±2°C温度条件下存放 1000⁺²⁴₋₀ h</p> <p>shall be store at 85±2°C for 1000⁺²⁴₋₀ h with rated current applied.</p>
9	<p>恒定湿热 Static Humidity</p>	<p>①外观无可见损伤痕迹; No visible mechanical damage.</p> <p>②阻抗变化不超过±20%; Impedance shall not change more than ±20%.</p>	<p>在于湿度 90%~95%,温度 60±2°C的环境中存放 1000⁺²⁴₋₀ h</p> <p>shall be subjected to 90%~95%RH,at 60±2°C for 1000⁺²⁴₋₀ h</p>
10	<p>抗弯强度 Bending strength</p>	<p>外观无可见损伤痕迹; No visible mechanical damage.</p>	<p>①将电感器安装于试验基板上; 在垂直方向施加力(如下图所示)。Install the inductor on the test substrate; Apply force in the vertical direction (as shown below).</p> <p>②该板应在(1±0.5) mm/s 的弯曲速率向下弯曲(2±0.2) mm, 保持时间(20±1) s。The epoxy plate should bend down to (2±0.2) mm at the bending rate of (1±0.5) mm/s, Keep time (20±1) sec.</p>  <p>单位为毫米</p>

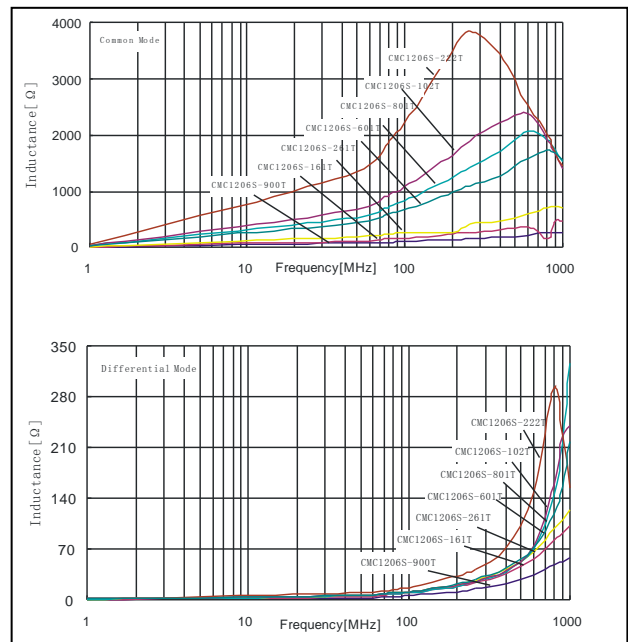
11	耐溶剂性 Solvent Resistance	①外观无可见损伤痕迹; No visible mechanical damage. ②阻抗变化不超过±20%; Impedance shall not change more than ±20%.	将元件浸泡在 23±5°C 的异丙醇溶液中, 保持 5±0.5 分钟。 Soak in the element 23±5°C in isopropyl alcohol solution, keep 5±0.5 min.
12	绝缘电阻 Insulation Resistance	CMC series: ≥10 MΩ	两绕组间施加额定电压, 持续一分钟。 The rated voltage is applied between the two windings for a minute.

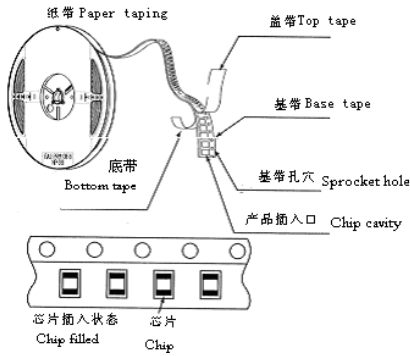
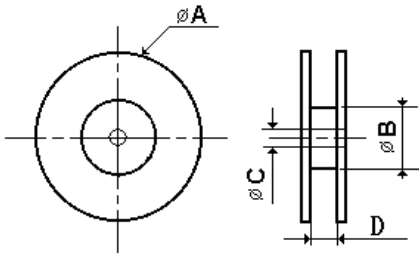
◆产品特性曲线图 Product Characteristic Curve

0805 Type.

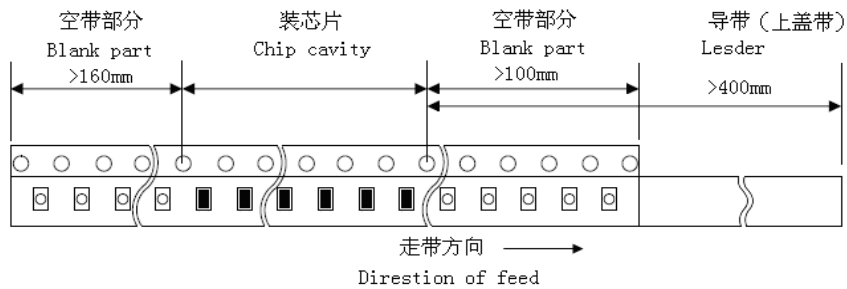
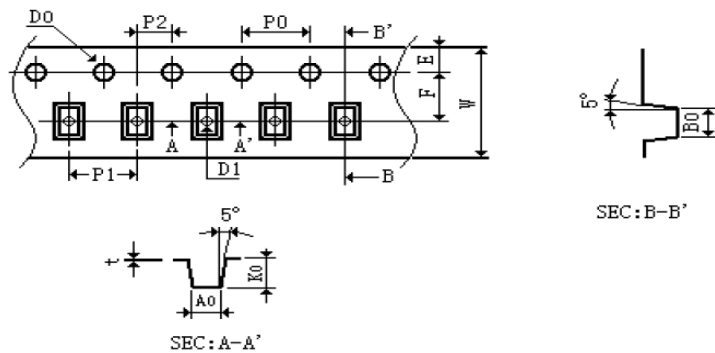


1206 Type.



◆包装 Packaging
***编带图 Taping drawings**

***卷盘尺寸 Reel dimensions (Unit:mm)**


Part NO.	ϕA typ.	ϕB typ.	ϕC typ.	D typ.
0805-1206	178	60	13	8.4

***导带及空格部分 Leader and blank portion**

***编带尺寸 Taping dimensions (Unit: mm)**
塑料胶带 EMBOSED tape


Part NO.	W	E	F	D0	D1	P0	P1	P2	P0×10	t	A0	B0	K0
0805	8.00	1.75	3.50	1.50	0.65	4.00	4.00	2.00	40.00	0.23	1.50	2.25	1.40
1206	8.00	1.75	3.50	1.50	0.65	4.00	4.00	2.00	40.00	0.23	1.90	3.55	2.00

*包装数量 (单位: 粒) Packaging number (Unit: Pcs)

类型 Size		0805	1206
每卷数量 Per Reel		3000	2000
每盒数量 Per Box	3 卷盒	9000	6000
	5 卷盒	15000	10000
每箱数量 Per Case	1.5 盒箱	45000	30000
	2 盒箱	60000	40000
	3 盒箱	90000	60000
	4 盒箱	120000	80000
	6 盒箱	180000	120000

X-ON Electronics

Largest Supplier of Electrical and Electronic Components

Click to view similar products for [Common Mode Chokes / Filters](#) *category:*

Click to view products by [Fenghua Advanced](#) *manufacturer:*

Other Similar products are found below :

[PE-64683](#) [RD5122-6-9M6](#) [RD6137-6-7M5](#) [RD8147-16-3M0](#) [ST6118T-R](#) [FE3X025-10-7NL](#) [RD7147-25-0M7](#) [TCM0806G-350-2P-T](#)
[TCM0806G-650-2P-T](#) [IND-0110](#) [UAL21VR0802000](#) [UALSC023000000](#) [UALSC1020JH000](#) [UALSU10VD20010](#) [UALSU9VD070100](#) [36-00037](#) [UALW21HS072450](#) [UALSU9H0208000](#) [UAL24VK06450CH](#) [PLT10HH501100PNB](#) [PLT10HH401100PNB](#) [PLT10HH1026R0PNB](#)
[36-00029-01](#) [PE-67531](#) [TLH10UB](#) [113 0R5](#) [2752045447](#) [7351V](#) [CMF16-153131](#) [RD7147-6-6M0](#) [T8116NLT](#) [FE2X10-4-2NL](#) [36-00029-07](#)
[T8003NLT](#) [CTX01-13663](#) [CTX66-19521-R](#) [RC212-0.5-10M](#) [RC112-0.4-15M](#) [RC212-0.6-6M8](#) [RC212-0.4-15M](#) [RC112-0.3-30M](#)
[WTCF2012Z0M751PB](#) [PH9408.814NLT](#) [PAC6006.364NLT](#) [PAC6006.444NLT](#) [PAC6006.204NLT](#) [PH9407.204NLT](#) [PAC6006.264NLT](#)
[PH9408.105NLT](#) [PH9408.494NLT](#) [PAC6006.104NLT](#)