


■ 叠层片式铁氧体电感器 Multilayer Chip Ferrite Inductors



◆ 特征

Feature

- * 体积小
Miniature volume.
- * 漏磁小，不产生耦合，可靠性高
No cross coupling between inductors due to low magnetic shield and high reliability.
- * 无引线，不产生跟踪性，适合高密度表面贴装
No lead, ideal for high density SMT installation, with no directionality.
- * 优良的可焊性及耐热冲击性，适合回流焊
Superior solderability and resistance to soldering heat, suitable for reflow soldering.

◆ 应用

Application

- * 智能手机、平板终端、数码相机、摄像机、硬盘、电源模块等；用于手机、可穿戴设备、DVCs、HDDs 等 DC-DC 转换电路。
Smartphones, tablet terminals, digital cameras, camcorders, hard disks, power modules, etc.; for DC-DC conversion circuits in mobile phones, wearable devices, DVCs, HDDs, etc..

◆ 型号表示法

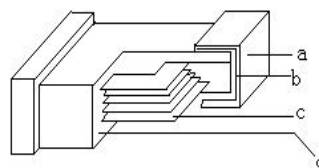
Part Number



① 产品代号 Product Code		② 规格尺寸(L×W×T) Dimensions (mm)		③ 材料代号 Material Code	④ 感量(μH) Inductance		⑤ 误差 Tolerance	⑥ 包装方式 Packaging Style	
CMI	叠层片式铁氧体电感器	100505	1.0×0.5×0.5	V	示例 Example		K ±10%	T	卷带盘装
	Multilayer Chip Ferrite Inductors	160808	1.6×0.8×0.8	U	47N	0.047	M ±20%	B	Tape & Reel
		201209	2.0×1.2×0.9	J	R10	0.10			散装 Bulk
		321609	3.2×1.6×0.9	X	1R0	1.0			
		321611	3.2×1.6×1.1		N=0.0(nH)				
		322513	3.2×2.5×1.3		R=0.0(μH)				
	453215	3.2×1.6×1.5							

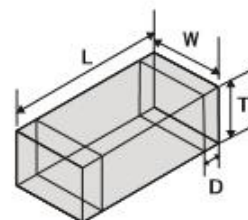
◆ 产品结构 Product Structure

- a. 银层 Ag layer
- b. 镀层 Ni/Sn plating
- c. 内电极 Inner electrode
- d. 瓷体 Body



◆规格尺寸
Dimension

Part No	L(mm)	W(mm)	T(mm)	D(mm)
100505 (0402)	1.0±0.15 (0.040±0.006)	0.5±0.15 (0.020±0.006)	0.5±0.15 (0.020±0.006)	0.25±0.1 (0.010±0.004)
160808 (0603)	1.6±0.20 (0.063±0.008)	0.8±0.20 (0.031±0.008)	0.8±0.20 (0.031±0.008)	0.3±0.2 (0.01±0.008)
201209 (0805)	2.0±0.20 (0.079±0.008)	1.2±0.20 (0.047±0.008)	0.9±0.20 (0.035±0.008)	0.5±0.3 (0.020±0.012)
321609 (1206)	3.2±0.20 (0.126±0.008)	1.6±0.20 (0.063±0.008)	0.9±0.20 (0.035±0.008)	0.5±0.3 (0.020±0.012)
321611 (1208)	3.2±0.20 (0.126±0.008)	1.6±0.20 (0.063±0.008)	1.1±0.20 (0.043±0.008)	0.5±0.3 (0.020±0.012)
322513 (1210)	3.2±0.20 (0.126±0.008)	2.5±0.20 (0.098±0.008)	1.3±0.20 (0.051±0.008)	0.5±0.3 (0.020±0.012)
453215 (1812)	4.5±0.20 (0.180±0.008)	3.2±0.20 (0.126±0.008)	1.5±0.20 (0.060±0.008)	0.5±0.3 (0.020±0.012)


◆电性能参数
Electrical Characteristics

1005 Type

型号 Part NO	误差范围 Tolerance	标称感量 Inductance (μH)	Q 值 (min)	测试频率 Test frequency(MHz)	直流电阻 DCR (Ω)Max	自谐振频率 SRF(MHz)min	额定电流 Ir (mA)Max
CMI100505V47NKT	±10%	0.047	10	50	0.45	220	25
CMI100505V56NKT	±10%	0.056	10	50	0.45	210	25
CMI100505V68NKT	±10%	0.068	10	50	0.45	210	25
CMI100505V82NKT	±10%	0.082	10	50	0.45	200	25
CMI100505VR10KT	±10%	0.10	15	25	0.70	200	25
CMI100505VR12KT	±10%	0.12	15	25	0.70	165	25
CMI100505VR15KT	±10%	0.15	15	25	0.80	140	25
CMI100505VR18KT	±10%	0.18	15	25	0.80	120	25
CMI100505VR22KT	±10%	0.22	15	25	1.00	110	25
CMI100505VR27KT	±10%	0.27	15	25	1.20	95	25
CMI100505VR33KT	±10%	0.33	15	25	1.20	85	25
CMI100505UR39KT	±10%	0.39	15	10	1.30	70	20
CMI100505UR47KT	±10%	0.47	15	10	1.50	68	20
CMI100505UR56KT	±10%	0.56	15	10	2.00	55	20
CMI100505UR68KT	±10%	0.68	15	10	2.30	50	20
CMI100505UR82KT	±10%	0.82	15	10	3.00	45	18
CMI100505U1R0KT	±10%	1.0	20	10	0.90	40	25
CMI100505U1R2KT	±10%	1.5	20	10	1.20	35	25
CMI100505U1R5KT	±10%	1.8	20	10	1.30	30	20

型号 Part NO	误差范围 Tolerance	标称感量 Inductance (μH)	Q 值 (min)	测试频率 Test frequency(MHz)	直流电阻 DCR (Ω)Max	自谐振频率 SRF(MHZ)min	额定电流 Ir (mA)Max
CMI100505U1R8KT	±10%	2.2	20	10	1.40	30	20

1608 Type

型号 Part NO	误差范围 Tolerance	标称感量 Inductance (μH)	Q 值 (min)	测试频率 Test frequency(MHz)	直流电阻 DCR (Ω)Max	自谐振频率 SRF(MHZ)min	额定电流 Ir (mA)Max
CMI160808V47NKT	±10%	0.047	15	50	0.20	260	50
CMI160808V56NKT	±10%	0.056	15	50	0.20	260	50
CMI160808V68NKT	±10%	0.068	15	50	0.20	250	50
CMI160808V82NKT	±10%	0.082	15	50	0.20	245	50
CMI160808VR10KT	±10%	0.10	20	25	0.25	240	50
CMI160808VR12KT	±10%	0.12	20	25	0.30	205	50
CMI160808VR15KT	±10%	0.15	20	25	0.30	180	50
CMI160808VR18KT	±10%	0.18	20	25	0.30	165	50
CMI160808VR22KT	±10%	0.22	20	25	0.40	150	50
CMI160808VR27KT	±10%	0.27	20	25	0.45	136	50
CMI160808VR33KT	±10%	0.33	20	25	0.50	125	50
CMI160808VR39KT	±10%	0.39	20	25	0.60	110	50
CMI160808VR47KT	±10%	0.47	20	25	0.70	105	50
CMI160808VR56KT	±10%	0.56	20	25	0.70	95	50
CMI160808VR68KT	±10%	0.68	20	25	0.90	90	50
CMI160808VR82KT	±10%	0.82	20	25	1.00	85	50
CMI160808U1R0KT	±10%	1.0	25	10	0.50	75	25
CMI160808U1R2KT	±10%	1.2	25	10	0.55	65	25
CMI160808U1R5KT	±10%	1.5	25	10	0.70	60	25
CMI160808U1R8KT	±10%	1.8	25	10	0.75	55	25
CMI160808U2R2KT	±10%	2.2	25	10	0.80	50	25
CMI160808U2R7KT	±10%	2.7	25	10	0.90	45	15
CMI160808U3R3KT	±10%	3.3	25	10	1.00	40	15
CMI160808U3R9KT	±10%	3.9	25	10	1.30	35	15
CMI160808U4R7KT	±10%	4.7	25	10	1.50	33	15
CMI160808J5R6KT	±10%	5.6	12	4	1.55	22	5
CMI160808J6R8KT	±10%	6.8	12	4	1.55	20	5
CMI160808J8R2KT	±10%	8.2	12	4	1.65	18	5
CMI160808J100KT	±10%	10	20	2	1.75	17	3
CMI160808J120KT	±10%	12	20	2	1.85	15	3
CMI160808J150MT	±20%	15	20	1	2.50	14	1
CMI160808J180MT	±20%	18	20	1	2.70	13	1
CMI160808J220MT	±20%	22	20	1	3.00	12	1

2012 Type

型号 Part NO	误差范围 Tolerance	标称感量 Inductance (μH)	Q 值 (min)	测试频率 Test frequency(MHz)	直流电阻 DCR (Ω)Max	自谐振频率 SRF(MHz)min	额定电流 Ir (mA)Max
CMI201209V47NKT	±10%	0.047	25	50	0.15	320	300
CMI201209V56NKT	±10%	0.056	25	50	0.15	320	300
CMI201209V68NKT	±10%	0.068	25	50	0.20	280	300
CMI201209V82NKT	±10%	0.082	25	50	0.20	280	300
CMI201209VR10KT	±10%	0.10	20	25	0.20	235	250
CMI201209VR12KT	±10%	0.12	20	25	0.25	220	250
CMI201209VR15KT	±10%	0.15	20	25	0.25	200	250
CMI201209VR18KT	±10%	0.18	20	25	0.30	185	250
CMI201209VR22KT	±10%	0.22	20	25	0.30	170	250
CMI201209VR27KT	±10%	0.27	20	25	0.40	150	250
CMI201209VR33KT	±10%	0.33	20	25	0.40	145	250
CMI201209VR39KT	±10%	0.39	25	25	0.50	135	200
CMI201209VR47KT	±10%	0.47	25	25	0.50	125	200
CMI201209VR56KT	±10%	0.56	25	25	0.60	115	150
CMI201209VR68KT	±10%	0.68	25	25	0.65	105	150
CMI201209VR82KT	±10%	0.82	25	25	0.70	100	150
CMI201209U1R0KT	±10%	1.0	35	10	0.40	75	50
CMI201209U1R2KT	±10%	1.2	35	10	0.40	65	50
CMI201209U1R5KT	±10%	1.5	35	10	0.40	60	50
CMI201209U1R8KT	±10%	1.8	35	10	0.40	55	50
CMI201209U2R2KT	±10%	2.2	35	10	0.60	50	50
CMI201209U2R7KT	±10%	2.7	35	10	0.60	45	50
CMI201209U3R3KT	±10%	3.3	35	10	0.60	41	50
CMI201209U3R9KT	±10%	3.9	35	10	0.80	38	50
CMI201209U4R7KT	±10%	4.7	35	10	0.90	35	30
CMI201209X5R6KT	±10%	5.6	30	4	1.00	32	15
CMI201209X6R8KT	±10%	6.8	30	4	1.05	29	15
CMI201209X8R2KT	±10%	8.2	30	4	1.05	26	15
CMI201209X100KT	±10%	10	30	2	1.15	24	15
CMI201209X120KT	±10%	12	30	2	1.15	22	15
CMI201209J150KT	±10%	15	25	1	1.15	19	5
CMI201209J180KT	±10%	18	25	1	1.20	18	5
CMI201209J220KT	±10%	22	25	1	1.20	16	5
CMI201209J270KT	±10%	27	25	1	1.50	16	5
CMI201209J330MT	±20%	33	25	1	1.50	16	5
CMI201212J390MT	±20%	39	25	1	1.50	16	5
CMI201212J470MT	±20%	47	25	1	1.70	15	5
CMI201212J560MT	±20%	56	25	1	2.60	10	5
CMI201212J680MT	±20%	68	25	1	2.60	10	5

3216 Type

型号 Part NO	误差范围 Tolerance	标称感量 Inductance (μH)	Q 值 (min)	测试频率 Test frequency(MHz)	直流电阻 DCR (Ω)Max	自谐振频率 SRF(MHz)min	额定电流 Ir (mA)Max
CMI321609V47NKT	±10%	0.047	30	50	0.15	320	300
CMI321609V56NKT	±10%	0.056	30	50	0.20	320	300
CMI321609V68NKT	±10%	0.068	30	50	0.25	280	300
CMI321609V82NKT	±10%	0.082	30	50	0.25	280	300
CMI321609VR10KT	±10%	0.10	25	25	0.25	235	250
CMI321609VR12KT	±10%	0.12	25	25	0.25	220	250
CMI321609VR15KT	±10%	0.15	25	25	0.25	200	250
CMI321609VR18KT	±10%	0.18	25	25	0.30	185	250
CMI321609VR22KT	±10%	0.22	25	25	0.30	170	250
CMI321609VR27KT	±10%	0.27	25	25	0.30	150	250
CMI321609VR33KT	±10%	0.33	25	25	0.30	145	250
CMI321609VR39KT	±10%	0.39	30	25	0.50	135	200
CMI321609VR47KT	±10%	0.47	30	25	0.50	125	200
CMI321609VR56KT	±10%	0.56	30	25	0.50	115	150
CMI321609VR68KT	±10%	0.68	30	25	0.50	105	150
CMI321609VR82KT	±10%	0.82	30	25	0.60	100	150
CMI321609U1R0KT	±10%	1.0	35	10	0.30	75	100
CMI321609U1R2KT	±10%	1.2	35	10	0.40	65	100
CMI321609U1R5KT	±10%	1.5	35	10	0.40	60	50
CMI321609U1R8KT	±10%	1.8	35	10	0.40	55	50
CMI321609U2R2KT	±10%	2.2	35	10	0.50	50	50
CMI321609U2R7KT	±10%	2.7	35	10	0.50	45	50
CMI321609U3R3KT	±10%	3.3	35	10	0.50	41	50
CMI321609U3R9KT	±10%	3.9	35	10	0.60	38	50
CMI321609U4R7KT	±10%	4.7	35	10	0.65	35	25
CMI321609U5R6KT	±10%	5.6	35	4	0.80	32	25
CMI321609X6R8KT	±10%	6.8	35	4	0.80	29	25
CMI321609X8R2KT	±10%	8.2	35	4	0.80	26	25
CMI321609X100KT	±10%	10	35	2	0.80	24	25
CMI321609X120KT	±10%	12	35	2	0.90	22	15
CMI321609J150KT	±10%	15	30	1	1.00	19	5
CMI321609J180KT	±10%	18	30	1	1.00	18	5
CMI321609J220KT	±10%	22	30	1	1.20	16	5
CMI321609J270KT	±10%	27	30	1	1.20	14	5
CMI321609J330KT	±10%	33	30	1	1.30	13	5
CMI321609J390KT	±10%	39	30	1	1.30	13	5
CMI321611J470KT	±10%	47	30	1	1.60	12	5
CMI321611J560MT	±20%	56	30	1	1.80	12	5
CMI321611J680MT	±20%	68	30	1	2.00	11	5
CMI321611J820MT	±20%	82	30	1	2.40	11	5

型号 Part NO	误差范围 Tolerance	标称感量 Inductance (μH)	Q 值 (min)	测试频率 Test frequency(MHz)	直流电阻 DCR (Ω)Max	自谐振频率 SRF(MHZ)min	额定电流 Ir (mA)Max
CMI321611J101MT	±20%	101	30	1	3.00	8	5

3225 Type

型号 Part NO	误差范围 Tolerance	标称感量 Inductance (μH)	Q 值 (min)	测试频率 Test frequency(MHz)	直流电阻 DCR (Ω)Max	自谐振频率 SRF(MHZ)min	额定电流 Ir (mA)Max
CMI322513U1R0KT	±10%	1.0	40	10	0.20	70	600
CMI322513U1R2KT	±10%	1.2	40	10	0.20	70	600
CMI322513U1R5KT	±10%	1.5	40	10	0.30	70	500
CMI322513U1R8KT	±10%	1.8	40	10	0.30	70	500
CMI322513U2R2KT	±10%	2.2	40	10	0.30	50	500
CMI322513U2R7KT	±10%	2.7	40	10	0.30	50	500
CMI322513U3R3KT	±10%	3.3	40	10	0.40	50	500
CMI322513U3R9KT	±10%	3.9	40	10	0.40	30	500
CMI322513U4R7KT	±10%	4.7	40	10	0.50	30	500
CMI322513U5R6KT	±10%	5.6	35	4	0.60	30	450
CMI322513X6R8KT	±10%	6.8	35	4	0.60	20	450
CMI322513X8R2KT	±10%	8.2	35	4	0.70	20	400
CMI322513X100KT	±10%	10	35	2	0.70	20	400
CMI322513X120KT	±10%	12	35	2	0.70	20	400
CMI322513J150KT	±10%	15	35	1	0.70	20	300
CMI322513J180KT	±10%	18	35	1	0.70	10	300
CMI322513J220KT	±10%	22	35	1	0.75	10	250
CMI322513J270KT	±10%	27	35	1	0.75	10	250
CMI322513J330KT	±10%	33	35	1	0.80	10	250
CMI322513J390KT	±10%	39	35	1	0.80	10	250
CMI322513J470KT	±10%	47	35	1	1.00	10	200
CMI322513J560MT	±10%	56	35	1	1.20	5	200
CMI322513J680MT	±10%	68	35	1	1.30	5	150
CMI322513J820MT	±10%	82	35	1	1.50	5	150
CMI322513J101MT	±10%	100	35	1	1.50	5	150
CMI322513J121MT	±10%	120	35	1	1.80	5	150

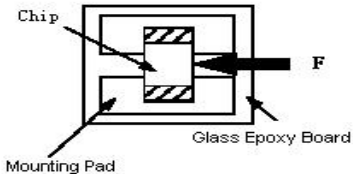
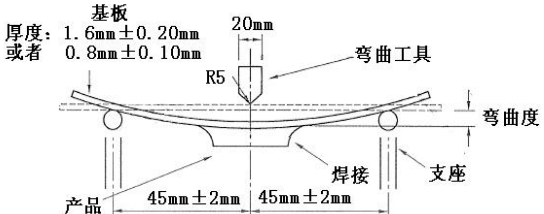
4532 Type

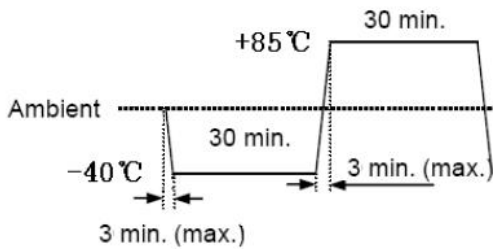
型号 Part NO	误差范围 Tolerance	标称感量 Inductance (μH)	Q 值 (min)	测试频率 Test frequency(MHz)	直流电阻 DCR (Ω)Max	自谐振频率 SRF(MHZ)min	额定电流 Ir (mA)Max
CMI453215U1R0KT	±10%	1.0	35	10	0.55	50	650
CMI453215U1R2KT	±10%	1.2	35	10	0.55	50	650
CMI453215U1R5KT	±10%	1.5	35	10	0.55	45	600

型号 Part NO	误差范围 Tolerance	标称感量 Inductance (μH)	Q 值 (min)	测试频率 Test frequency(MHz)	直流电阻 DCR (Ω)Max	自谐振频率 SRF(MHz)min	额定电流 Ir (mA)Max
CMI453215U1R8KT	±10%	1.8	35	10	0.65	45	600
CMI453215U2R2KT	±10%	2.2	35	10	0.65	40	500
CM453215U2R7KT	±10%	2.7	35	10	0.70	40	500
CMI453215U3R3KT	±10%	3.3	35	10	0.75	35	500
CMI453215U3R9KT	±10%	3.9	35	10	0.80	35	500
CMI453215U4R7KT	±10%	4.7	30	10	0.90	25	500
CMI453215U5R6KT	±10%	5.6	30	4	0.90	20	500
CMI453215U6R8KT	±10%	6.8	30	4	1.00	18	500
CMI453215X8R2KT	±10%	8.2	30	4	1.00	17	450
CMI453215X100KT	±10%	10	30	2	1.00	16	450
CMI453215X120KT	±10%	12	35	2	1.00	15	450
CMI453215J150KT	±10%	15	35	1	1.00	14	400
CMI453215J180KT	±10%	18	35	1	1.00	13	400
CMI453215J220KT	±10%	22	35	1	1.30	12	300
CMI453215J270KT	±10%	27	35	1	1.30	10	300
CMI453215J330KT	±10%	33	40	1	1.50	10	250
CMI453215J390KT	±10%	39	40	1	1.50	10	250
CMI453215J470KT	±10%	47	40	1	1.65	8	250
CMI453215J560KT	±10%	56	40	1	1.80	8	250
CMI453215J680MT	±20%	68	40	1	2.00	6	200
CMI453215J820MT	±20%	82	40	1	2.30	6	200
CMI453215J101MT	±20%	100	40	1	2.30	6	150
CMI453215J121MT	±20%	120	40	1	2.50	6	150

◆可靠性测试方法
Reliability Test Method

序号 No.	项目 Items	要求 Requirements	试验方法及备注 Test Methods and Remarks
1	工作温度范围 Operating Temperature Range	-40°C~+85°C	/
2	可焊性 Solder ability	无可见损伤; 电极面 95%以上覆盖新的焊料。 95% or more of electrode area shall be coated by new solder.	预热温度:120°C ~ 150°C 预热时间: 60s 焊料: (96.5%Sn/3.0%Ag/0.5%Cu) 焊锡 焊锡温度: 245°C±5°C 浸锡深度:10mm 浸锡时间 : 5±1s 浸渍到助焊剂约:3 ~ 5 s Preheating temperature:120°C to 150°C Preheating time: 60s

序号 No.	项目 Items	要求 Requirements	试验方法及备注 Test Methods and Remarks
			Solder 96.5%Sn/3.0%Ag/0.5%Cu of the Sn solder. Solder temperature: 245±5°C Immersion tin depth:10mm Duration : 5±1s Dip performance to a flux of about:3 ~ 5 s
3	耐焊接热 Resistance to Soldering Heat	至少 95%的焊锡覆盖在端电极表面，无可见机械损伤。 电感量变化率如下： 铁氧体电感 (V、U 料)：±20% 铁氧体电感 (X 料)：±25% 铁氧体电感 (J 料)：±30% 品质因素变化率（铁氧体）小于±30%， At least 95% of terminal electrode should be covered with solder. No mechanical damage. Inductance : V、U : change within ±20% X : change within ±25% J : change within ±30% Q value change(ferrite): within ±30%	预热温度：120°C~150°C 预热时间：60s 焊料：（96.5%Sn/3.0%Ag/0.5%Cu）焊锡 浸锡温度：260°C±5°C 浸锡深度：10mm 浸锡时间：10±1s 浸渍到助焊剂约：3~5 s Preheating temperature: 120°C to 150°C Preheating time: 60s Solder 96.5%Sn/3.0%Ag/0.5%Cu of the Sn solder. Solder temperature: 260°C±5°C Immersion tin depth:10mm Duration : 10±1s Dip performance to a flux of about:3~5 s
4	端电极强度 Adhesion of electrode	端电极与磁体不应受损，无可见机械损伤。 The termination and body should be no damage.	施加力：1005 系列为 5N；1608 系列为 7N；2012、3216 系列为 10N；3225、4532 系列为 15N。 保持时间：10±1S Applied force: 5N force for 1005 series; 7N force for 1608 series; 10N force for 2012、3216 series. 15N force for 3225、4532 series. Keep time : 10±1S 
5	耐低温 Low temperature resistance	无可见机械损伤， 电感量变化率小于±10%， 品质因素变化率（铁氧体）小于±30% No mechanical damage. Inductance change: within ±10% Q value change(ferrite): within ±30%	测试温度：-40±2°C 测试时间：1000 ₋₀ ⁺²⁴ h Temperature:-40±2°C Testing time: 1000 ₋₀ ⁺²⁴ h
6	抗弯强度 Bending strength	无可见机械损伤 No mechanical damage	测试基板：玻璃环氧树脂基板 加压速度为 0.5mm/s，弯度：2mm，保持时间 20s±1s Testing board: glass epoxy-resin substrate For 0.5 mm/s compression speed, curvature: 2mm, hold time 20s±1s 。 

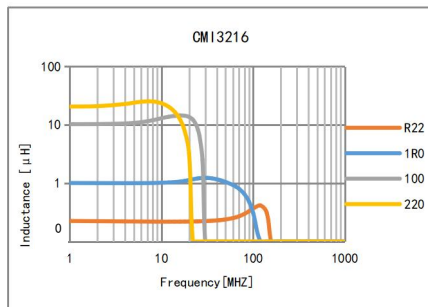
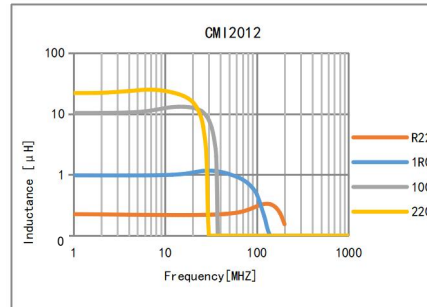
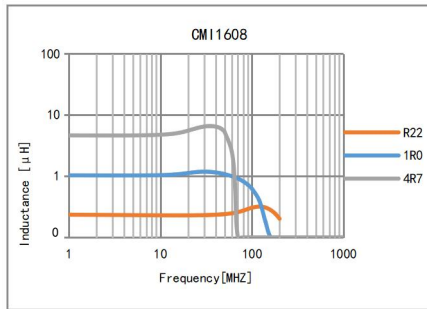
序号 No.	项目 Items	要求 Requirements	试验方法及备注 Test Methods and Remarks
7	振动 Vibration	无可见机械损伤, 电感量变化率小于 $\pm 10\%$, 品质因素变化率(铁氧体)小于 $\pm 30\%$ No mechanical damage. Inductance change: within $\pm 10\%$ Q value change(ferrite): within $\pm 30\%$	振幅: 1.5mm 测试时间: 沿三个垂直方向各做 2 小时 频率范围: 10Hz~55Hz~10Hz (1 分钟) Amplitude modulation: 1.5mm Test time: A period of 2h in each of 3 mutually perpendicular directions. Frequency range: 10Hz to 55Hz to 10Hz for 1min.
8	耐高温 High temperature resistance	无可见机械损伤, 电感量变化率小于 $\pm 10\%$, 品质因素变化率(铁氧体)小于 $\pm 30\%$ No mechanical damage. Inductance change: within $\pm 10\%$ Q value change(ferrite): within $\pm 30\%$	测试时间: 1000_{-0}^{+24} h 测试温度: $85 \pm 2^\circ\text{C}$ Testing time: 1000_{-0}^{+24} h Temperature: $85 \pm 2^\circ\text{C}$
9	恒定湿热 Static Humidity	无可见机械损伤, 电感量变化率小于 $\pm 10\%$, 品质因素变化率(铁氧体)小于 $\pm 30\%$ No mechanical damage. Inductance change: within $\pm 10\%$ Q value change(ferrite): within $\pm 30\%$	湿度: 90%~95% RH, 温度: $60^\circ\text{C} \pm 2^\circ\text{C}$ 测试时间: 1000_{-0}^{+24} h Humidity: 90% to 95% RH Temperature: $60^\circ\text{C} \pm 2^\circ\text{C}$ Testing time: 1000_{-0}^{+24} h
10	高温负载 High temperature load	无可见机械损伤, 电感量变化率小于 $\pm 10\%$, 品质因素变化率(铁氧体)小于 $\pm 30\%$, No mechanical damage. Inductance change: within $\pm 10\%$ Q value change(ferrite): within $\pm 30\%$	施加电流: 额定电流 测试时间: 1000_{-0}^{+24} h 测试温度: $85^\circ\text{C} \pm 2^\circ\text{C}$ impose current: at room Testing time: 1000_{-0}^{+24} h Temperature: $85 \pm 2^\circ\text{C}$
11	温度冲击 Temperature Shock	无可见机械损伤, 电感量变化率小于 $\pm 10\%$, 品质因素变化率(铁氧体)小于 $\pm 30\%$ No mechanical damage. Inductance change: within $\pm 10\%$ Q value change(ferrite): within $\pm 30\%$	温度: -40°C , 30 ± 3 分钟 $+85^\circ\text{C}$, 30 ± 3 分钟 循环次数: 32 Temperature: -40°C for 30 ± 3 min $+85^\circ\text{C}$ for 30 ± 3 min Number of cycles: 32 

注: 以上要求测试电性能的项目, 应试验后在标准条件下放置 24 小时后测试。

Note: When there are questions concerning, measurement shall be made after 24±2hrs of recovery under the standard condition.

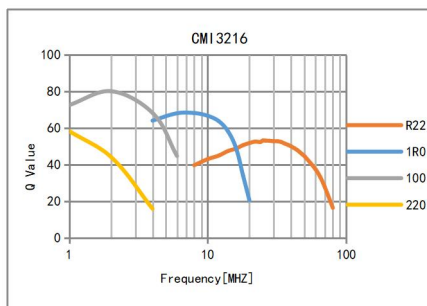
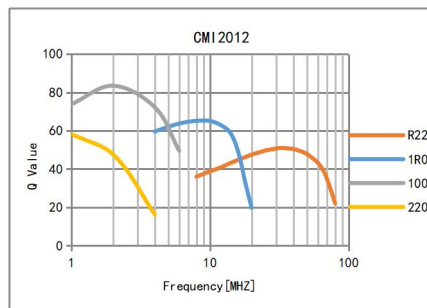
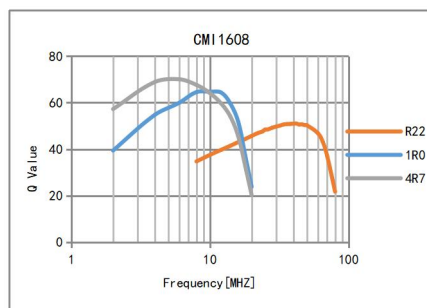
◆感量-频率特性

Inductance Vs. Frequency Characteristics



◆Q 值-频率特性

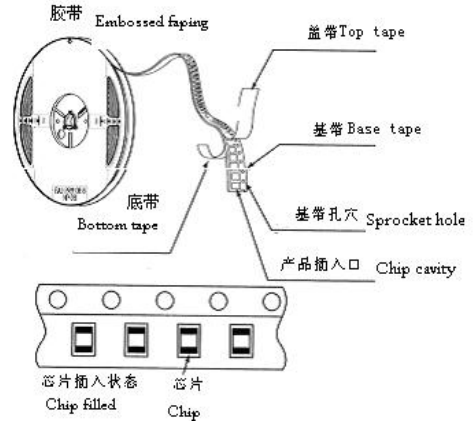
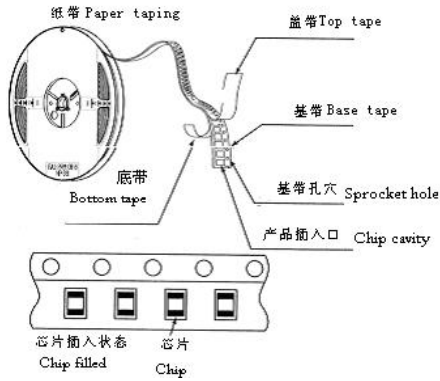
Q Value Vs. Frequency Characteristics



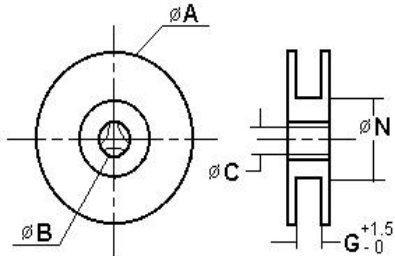
◆ 包装

Packaging

* 编带图 Taping drawings

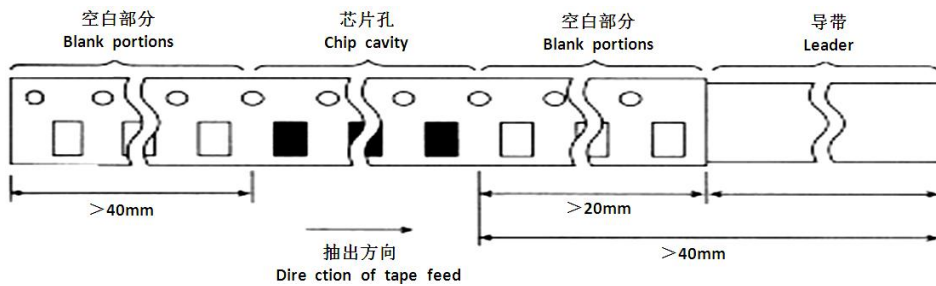


* 卷盘尺寸 Reel dimensions (Unit: mm)



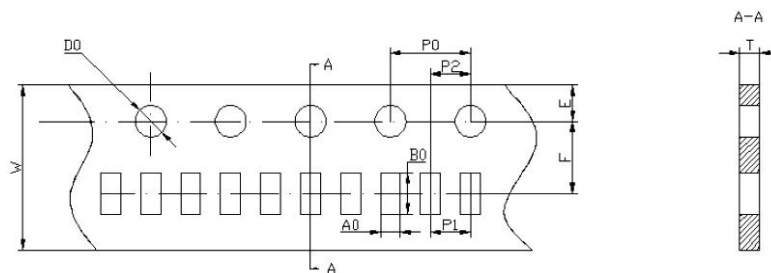
型号 Size	A	B	C	N	G
CF-8	178±2.0	22.0±2.0	12.5±1.5	57±2.0	8
CF-12	330±2.0	22.0±2.0	12.5±1.5	98±2.0	12

* 导带及空格部分 Leader and blank portion



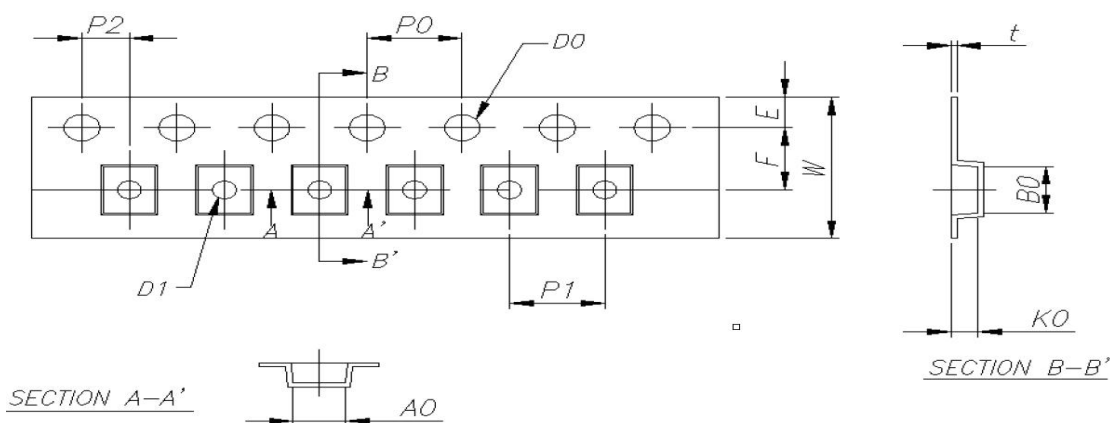
* 编带尺寸 Taping dimensions (Unit: mm)

纸带 Paper tape



Part NO.	A0	B0	W	F	E	P1	P2	P0	D0	T
100505	0.65±0.1	1.15±0.1	8.0±0.2	3.5±0.1	1.75±0.2	2.0±0.1	2.0±0.1	4.0±0.2	1.55±0.1	0.60±0.1
160808	1.10±0.2	1.90±0.2	8.0±0.2	3.5±0.1	1.75±0.2	4.0±0.2	2.0±0.1	4.0±0.2	1.55±0.1	0.95±0.1
201209	1.50±0.2	2.30±0.2	8.0±0.2	3.5±0.1	1.75±0.2	4.0±0.2	2.0±0.1	4.0±0.2	1.55±0.1	0.95±0.1
321609	1.90±0.2	3.50±0.2	8.0±0.2	3.5±0.1	1.75±0.2	4.0±0.2	2.0±0.1	4.0±0.2	1.55±0.1	0.95±0.1

塑料胶带 Embossed tape



型号 Size	453215	322513	321611	201212
W	12.00+/-0.20	8.00+/-0.20	8.00+/-0.20	8.00+/-0.2
E	1.75+/-0.10	1.75+/-0.10	1.75+/-0.10	1.75+/-0.10
F	5.50+/-0.10	3.50+/-0.10	3.50+/-0.10	3.50+/-0.10
D0	1.50+/-0.10	1.50+/-0.10	1.50+/-0.10	1.50+/-0.10
D1	1.50+/-0.10	1.00+/-0.10	1.00+/-0.10	1.00+/-0.10
P0	4.00+/-0.10	4.00+/-0.10	4.00+/-0.10	4.00+/-0.10
P010	40.0+/-0.20	40.0+/-0.20	40.0+/-0.20	40.0+/-0.20
P1	8.00+/-0.10	4.00+/-0.10	4.00+/-0.10	4.00+/-0.10
P2	2.00+/-0.10	2.0+/-0.05	2.0+/-0.05	2.00+/-0.10
A0	3.66+/-0.10	2.77+/-0.10	1.88+/-0.10	1.52+/-0.10
B0	4.95+/-0.10	3.42+/-0.10	3.50+/-0.10	2.41+/-0.10
K0	1.85+/-0.10	1.55+/-0.10	1.27+/-0.10	1.35+/-0.10
t	0.24+/-0.20	0.23+/-0.20	0.23+/-0.20	0.23+/-0.20

* 包装数量 (单位: 粒) Packaging number (Unit: Pcs)

型号 Size	453215	322513	321611	321609	201212	201209	160808	100505
每卷数量 REEL	3000	3000	3000	4000	3000	4000	4000	10000
每盒数量 BOX	12000	30000	30000	40000	30000	40000	40000	100000
每箱数量 CASE	36000	180000	180000	240000	180000	240000	240000	600000

X-ON Electronics

Largest Supplier of Electrical and Electronic Components

Click to view similar products for [Fixed Inductors](#) category:

Click to view products by [Fenghua Advanced](#) manufacturer:

Other Similar products are found below :

[CR32NP-100KC](#) [70F224AI](#) [MHQ1005P10NJ](#) [MHQ1005P1N0S](#) [MHQ1005P2N4S](#) [MHQ1005P3N6S](#) [MHQ1005P5N1S](#) [MHQ1005P8N2J](#)
[PE-53601NL](#) [PE-53602NL](#) [PG0936.113NLT](#) [9220-20](#) [9310-16](#) [PM06-2N7](#) [PM06-39NJ](#) [A01TK](#) [1206CS-471XJ](#) [HC2-R47-R](#) [HC8-1R2-R](#)
[HCF1305-3R3-R](#) [1206CS-151XG](#) [RCH664NP-4R7M](#) [RCP1317NP-391L](#) [DH2280-4R7M](#) [DS1608C-106](#) [B10TJ](#) [B82498B3101J000](#) [ELJ-](#)
[RE27NJF2](#) [1812CS-153XJ](#) [1812CS-183XJ](#) [1812CS-223XJ](#) [1812LS-104XJ](#) [1812LS-105XJ](#) [1812LS-124XJ](#) [1812LS-154XJ](#) [1812LS-223XJ](#)
[1812LS-224XJ](#) [1812LS-563XJ](#) [1812LS-683XJ](#) [1812LS-824XJ](#) [NIN-FB101JTR110F](#) [NIN-FB471JTR62F](#) [NIN-FC1R5JTR220F](#) [NIN-](#)
[HCR15JTRF](#) [NIN-HCR33JTRF](#) [NIN-HDR22JTRF](#) [NIN-HDR82JTRF](#) [NIN-HK2N7STRF](#) [NIN-PA150KTR370F](#) [NIN-PB100KTR550F](#)