


CT81 系列高压高介电质常数电容器
CT81 High Voltage Temperature Compensation Capacitor

◆特征
Feature

* 符合 GB/T 5968 / IEC 384-9 认证标准。

Comply with GB/T 5968 / IEC 384-9.

* 介电常数相对较高，容量可以做得相对较大；耐压水平较高。

The dielectric constant is relatively high, the capacity can be made relatively large; High pressure resistance level.

◆应用
Application

* 用于对损耗值和容量稳定性要求不高的电路中，如低频旁路、耦合、滤波、退耦等，时间常数元件。

Used for loss value and volume stability of circuits, such as low frequency, by-pass, coupling, filtering, decoupling, etc., the time constant of components.

◆型号表示法
Part Number

编码 Coding	CT81	N	8	Y5P	0	B	222	K	T	E	A	01
段数 Segment number	(1)	(2)	(3)	(4)	(5)	(6)	(7)	(8)	(9)	(10)	(11)	(12)
											厂商内部代码 Manufacturer's internal code	

(1) 产品类型 Product Type



代码	产品类型
CT81	CT81 系列高压高介电质常数电容器 CT81 high voltage temperature compensation capacitor

(2) 额定电压及代码 Rated Voltage and the code

代码 code	N	M	P	Q	R	S	U	W	T	Z	A	D
电压 Voltage	1KV	2KV	3KV	4KV	5KV	6KV	8KV	10KV	12KV	15KV	20KV	25KV

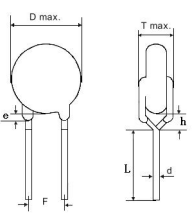
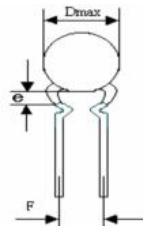
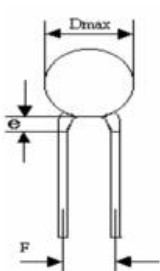
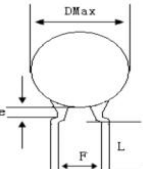
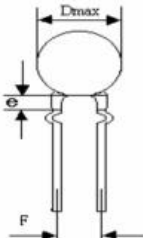
(3) 直径代码 Diameter Code

代码 code	4	5	6	7	8	9
成品尺寸 Finished dimension	7.0max	8.0max	9.0max	10.0max	11.0max	12.0max
代码 code	10	11	12	13	14	15
成品尺寸 Finished dimension	13.0max	14.0max	15.0max	16.0max	17.0max	18.0max

(4) 温度特性 T.C. Temperature Characteristics

材质代码 Material Code		温度特性 Temperature Characteristics (温度范围 Temperature range)	容量允许偏差 Capacity tolerance	工作温度范围 Operating temperature range
Used code	EIA code			
Y5P	Y5P	-25℃~+85℃	±10%	-25℃~+125℃
Y5U	Y5U		+22 / -56%	
Y5V	Y5V		+22 / -82%	

(5) 引线形式 Lead style

代码 code	脚型 Foot type	图示 Pictorial Representation	代码 code	脚型 Foot type	图示 Pictorial Representation
0	前后打翘 Vertical		6	内弯 Inside kink	
1	直脚 (长脚) Straight (Long legs)		7	直脚-改善型 Straight (Improved type)	
3	直脚 (短脚) Straight (Short feet)		9	单外弯 Outside kink	
4	直脚 (编带) Straight (Taping)				

(6) 引线间距 Lead spacing

代码 code	B	D	E	F
脚距 (mm) Lead spacing (mm)	5.0±0.5	7.5±0.5	10.0±0.5	12.5±1.0

(7) 标称容量 (额定容量) Rated capacitance

代码 Code	容量 Capacitance	注：标称容量以 pF 为单位，用 3 位数字表示。前两位数字表示有效数字，第三位为 0 的个数；R 表示小数点。 Note: The unit of standard capacitance if consisting of 3 digits, 1st two digits stand for effective value of the Standard capacitance ; third digit indicates the number of zeros; R indicates decimal.
4R7	4.7pF	
330	33pF	
103	10000pF	

(8) 允许偏 Capacitance Tolerance

代码 code	K	M	S	Z
容差 Tolerance	±10%	±20%	+50/-20%	+80%/-20%

(9) 包装形式 Packing style

代码 code	S	T
包装形式 Packing style	散包装 Bulking	编带包装 Taping

(10) 环氧树脂封装料颜色 Epoxy color

代码 code	E	F
环氧树脂 Epoxy	黄色 Yellow	蓝色 Blue

(11) 尺寸代码 Size Code

适用编带产品 (步距尺寸单位: mm) Taping products (step:mm)											
代码 code	尺寸 Dimensions	代码 code	尺寸 Dimensions	代码 code	尺寸 Dimensions	代码 code	尺寸 Dimensions	代码 code	尺寸 Dimensions	代码 code	尺寸 Dimensions
01	12.7-盒装 (Boxed)	03	25.4-盒装 (Boxed)	05	12.7-卷装 (Roll Up)	07	25.4-卷装 (Roll Up)				
02	15.0-盒装 (Boxed)	04	30.0-盒装 (Boxed)	06	15.0-卷装 (Roll Up)	08	30.0-卷装 (Roll Up)				
适用散装产品 (引脚尺寸单位: mm)											
代码 code	尺寸 Dimensions	代码 code	尺寸 Dimensions	代码 code	尺寸 Dimensions	代码 code	尺寸 Dimensions	代码 code	尺寸 Dimensions	代码 code	尺寸 Dimensions
A0	2.0	B0	3.0	C0	4.0	D0	5.0	E0	6.0	F0	7.0
A1	2.1	B1	3.1	C1	4.1	D1	5.1	E1	6.1	F1	7.1
A2	2.2	B2	3.2	C2	4.2	D2	5.2	E2	6.2	F2	7.2
A3	2.3	B3	3.3	C3	4.3	D3	5.3	E3	6.3	F3	7.3
A4	2.4	B4	3.4	C4	4.4	D4	5.4	E4	6.4	F4	7.4
A5	2.5	B5	3.5	C5	4.5	D5	5.5	E5	6.5	F5	7.5
A6	2.6	B6	3.6	C6	4.6	D6	5.6	E6	6.6	F6	7.6
A7	2.7	B7	3.7	C7	4.7	D7	5.7	E7	6.7	F7	7.7
A8	2.8	B8	3.8	C8	4.8	D8	5.8	E8	6.8	F8	7.8
A9	2.9	B9	3.9	C9	4.9	D9	5.9	E9	6.9	F9	7.9
适用散装产品 (引脚尺寸单位: mm)											
代码 code	尺寸 Dimensions	代码 code	尺寸 Dimensions	代码 code	尺寸 Dimensions	代码 code	尺寸 Dimensions		代码 code	尺寸 Dimensions	

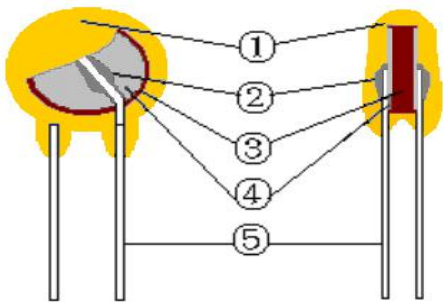
G0	8.0	H0	9.0	I0	10.0	J0	11.0		T0	20.0
.	无 None	无 None		无 None	无 None
G9	8.9	H9	9.9	I0	10.9					

附注：剪脚品，对应代码表示引脚尺寸的中心值；长引脚品统一使用“T0”代表最小的尺寸为20mm

Notes: Cut Pin products, the corresponding code represents the central value of pin size; long pin products uniform use "t 0" represents the minimum size of 20 mm

◆产品结构

Product Structure



- ①包封层：环氧树脂
Encapsulation layer: Envelope: epoxy
- ②焊接点：无铅焊锡
Solder Joint: Solder Joint: lead-free solder
- ③电极：银/铜
Electrode: Ag / Cu
- ④瓷体：陶瓷介质
Ceramic body: ceramic medium
- ⑤引线：铜线
Electronic lead: Copper Wire

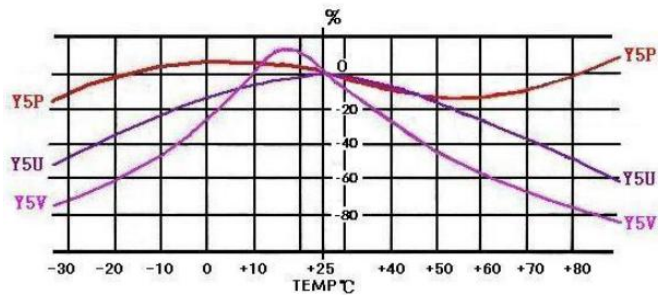
◆容值范围

Capacity Range

额定电压 Rated Voltage	Y5P	Y5U	Y5V
1KVDC	100pF~4700pF	680pF~10000pF	1000pF~10000pF
2KVDC	100pF~3900pF	680pF~10000pF	1000pF~10000pF
3KVDC	100pF~3000pF	680pF~8200pF	1000pF~10000pF
4KVDC	100pF~1500pF	6800pF~4700pF	1000pF~10000pF
5KVDC~25KVDC	100pF~2200pF, 根据客户需求定制。 100pF~2200pF, Customized according to customer needs.		

◆参数要求及测试条件
Parameter Requirements And Test Conditions

序号 Number	项目 Item	性能要求 Performance requirement	检测方法 Test method		
1	静电容量 Capacitance	在規定允許公差之內 Within the specified Tolerance	测试频率和测试电压 Measuring frequency & Measuring voltage: 1±0.1KHz, 1.0Vrms		
2	损耗角正切值 Loss angle Tangent value	Y5P: $Tg\delta \leq 0.025$ Y5U: $Tg\delta \leq 0.030$ Y5V: $Tg\delta \leq 0.035$	测试环境温度 Measuring temperature: 25±2℃		
3	绝缘电阻 Insulation resistance	$IR \geq 10000M\Omega$	测试电压 Test voltage: 500VDC 施加时间 Application time: 60±5S		
4	端子间耐电压 Resistance between terminal voltage	无击穿 No breakdown	产品类型 Product Type	测试电压 Test Voltage	充放电电流 Charge/ discharge current : <50mA
			UR: 1~5KV	1.5UR+500V	
			UR: ≥6KV	UR+500V	

◆产品特性曲线图
Product Characteristic Curve


◆包装
Packaging

散包装 Bulking		编带 Taping	
最小包装产品数量 Minimum number of packaged products	整箱包装数量 Quantity packed in whole case	最小包装产品数量 Minimum number of packaged products	整箱包装数量 Quantity packed in whole case
0.5Kpcs/1.0Kpcs	30.0~60.0Kpcs	1.0Kpcs/2.0Kpcs	10.0Kpcs/20.0Kpcs

◆产品的储存
Product 's Storage

- * 产品储存场地要整洁、干燥、通风、无漏水、无污染。
Product storage site to clean, dry and ventilated, no leakage, no pollution.
- * 产品长时间储存时不易直接放在地面，要放在托架上进行防潮。
Products seldom directly on the ground, when stored for a long time to put on the bracket to moisture proof.
- * 注意按包装箱上的堆放高度对产品进行堆放。
Note based on the stacking height of packing products to pile up.

X-ON Electronics

Largest Supplier of Electrical and Electronic Components

Click to view similar products for [Ceramic Disc Capacitors](#) category:

Click to view products by [Fenghua Advanced](#) manufacturer:

Other Similar products are found below :

[5AU100JCECA](#) [5AU220JCGCA](#) [5AU560JCJCA](#) [DEF2CLH020CA3B](#) [HCU180KBCDRTKR](#) [432202101621](#) [DEF2CLH030CJ3B](#)
[101GHR102K](#) [W1X223MCVCF0KR](#) [CC-100N](#) [564RBA142EH472MA03](#) [NCD102K1KVY5FF](#) [NCD101K1KVY5FF](#) [NCD103M1KVZ5UF](#)
[NCD151K1KVY5FF](#) [NCD331K1KVY5FF](#) [440LT68AP-R](#) [AOL-1502-02](#) [NCD103M1KVZ5UJTBF](#) [DEF2CLH040CN3A](#)
[DEF2CLH080DA3B](#) [0811-040-X7R0-102K](#) [8903D0](#) [90410-10](#) [YV101103Z060HAND5P](#) [SL102101J060BAND5P](#) [ZU501103M090B20C6P](#)
[ZU102103M100X05B0P](#) [YP102271K050B20C6P](#) [YP102391K050BAND5P](#) [YP501101K040BAND5P](#) [ZU102103M100BAND5H](#)
[YP102681K060B20C6P](#) [YP501121K040B20C6P](#) [SL102181J070HAND5P](#) [YP501471K040B20C6P](#) [SL102151J070HAND5P](#)
[YP501102K050HAND5P](#) [ZU501102M050B20C6P](#) [YP501472K100B20C6P](#) [ZU102103M100B20C0P](#) [YV500223Z080HAND5P](#)
[CC1H220KA1EDCH4B1100](#) [SL500330J040B20C2P](#) [SL501510J050B20C6P](#) [SL102221J080HAND5P](#) [YP500103M100HAND5P](#)
[YP102101K050B20C5B](#) [YP500472K070HAND5P](#) [SL102101J060HAND5H](#)