

**HA 系列功率电感器**
**HA Series SMD Power Inductor**
**◆工作温度**
**Operation Temperature**

-40℃~125℃

**◆特征**
**Feature**

- \* 超大电流  
Super saturation current
- \* 磁屏蔽结构  
Magnetic shielding structure
- \* 适合表面贴装  
Suitable for surface mounting

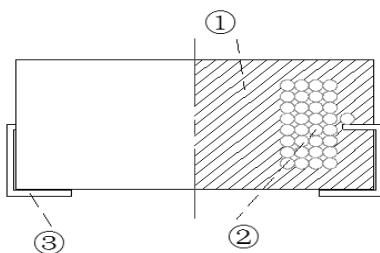
**◆应用**
**Application**

- \* 便携式通信设备, 笔记本电脑  
Portable communication equipment, Notebook
- \* DC/DC 转换  
DC/DC conversion
- \* 直流电源开关电源电路  
DC switching power supply circuit


**◆规格型号表示方法**
**Part Number**

HA	0630	-	R10	M	T	A	00
----	------	---	-----	---	---	---	----

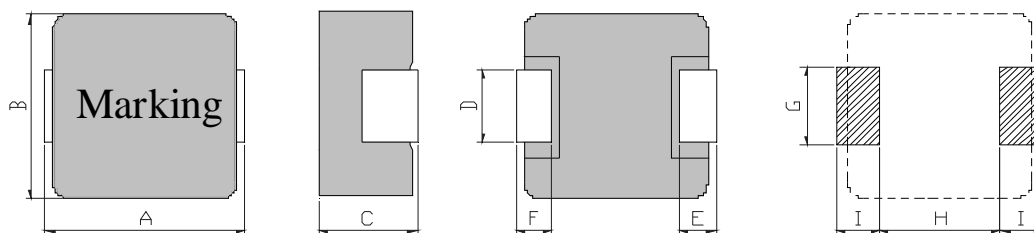
产品代号 Product Code	尺寸(长×高) Dimension (Length × Thickness)	电感量 Inductance	公差 Tolerance	包装代号 Packaging code	材质代码 Material code	标准代码 Standard code
HA	0420→4.9×2.0mm 0630→7.6×3.2mm 1250→14.5×5.2mm	R10→0.1 uH 1R0→1.0 uH 100→10 uH 101→100 uH	M→±20% N→±30%	T→卷带盘装 Tape & Reel	A→合金粉 Alloy powder H→羰基铁粉 Carbonyl iron powder	00→标准品 Standard products 01~09→定制品 Customized products

**◆产品结构**
**Product Structure**


No.	部位 Component	材料 Material
①	磁芯 Core	金属材料 Metallic materials
②	线圈 Winding	漆包线 Enamelled wire H class
③	电极片 Base	镀锡铜片 Phosphor bronze

**◆规格尺寸**

Dimension


 RECOMMENDED  
 LAND PATTERNS

单位(Unit): mm

型号 Part	A	B	C	D	E	F	G (Typ.)	H (Typ.)	I (Typ.)
0420	4.90MAX	4.40MAX	2.0MAX	1.5±0.3	1.0±0.3	1.0±0.3	2.5	1.75	1.5
0520	5.90MAX	5.30MAX	2.2MAX	2.0±0.3	1.2±0.3	1.2±0.3	2.5	2.0	1.9
0530	5.90MAX	5.30MAX	3.2MAX	2.0±0.3	1.2±0.3	1.2±0.3	2.5	2.0	1.9
0630	7.6MAX	7.0MAX	3.2MAX	3.0±0.3	1.6±0.3	1.6±0.3	3.5	3.6	2.4
0650	7.6MAX	7.0MAX	5.2MAX	3.0±0.3	1.6±0.3	1.6±0.3	3.5	3.6	2.4
1040	11.5MAX	10.5MAX	4.2MAX	3.0±0.5	2.0±0.5	2.0±0.5	4.0	5.5	3.5
1050	11.5MAX	10.5MAX	5.2MAX	3.0±0.5	2.0±0.5	2.0±0.5	4.0	5.5	3.5
1250	14.5MAX	13.5MAX	5.2MAX	3.5±0.5	2.5±0.5	2.5±0.5	5.0	8.0	3.25
1265	14.5MAX	13.5MAX	6.5MAX	3.5±0.5	2.5±0.5	2.5±0.5	5.0	8.0	3.25
1770	18.5MAX	17.5MAX	7.0MAX	11.8±0.3	3.3±0.5	3.3±0.5	13.0	11.2	4.15

**◆电性能参数**

Electrical Characteristics

\* HA0420 Type

规格型号 Part No.	电感量 Inductance ( $\mu$ H)	公差 Tolerance	测试频率 Test Freq.	直流电阻 Direct Current Resistance DCR(m $\Omega$ ) Max	饱和电流 Isat Saturation Current (A)	温升电流 Irms Temperature Rise Current (A)
HA0420-R22MTA10	0.22	±20%	100KHz	8.0	12.00	9.00
HA0420-R33MTA10	0.33	±20%	100KHz	12.0	9.45	7.20
HA0420-R47MTA10	0.47	±20%	100KHz	14.0	9.00	5.50
HA0420-R56MTA10	0.56	±20%	100KHz	18.0	8.00	5.00
HA0420-R68MTA10	0.68	±20%	100KHz	21.0	8.00	5.00
HA0420-1R0MTA10	1.00	±20%	100KHz	27.0	6.30	4.10
HA0420-1R5MTA10	1.50	±20%	100KHz	36.0	5.40	3.60
HA0420-2R2MTA10	2.20	±20%	100KHz	58.0	5.00	3.00
HA0420-3R3MTA10	3.30	±20%	100KHz	90.0	3.00	2.00
HA0420-4R7MTA10	4.70	±20%	100KHz	150.0	3.00	2.00
HA0420-6R8MTA10	6.80	±20%	100KHz	170.0	2.50	2.00
HA0420-100MTA10	10.00	±20%	100KHz	230.0	2.00	1.50

**\* HA0520 Type**

规格型号 Part No.	电感量 Inductance ( $\mu$ H)	公差 Tolerance	测试频率 Test Freq.	直流电阻 Direct Current Resistance DCR(m $\Omega$ ) Max	饱和电流 Isat Saturation Current (A)	温升电流 Irms Temperature Rise Current (A)
HA0520-1R0MTA00	1.00	$\pm 20\%$	100KHz	20.0	7.50	7.00
HA0520-1R5MTA00	1.50	$\pm 20\%$	100KHz	28.0	6.30	4.50
HA0520-2R2MTA00	2.20	$\pm 20\%$	100KHz	45.0	5.40	3.60
HA0520-3R3MTA00	3.30	$\pm 20\%$	100KHz	80.0	4.50	3.15
HA0520-4R7MTA00	4.70	$\pm 20\%$	100KHz	90.0	3.15	2.70
HA0520-100MTA00	10.00	$\pm 20\%$	100KHz	190.0	2.60	1.98

**\* HA0530 Type**

规格型号 Part No.	电感量 Inductance ( $\mu$ H)	公差 Tolerance	测试频率 Test Freq.	直流电阻 Direct Current Resistance DCR(m $\Omega$ ) Max	饱和电流 Isat Saturation Current (A)	温升电流 Irms Temperature Rise Current (A)
HA0530-R68MTA00	0.68	$\pm 20\%$	100KHz	12.0	11.00	9.00
HA0530-1R0MTA00	1.00	$\pm 20\%$	100KHz	16.0	10.00	7.00
HA0530-1R5MTA00	1.50	$\pm 20\%$	100KHz	22.0	9.00	5.00
HA0530-2R2MTA00	2.20	$\pm 20\%$	100KHz	35.0	7.50	4.50
HA0530-3R3MTA00	3.30	$\pm 20\%$	100KHz	38.0	7.00	4.00
HA0530-4R7MTA00	4.70	$\pm 20\%$	100KHz	60.0	5.00	3.00
HA0530-6R8MTA00	6.80	$\pm 20\%$	100KHz	90.0	3.20	2.30
HA0530-100MTA00	10.00	$\pm 20\%$	100KHz	133.0	2.50	1.80
HA0530-150MTA00	15.00	$\pm 20\%$	100KHz	190.0	2.30	1.50
HA0530-220MTA00	22.00	$\pm 20\%$	100KHz	250.0	1.35	1.08

**\* HA0630 Type**

规格型号 Part No.	电感量 Inductance ( $\mu$ H)	公差 Tolerance	测试频率 Test Freq.	直流电阻 Direct Current Resistance DCR(m $\Omega$ ) Max	饱和电流 Isat Saturation Current (A)	温升电流 Irms Temperature Rise Current (A)
HA0630-R33MTA00	0.33	$\pm 20\%$	100KHz	4.0	25.00	21.00
HA0630-R47MTA00	0.47	$\pm 20\%$	100KHz	5.3	20.00	15.00
HA0630-R68MTA00	0.68	$\pm 20\%$	100KHz	6.0	17.00	14.00
HA0630-1R0MTA00	1.00	$\pm 20\%$	100KHz	10.0	18.00	7.00
HA0630-1R5MTA00	1.50	$\pm 20\%$	100KHz	15.0	13.00	7.50
HA0630-2R2MTA00	2.20	$\pm 20\%$	100KHz	20.0	10.80	7.50
HA0630-3R3MTA00	3.30	$\pm 20\%$	100KHz	30.0	10.00	6.00
HA0630-4R7MTA00	4.70	$\pm 20\%$	100KHz	40.0	8.10	4.50
HA0630-5R6MTA00	5.60	$\pm 20\%$	100KHz	45.0	7.00	4.20
HA0630-6R8MTA00	6.80	$\pm 20\%$	100KHz	60.0	6.00	4.00
HA0630-8R2MTA00	8.20	$\pm 20\%$	100KHz	70.0	5.40	3.60
HA0630-100MTA00	10.00	$\pm 20\%$	100KHz	68.0	5.00	3.20
HA0630-150MTA00	15.00	$\pm 20\%$	100KHz	130.0	4.00	3.00
HA0630-220MTA00	22.00	$\pm 20\%$	100KHz	200.0	3.00	2.00
HA0630-330MTA00	33.00	$\pm 20\%$	100KHz	240.0	2.50	2.00
HA0630-470MTA00	47.00	$\pm 20\%$	100KHz	390.0	2.00	1.00

**\* HA0650 Type**

规格型号 Part No.	电感量 Inductance ( $\mu$ H)	公差 Tolerance	测试频率 Test Freq.	直流电阻 Direct Current Resistance DCR(m $\Omega$ ) Max	饱和电流 Isat Saturation Current (A)	温升电流 I <sub>rms</sub> Temperature Rise Current (A)
HA0650-1R0MTA00	1.00	$\pm 20\%$	100KHz	7.5	13.00	12.00
HA0650-1R5MTA00	1.50	$\pm 20\%$	100KHz	11.0	12.50	11.00
HA0650-2R2MTA00	2.20	$\pm 20\%$	100KHz	15.0	12.00	8.00
HA0650-3R3MTA00	3.30	$\pm 20\%$	100KHz	20.0	9.00	7.00
HA0650-4R7MTA00	4.70	$\pm 20\%$	100KHz	35.0	9.00	6.00
HA0650-5R6MTA00	5.60	$\pm 20\%$	100KHz	45.0	8.50	5.50
HA0650-6R8MTA00	6.80	$\pm 20\%$	100KHz	43.0	8.00	5.00
HA0650-8R2MTA00	8.20	$\pm 20\%$	100KHz	45.0	6.00	5.00
HA0650-100MTA00	10.00	$\pm 20\%$	100KHz	60.0	5.50	4.50
HA0650-150MTA00	15.00	$\pm 20\%$	100KHz	85.0	5.00	3.50
HA0650-220MTA00	22.00	$\pm 20\%$	100KHz	130.0	3.00	2.50
HA0650-330MTA00	33.00	$\pm 20\%$	100KHz	160.0	2.50	2.00
HA0650-470MTA00	47.00	$\pm 20\%$	100KHz	230.0	2.30	1.80
HA0650-680MTA00	68.00	$\pm 20\%$	100KHz	400.0	2.00	1.50

**\* HA1040 Type**

规格型号 Part No.	电感量 Inductance ( $\mu$ H)	公差 Tolerance	测试频率 Test Freq.	直流电阻 Direct Current Resistance DCR(m $\Omega$ ) Max	饱和电流 Isat Saturation Current (A)	温升电流 I <sub>rms</sub> Temperature Rise Current (A)
HA1040-R22MTH00	0.22	$\pm 20\%$	100KHz	2.0	54.00	29.50
HA1040-R47MTH00	0.47	$\pm 20\%$	100KHz	2.5	39.00	26.00
HA1040-R82MTH00	0.82	$\pm 20\%$	100KHz	3.3	30.00	20.00
HA1040-1R0MTH00	1.00	$\pm 20\%$	100KHz	5.0	28.00	18.00
HA1040-1R5MTH00	1.50	$\pm 20\%$	100KHz	6.0	23.00	16.00
HA1040-2R2MTH00	2.20	$\pm 20\%$	100KHz	9.0	18.00	12.00
HA1040-3R3MTH00	3.30	$\pm 20\%$	100KHz	15.0	14.40	9.50
HA1040-4R7MTH00	4.70	$\pm 20\%$	100KHz	16.5	14.00	8.50
HA1040-5R6MTH00	5.60	$\pm 20\%$	100KHz	25.0	14.00	8.00
HA1040-6R8MTH00	6.80	$\pm 20\%$	100KHz	28.0	12.00	7.00
HA1040-8R2MTH00	8.20	$\pm 20\%$	100KHz	32.0	9.00	6.00
HA1040-100MTH00	10.00	$\pm 20\%$	100KHz	35.0	7.70	4.50
HA1040-150MTH00	15.00	$\pm 20\%$	100KHz	48.0	7.00	4.00
HA1040-220MTH00	22.00	$\pm 20\%$	100KHz	66.0	5.50	3.50
HA1040-330MTH00	33.00	$\pm 20\%$	100KHz	155.0	4.50	3.00
HA1040-470MTH00	47.00	$\pm 20\%$	100KHz	190.0	4.00	2.50
HA1040-680MTH00	68.00	$\pm 20\%$	100KHz	205.0	3.50	2.00
HA1040-101MTH00	100.00	$\pm 20\%$	100KHz	300.0	2.70	0.90

**\* HA1050 Type**

规格型号 Part No.	电感量 Inductance ( $\mu$ H)	公差 Tolerance	测试频率 Test Freq.	直流电阻 Direct Current Resistance DCR(m $\Omega$ ) Max	饱和电流 Isat Saturation Current (A)	温升电流 Irms Temperature Rise Current (A)
HA1050-1R0MTH00	1.00	$\pm 20\%$	100KHz	4.0	27.00	15.00
HA1050-1R5MTH00	1.50	$\pm 20\%$	100KHz	6.0	22.00	14.00
HA1050-2R2MTH00	2.20	$\pm 20\%$	100KHz	8.5	21.50	12.00
HA1050-3R3MTH00	3.30	$\pm 20\%$	100KHz	11.0	18.60	10.00
HA1050-4R7MTH00	4.70	$\pm 20\%$	100KHz	17.0	14.00	9.00
HA1050-5R6MTH00	5.60	$\pm 20\%$	100KHz	20.0	13.50	9.00
HA1050-6R8MTH00	6.80	$\pm 20\%$	100KHz	25.0	12.60	9.00
HA1050-8R2MTH00	8.20	$\pm 20\%$	100KHz	30.0	12.50	7.00
HA1050-100MTH00	10.00	$\pm 20\%$	100KHz	38.0	10.00	6.00
HA1050-150MTH00	15.00	$\pm 20\%$	100KHz	50.0	9.00	5.00
HA1050-220MTH00	22.00	$\pm 20\%$	100KHz	60.0	7.00	4.50
HA1050-330MTH00	33.00	$\pm 20\%$	100KHz	105.0	6.00	3.50
HA1050-470MTH00	47.00	$\pm 20\%$	100KHz	145.0	4.00	3.00
HA1050-680MTH00	68.00	$\pm 20\%$	100KHz	250.0	3.15	2.70
HA1050-820MTH00	82.00	$\pm 20\%$	100KHz	300.0	3.00	2.00
HA1050-101MTH00	100.00	$\pm 20\%$	100KHz	320.0	2.30	1.00

**\* HA1250 Type**

规格型号 Part No.	电感量 Inductance ( $\mu$ H)	公差 Tolerance	测试频率 Test Freq.	直流电阻 Direct Current Resistance DCR(m $\Omega$ ) Max	饱和电流 Isat Saturation Current (A)	温升电流 Irms Temperature Rise Current (A)
HA1250-R68MTH00	0.68	$\pm 20\%$	100KHz	2.3	41.00	20.00
HA1250-R82MTH00	0.82	$\pm 20\%$	100KHz	3.0	39.00	19.00
HA1250-1R0MTH00	1.00	$\pm 20\%$	100KHz	4.0	36.00	18.00
HA1250-1R5MTH00	1.50	$\pm 20\%$	100KHz	4.1	27.00	18.00
HA1250-2R2MTH00	2.20	$\pm 20\%$	100KHz	4.5	25.00	16.00
HA1250-3R3MTH00	3.30	$\pm 20\%$	100KHz	10.0	23.00	15.00
HA1250-4R7MTH00	4.70	$\pm 20\%$	100KHz	15.0	22.00	12.00
HA1250-6R8MTH00	6.80	$\pm 20\%$	100KHz	20.0	19.00	11.00
HA1250-8R2MTH00	8.20	$\pm 20\%$	100KHz	24.0	18.00	10.00
HA1250-100MTH00	10.00	$\pm 20\%$	100KHz	26.0	14.00	6.00
HA1250-150MTH00	15.00	$\pm 20\%$	100KHz	35.0	12.00	6.00
HA1250-220MTH00	22.00	$\pm 20\%$	100KHz	55.0	8.00	4.00
HA1250-330MTH00	33.00	$\pm 20\%$	100KHz	80.0	6.00	3.00
HA1250-470MTH00	47.00	$\pm 20\%$	100KHz	110.0	5.00	2.50
HA1250-560MTH00	56.00	$\pm 20\%$	100KHz	180.0	3.50	2.00
HA1250-680MTH00	68.00	$\pm 20\%$	100KHz	210.0	3.50	1.50

**\* HA1265 Type**

规格型号 Part No.	电感量 Inductance ( $\mu$ H)	公差 Tolerance	测试频率 Test Freq.	直流电阻 Direct Current Resistance DCR(m $\Omega$ ) Max	饱和电流 Isat Saturation Current (A)	温升电流 Irms Temperature Rise Current (A)
HA1265-1R0MTH00	1.0	$\pm 20\%$	100KHz	3.0	49.00	25.00
HA1265-1R5MTH00	1.5	$\pm 20\%$	100KHz	4.0	45.00	22.00
HA1265-2R2MTH00	2.2	$\pm 20\%$	100KHz	4.5	40.00	18.00
HA1265-3R3MTH00	3.3	$\pm 20\%$	100KHz	8.5	25.20	15.50
HA1265-4R7MTH00	4.7	$\pm 20\%$	100KHz	14.0	22.50	14.00
HA1265-5R6MTH00	5.6	$\pm 20\%$	100KHz	15.0	20.00	12.00
HA1265-6R8MTH00	6.8	$\pm 20\%$	100KHz	18.0	18.00	12.00
HA1265-8R2MTH00	8.2	$\pm 20\%$	100KHz	25.0	16.00	10.00
HA1265-100MTH00	10.0	$\pm 20\%$	100KHz	25.0	15.00	10.00
HA1265-220MTH00	22.0	$\pm 20\%$	100KHz	48.0	12.00	7.00
HA1265-330MTH00	33.0	$\pm 20\%$	100KHz	66.0	6.50	4.00
HA1265-470MTH00	47.0	$\pm 20\%$	100KHz	90.0	5.00	3.50
HA1265-560MTH00	56.0	$\pm 20\%$	100KHz	110.0	4.00	3.00
HA1265-680MTH00	68.0	$\pm 20\%$	100KHz	123.0	3.00	2.50
HA1265-101MTH00	100.0	$\pm 20\%$	100KHz	180.0	3.00	2.50
HA1265-121MTH00	120.0	$\pm 20\%$	100KHz	250.0	2.80	2.00
HA1265-151MTH00	150.0	$\pm 20\%$	100KHz	280.0	2.50	1.60

**\* HA1770 Type**

规格型号 Part No.	电感量 Inductance ( $\mu$ H)	公差 Tolerance	测试频率 Test Freq.	直流电阻 Direct Current Resistance DCR(m $\Omega$ ) Max	饱和电流 Isat Saturation Current (A)	温升电流 Irms Temperature Rise Current (A)
HA1770-100MTA00	10.00	$\pm 20\%$	100KHz	15.0	16.00	11.00
HA1770-150MTA00	15.00	$\pm 20\%$	100KHz	20.0	10.80	8.50
HA1770-330MTA00	33.00	$\pm 20\%$	100KHz	37.0	11.00	7.50
HA1770-470MTA00	47.00	$\pm 20\%$	100KHz	47.0	6.80	6.30
HA1770-680MTA00	68.00	$\pm 20\%$	100KHz	80.0	4.05	3.60
HA1770-820MTA00	82.00	$\pm 20\%$	100KHz	105.0	4.05	3.60
HA1770-101MTA00	100.00	$\pm 20\%$	100KHz	120.0	3.15	2.70

备注：测试电压为 1V。

Remarks: The test voltage is 1V.

Isat: 指使电感量比初始值下降 30% 的电流值，加载电流的时间 1 秒以内。

The DC current at which the inductance drops 30% from its value without current, load current time within 1s.

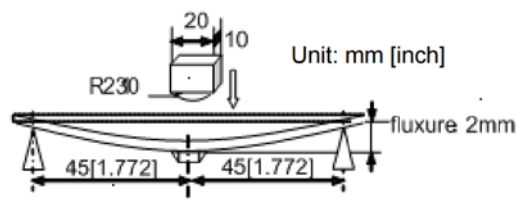
Irms: 指使电感器表面温度上升 40℃ 的电流值。

The DC current that increases the surface temperature of the inductor by 40°C.

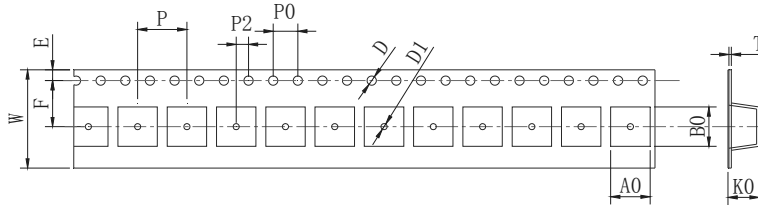
**◆可靠性测试方法**
**Reliability Test Method**

序号 No.	项目 Items	要求 Requirements	试验方法及备注 Test Methods and Remarks
1	绝缘电阻 Insulation Resistance	$\geq 1M\Omega$	在电感器线圈和磁芯之间施加 30 V 直流电压保持 5s。 30 V DC between inductor coil and core for 5 seconds.
2	可焊性 Solderability	电极面 95%以上覆盖新的焊料。 95% or more of electrode area shall be coated by new solder.	在 $245\pm 5^{\circ}\text{C}$ 熔融的焊锡 (96.5Sn/3.0Ag/0.5Cu) 中浸 $5\pm 1\text{s}$ 。 Dip pads in flux and dip in solder pot (96.5Sn/3.0Ag/0.5Cu) at $245\pm 5^{\circ}\text{C}$ for (5±1) seconds.
3	耐焊接热 Resistance to Soldering Heat	外观无可见机械损伤； 电感量变化率： $\pm 10\%$ 以内。 No visible mechanical damage. Inductance change: Within $\pm 10\%$	在 $260\pm 5^{\circ}\text{C}$ 熔融的焊锡 (96.5Sn/3.0Ag/0.5Cu) 中浸 $10\pm 1\text{s}$ 。 Dip pads in flux and dip in solder pot (96.5Sn/3.0Ag/0.5Cu) at $260\pm 5^{\circ}\text{C}$ for (10±1) seconds.
4	端子强度 Terminal Strength	元件端子无松动、无脱落。 No looseness of shedding of terminals.	使用焊料将电感器焊接到试验板上，然后按箭头方向分别施加 10N 的力，保持时间 $10\pm 1\text{s}$ 。 The inductor is welded to the test plate with solder, and then applied 10 N force in the direction of arrow and kept for $10 \pm 1\text{s}$ . 
5	耐高温 High Temperature	外观无可见机械损伤； 电感量变化率： $\pm 10\%$ 以内。 No visible mechanical damage. Inductance change: Within $\pm 10\%$	温度 $+125\pm 2^{\circ}\text{C}$ ，时间 $1000^{\pm 2}\text{h}$ ，在室温下放置 2 小时后、48 小时内测试。 Temperature $125\pm 2^{\circ}\text{C}$ ，time $1000^{\pm 2}\text{h}$ ，test within 48 hours after 2 hours of placement at room temperature.
6	耐低温 Low Temperature	外观无可见机械损伤； 电感量变化率： $\pm 10\%$ 以内。 No visible mechanical damage. Inductance change: Within $\pm 10\%$	温度 $-40\pm 2^{\circ}\text{C}$ ，时间 $1000^{\pm 2}\text{h}$ ；在室温下放置 2 小时后、48 小时内测试。 Temperature $-40^{\circ}\text{C} \pm 2^{\circ}\text{C}$ ，time $1000^{\pm 2}\text{h}$ ，test within 48 hours after 2 hours of placement at room temperature.
7	温度冲击 Thermal Shock	外观无可见机械损伤； 电感量变化率： $\pm 10\%$ 以内。 No visible mechanical damage. Inductance change: Within $\pm 10\%$	$(-40\pm 3)^{\circ}\text{C}$ ，时间 $(30\pm 3)\text{min} \leftrightarrow (125\pm 2)^{\circ}\text{C}/(30\pm 3)\text{min}$ ，转换时间 $(2\sim 3)\text{min}$ ，循环 32 次；在室温下放置 2 小时后、48 小时内测试。 The test sample shall be placed at $(-40\pm 3)^{\circ}\text{C}$ and $(125\pm 2)^{\circ}\text{C}$ for $(30\pm 3)\text{min}$ ，different temperature conversion time is 2~3 minutes. The temperature cycle shall be repeated 32 cycles. Test within 48 hours after 2 hours of placement at room temperature.
8	温度特性 Temperature Characteristic	电感量变化率 $P_{c-b}, P_{c-d}$ 不超过 $\pm 20\%$ 。 Inductance change $P_{c-b}, P_{c-d}$ : Within $\pm 20\%$	在 $-40^{\circ}\text{C} \sim +125^{\circ}\text{C}$ 的环境下测量电感量值，分别与 $20^{\circ}\text{C}$ 环境下测量的电感量进行比较。 Based on the inductance at $20^{\circ}\text{C}$ and Measured at the ambient of $-40^{\circ}\text{C} \sim +125^{\circ}\text{C}$ .
9	恒定湿热 Constant Damp Heat	外观无可见机械损伤； 电感量变化率： $\pm 10\%$ 以内。 No visible mechanical damage. Inductance change: Within $\pm 10\%$	将电感器放置于湿度 $(90\sim 95)\%RH$ ，温度 $60\pm 2^{\circ}\text{C}$ 的环境中存放 $1000^{\pm 2}\text{h}$ ，在室温下放置 2 小时后、48 小时内测试。 The inductors were stored for $1000 + 240\text{h}$ at humidity $(90\sim 95)\%RH$ ，temperature $60\pm 2^{\circ}\text{C}$ ，and tested within 48h after 2H at room temperature.

(续上表 Continue the above table)

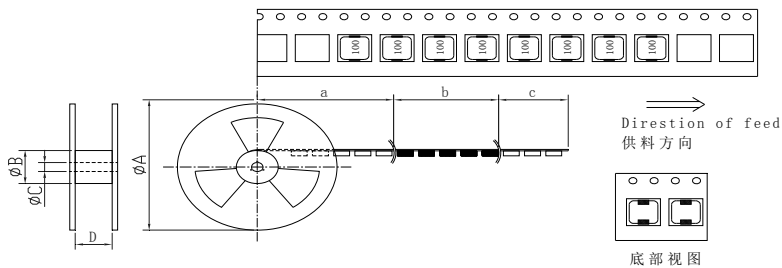
序号 No.	项目 Items	要求 Requirements	试验方法及备注 Test Methods and Remarks
10	振动 Vibration	外观无可见机械损伤; 电感量变化率: $\pm 10\%$ 以内。 No visible mechanical damage. Inductance change: Within $\pm 10\%$	使用焊料将电感器焊接到试验板上, 试验板固定于振动试验夹具使之与振动台刚性连接。试验按以下条件进行: 振动频率范围: 10Hz~55Hz 振幅: 1.5mm (加速度 $\leq 196\text{m/s}^2$ ) 一次循环时间: 1min (10Hz→55Hz→10Hz) 振动时间: X/Y/Z 轴各 2H (共 6H) The inductor is welded to the test plate with solder, and the test plate is fixed to the vibration test fixture so that it is rigidly connected with the vibration table. The test shall be conducted according to the following conditions: Vibration frequency range: 10Hz~55Hz Amplitude: 1.5mm (Acceleration $\leq 196\text{m/s}^2$ ) One cycle time: 1min (10Hz → 55Hz → 10Hz) Vibration time: 2 hours for X/Y/Z axis ( Total of 6 hours)
11	弯曲试验 Resistance to Flexure	外观无可见机械损伤; No visible mechanical damage.	使用焊料将电感器焊接到试验板上, 然后施加一个垂直方向的力 (如图所示), 试验按以下条件进行: 弯曲度: 2mm 加压速度: 0.5mm/s 保持时间: $30\pm 1\text{s}$ 测试板厚度: 1.0mm The inductor is welded to the test plate with solder, and then apply a vertical force (as shown in the figure). The test shall be conducted according to the following conditions: Curvature: 2mm Pressurization speed: 0.5mm/s Holding time: $30 \pm 1\text{s}$ Thickness of test plate: 1.0mm 
12	高温负载 (寿命) High-temperature Load (Life-span)	外观无可见机械损伤; 电感量变化率: $\pm 10\%$ 以内。 No visible mechanical damage. Inductance change: Within $\pm 10\%$	温度 $85\text{ }^\circ\text{C} \pm 2\text{ }^\circ\text{C}$ , 时间 $1000\text{ }^\circ\text{h}$ , 施加额定电流, 在室温下放置 2 小时后、48 小时内测试。 Temperature $85\text{ }^\circ\text{C} \pm 2\text{ }^\circ\text{C}$ , Time $1000\text{ }^\circ\text{h}$ , apply a rated current, test within 48 hours after 2 hours of placement at room temperature. 注: 加载电流时零件表面温度超过 $125\text{ }^\circ\text{C}$ 的, 需要对电流降额到零件表面温度不超过 $125\text{ }^\circ\text{C}$ 。 Note: If the surface temperature of the part over $125\text{ }^\circ\text{C}$ when the current is loaded, the current need to reduce until the surface temperature of the part less than $125\text{ }^\circ\text{C}$ .



**◆包装**
**Packaging**
**\* 载带尺寸**
**Tape Dimension**


单位(Unit): mm

型号 Part	W	A0	B0	D	D1	E	F	K0	P0	P2	P	T
0420	12±0.5	4.5±0.3	5.1±0.3	1.5±0.3	1.5±0.3	1.75±0.3	5.5±0.3	2.3±0.3	4.0±0.3	2.0±0.3	8.0±0.3	0.35±0.1
0520	12±0.5	5.3±0.3	5.4±0.3	1.5±0.3	1.5±0.3	1.75±0.3	5.5±0.3	2.2±0.3	4.0±0.3	2.0±0.3	8.0±0.3	0.30±0.1
0530	12±0.5	5.3±0.3	5.4±0.3	1.5±0.3	1.5±0.3	1.75±0.3	5.5±0.3	2.2±0.3	4.0±0.3	2.0±0.3	8.0±0.3	0.30±0.1
0630	16±0.5	7.0±0.3	7.0±0.3	1.5±0.3	1.5±0.3	1.75±0.3	7.5±0.3	3.3±0.2	4.0±0.3	2.0±0.3	12±0.2	0.35±0.1
0650	16±0.5	6.6±0.3	7.6±0.3	1.5±0.3	1.5±0.3	1.75±0.3	7.5±0.3	5.2±0.3	4.0±0.3	2.0±0.3	12±0.2	0.35±0.1
1040	24±0.5	10.5±0.3	11.4±0.3	1.5±0.3	1.5±0.3	1.75±0.3	11.5±0.3	4.1±0.3	4.0±0.3	2.0±0.3	16±0.3	0.35±0.1
1050	24±0.5	10.5±0.3	11.4±0.3	1.5±0.3	1.5±0.3	1.75±0.3	11.5±0.3	5.1±0.3	4.0±0.3	2.0±0.3	16±0.3	0.35±0.1
1250	24±0.5	13.0±0.3	15±0.3	1.5±0.3	1.5±0.3	1.75±0.3	11.5±0.3	5.6±0.3	4.0±0.3	2.0±0.3	16±0.3	0.40±0.1
1265	24±0.5	13.0±0.3	13±0.3	1.5±0.3	1.5±0.3	1.75±0.3	11.5±0.3	6.8±0.3	4.0±0.3	2.0±0.3	16±0.3	0.40±0.1
1770	32±0.5	17.5±0.3	18.3±0.3	1.5±0.3	---	1.75±0.3	14.2±0.3	7.7±0.3	4.0±0.3	2.0±0.3	24±0.3	0.50±0.1

**\* 卷盘尺寸及供料方向**
**Reel Size & Direction Of Feed**


单位(Unit): mm

型号 Part	A (Typ.)	B (Typ.)	C (Typ.)	D (Typ.)	a	b	c
0420	330	100	13	12.4	空带 Blank portions	装元件 Chip cavity	引带 Leader
0520	330	100	13	12.4			
0530	330	100	13	12.4			
0630	330	100	13	16.4			
0650	330	100	13	16.4			
1040	330	100	13	24.4			
1050	330	100	13	24.4			
1250	330	100	13	24.4			
1265	330	100	13	24.4			
1770	330	100	13	32.4			

\* 包装数量

Packing quantity

型号 Part	卷盘 Reel (PCS)	纸盒 Box (PCS)	纸箱 Carton (PCS)
0420	3,000	15,000	45,000
0520	2,000	10,000	20,000
0530	2,000	10,000	20,000
0630	1,500	6,000	12,000
0650	1,000	4,000	8,000
1040	750	2,250	4,500
1050	750	2,250	4,500
1250	500	1,500	3,000
1265	400	1,200	2,400
1770	300	600	1800

◆ 推荐使用的焊接曲线

Recommended soldering profile

\* 本产品建议使用回流焊接法

Applicable soldering process to the products is reflow soldering.

\* 焊接材料

焊料: Sn-3.0Ag-0.5Cu

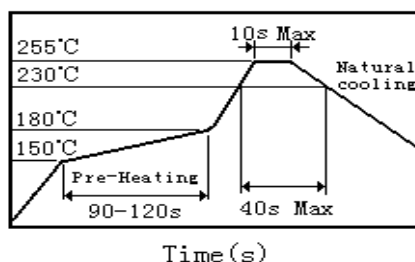
Solder: Sn-3.0Ag-0.5Cu

助焊剂: 使用松香基助焊剂, 禁止使用卤化物含量超过 0.2wt% 的强酸性助焊剂和水溶性助焊剂。

Flux: Use rosin-based flux, but not strongly acidic flux (with chlorine exceeding 0.2 wt%). Do not use water-soluble flux.

\* 焊接曲线

Soldering Profile



◆ 贮存要求

Storage Requirements

\* 存储期限: 为保证电感的焊接特性和包装材料处于良好状态, 请于本公司发货后 6 个月内使用本产品。同时, 由于电感的焊接特性会随时间发生变化, 如果贮存时间超过 6 个月, 请首先确认其焊接特性后再使用。

Storage Period: In order to ensure that the welding characteristics and packaging materials of the inductor are in good condition, please use this product within 6 months after the company ships it. At the same time, because the welding characteristics of the inductor will change with time, if the storage time exceeds 6 months, please confirm its welding characteristics before use.

\* 存储条件:

温度: -10 to +40°C (编带包装的电感器); -40 to +85°C (电感器本体)

相对湿度: 30~70%RH

Storage Conditions:

Temperature: -10 to +40°C ( Inductors With Taping); -40 to +85°C (Inductors Body)

Humidity: 30~70%RH

## X-ON Electronics

Largest Supplier of Electrical and Electronic Components

*Click to view similar products for [Fixed Inductors](#) category:*

*Click to view products by [Fenghua Advanced](#) manufacturer:*

Other Similar products are found below :

[CR32NP-100KC](#) [70F224AI](#) [MHQ1005P10NJ](#) [MHQ1005P1N0S](#) [MHQ1005P2N4S](#) [MHQ1005P3N6S](#) [MHQ1005P5N1S](#) [MHQ1005P8N2J](#)  
[PE-53601NL](#) [PE-53602NL](#) [PG0936.113NLT](#) [9220-20](#) [9310-16](#) [PM06-2N7](#) [PM06-39NJ](#) [A01TK](#) [1206CS-471XJ](#) [HC2-R47-R](#) [HC8-1R2-R](#)  
[HCF1305-3R3-R](#) [1206CS-151XG](#) [RCH664NP-4R7M](#) [RCP1317NP-391L](#) [DH2280-4R7M](#) [DS1608C-106](#) [B10TJ](#) [B82498B3101J000](#) [ELJ-](#)  
[RE27NJF2](#) [1812CS-153XJ](#) [1812CS-183XJ](#) [1812CS-223XJ](#) [1812LS-104XJ](#) [1812LS-105XJ](#) [1812LS-124XJ](#) [1812LS-154XJ](#) [1812LS-223XJ](#)  
[1812LS-224XJ](#) [1812LS-563XJ](#) [1812LS-683XJ](#) [1812LS-824XJ](#) [NIN-FB101JTR110F](#) [NIN-FB471JTR62F](#) [NIN-FC1R5JTR220F](#) [NIN-](#)  
[HCR15JTRF](#) [NIN-HCR33JTRF](#) [NIN-HDR22JTRF](#) [NIN-HDR82JTRF](#) [NIN-HK2N7STRF](#) [NIN-PA150KTR370F](#) [NIN-PB100KTR550F](#)