

# 薄膜片式固定電阻器 - T 系列

THIN FILM CHIP FIXED RESISTOR - T SERIES

## ■ 薄膜片式固定電阻器 - T 系列

Thin Film Chip Fixed Resistor - T Series

### ● 特點 Features

- \* 低溫度系數及高精度( $\pm 0.01\%$ ;  $\pm 2\text{ppm}/^\circ\text{C}$ )  
Low TCR and high accuracy( $\pm 0.01\%$ ;  $\pm 2\text{ppm}/^\circ\text{C}$ )
- \* 適應再流焊與波峰焊  
Suit for re-flow and wave soldering
- \* 良好的耐濕性, 高可靠性  
Excellent moisture resistance, corrosion resistance
- \* 符合ROHS指令要求  
Compliant with RoHS directive
- \* 符合無鹵素要求  
Halogen free requirement



### ● 應用領域 Applications

醫學儀器、測試/測量設備、打印設備、自動設備控制器、轉換器、通訊設備、手機等。  
Medical Equipment, Test/Measurement Equipment, Printer Equipment, Automatic Equipment Controller, Converters, Communication Device, Mobile phone etc.

### ● 品名構成 Type Designation

| T   | E                           | 05                     | G                  | 1003       | B                      | T                                 |   |            |                                       |            |                                |   |                     |
|---|-----------------------------|------------------------|--------------------|------------|------------------------|-----------------------------------|---|------------|---------------------------------------|------------|--------------------------------|---|---------------------|
| 產品代號<br>Product Code  | 額定功率代號<br>Power Rating Code |                        | 封裝尺寸<br>Dimensions |            | 電阻溫度系數代號<br>T.C.R Code |                                   | 電阻值代號<br>Resistance Value Code  |            | 阻值誤差精度代號<br>Resistance Tolerance Code |            | 包裝方式代號<br>Packaging Style Code |   |                     |
| T 系列<br>薄膜片式<br>固定電阻<br>T Series<br>Thin Film<br>Chip Fixed<br>Resistor | 代號<br>Code                  | 額定功率系列<br>Power rating | 代號<br>Code         | 型號<br>Type | 代號<br>Code             | T.C.R<br>(ppm/ $^\circ\text{C}$ ) | 四位數表示:<br>4digit<br><br>例如<br>Example:<br>10R0: 10 $\Omega$<br>1000: 100 $\Omega$<br>4321: 4.32K $\Omega$ | 代號<br>Code | 誤差精度<br>Tolerance                     | 代號<br>Code | 包裝方法<br>Packaging Style        |   |                     |
|   | A                           | 1/32W                  | 01                 | 0201       | D                      | $\pm 5$                           |   | A          | $\pm 0.05\%$                          |            |                                | T | 編帶包裝<br>Tape & Reel |
|   | C                           | 1/16W                  | 02                 | 0402       | E                      | $\pm 10$                          |   | B          | $\pm 0.1\%$                           | C          | 塑料袋散裝<br>Case                  |   |                     |
|   | D                           | 1/10W                  | 03                 | 0603       | F                      | $\pm 15$                          |   | C          | $\pm 0.25\%$                          |            |                                |   |                     |
|   | E                           | 1/8W                   | 05                 | 0805       | G                      | $\pm 25$                          |   | D          | $\pm 0.5\%$                           |            |                                |   |                     |
|   | F                           | 1/4W                   | 06                 | 1206       | H                      | $\pm 50$                          |   | F          | $\pm 1\%$                             |            |                                |   |                     |
|   | G                           | 1/2W                   | 1210               | 1210       |                        |                                   |   |            |                                       |            |                                |   |                     |
|   | R                           | 1/3W                   | 10                 | 2010       |                        |                                   |   |            |                                       |            |                                |   |                     |
|   | H                           | 3/4W                   | 12                 | 2512       |                        |                                   |   |            |                                       |            |                                |   |                     |
|   | J                           | 1W                     |                    |            |                        |                                   |   |            |                                       |            |                                |   |                     |

### ● 結構 Construction



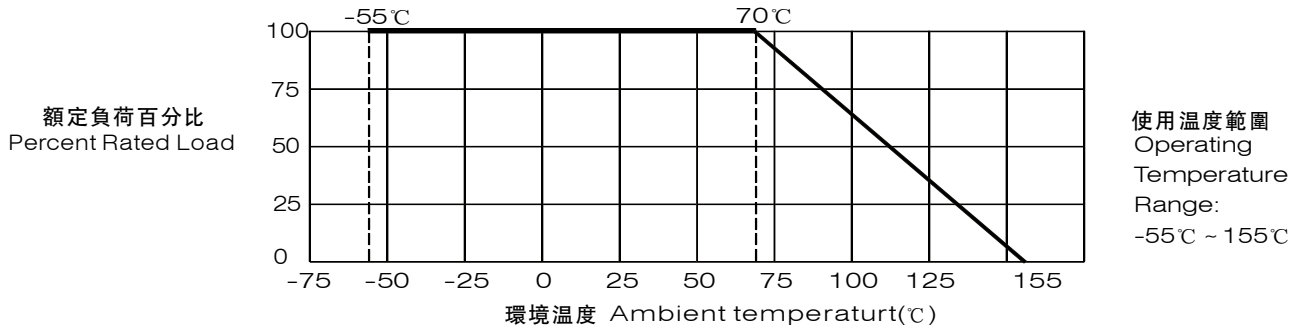
- ① 陶瓷基板 Ceramic Substrate
- ② 背電極 Bottom Electrode
- ③ 面電極 Top Electrode
- ④ 端電極 Edge Electrode
- ⑤ 中間電極 Barrier Layer
- ⑥ 外部電極 External Electrode
- ⑦ 電阻體 NiCr Resistor Layer
- ⑧ 鈍化層 Passivation
- ⑨ 保護層 Protective Coating
- ⑩ 薄膜電阻專用識別碼 Thin Film Chip Resistor Code

### ● 規格尺寸 Dimensions

單位 Unit:mm

| 型號 Type | L               | w               | t               | a               | b               |
|---------|-----------------|-----------------|-----------------|-----------------|-----------------|
| 0201    | 0.60 $\pm$ 0.03 | 0.30 $\pm$ 0.03 | 0.23 $\pm$ 0.03 | 0.10 $\pm$ 0.05 | 0.15 $\pm$ 0.05 |
| 0402    | 1.00 $\pm$ 0.05 | 0.50 $\pm$ 0.05 | 0.30 $\pm$ 0.05 | 0.20 $\pm$ 0.10 | 0.25 $\pm$ 0.10 |
| 0603    | 1.60 $\pm$ 0.10 | 0.80 $\pm$ 0.10 | 0.45 $\pm$ 0.10 | 0.30 $\pm$ 0.20 | 0.30 $\pm$ 0.20 |
| 0805    | 2.00 $\pm$ 0.10 | 1.25 $\pm$ 0.15 | 0.50 $\pm$ 0.10 | 0.30 $\pm$ 0.20 | 0.40 $\pm$ 0.20 |
| 1206    | 3.20 $\pm$ 0.20 | 1.60 $\pm$ 0.15 | 0.55 $\pm$ 0.10 | 0.40 $\pm$ 0.20 | 0.50 $\pm$ 0.20 |
| 1210    | 3.20 $\pm$ 0.20 | 2.50 $\pm$ 0.20 | 0.55 $\pm$ 0.10 | 0.40 $\pm$ 0.20 | 0.50 $\pm$ 0.20 |
| 2010    | 5.00 $\pm$ 0.20 | 2.50 $\pm$ 0.20 | 0.55 $\pm$ 0.10 | 0.60 $\pm$ 0.20 | 0.60 $\pm$ 0.20 |
| 2512    | 6.30 $\pm$ 0.20 | 3.20 $\pm$ 0.20 | 0.55 $\pm$ 0.10 | 0.60 $\pm$ 0.20 | 0.60 $\pm$ 0.20 |

### ● 負荷下降曲線 Derating Curve



注：當電阻使用的環境溫度超過70°C時，其額定負荷(額定功率)按上述曲線下降。

Note: For resistors operated in ambient over 70°C, rated load (rated power) shall be derated in accordance with the above figure.

### ● 額定值 Ratings

\* 標準產品 Standard electrical specifications

| 項目<br>Item<br>型號<br>Type | 70°C下額定功率(注)<br>Rated Power<br>at 70°C (note) | 元件極限電壓<br>Limiting<br>Element Voltage | 最大過負荷電壓<br>Max. Overload<br>Voltage | 阻值範圍<br>Resistance Range |              |            |              |            | 電阻溫度系數<br>TCR<br>(ppm/°C) |
|--------------------------|---|---------------------------------------|-------------------------------------|--------------------------|--------------|------------|--------------|------------|---------------------------|
|                          |   |                                       |                                     | ±0.05%                   | ±0.1%        | ±0.25%     | ±0.5%        | ±1%        |                           |
| 0201                     | 1/32W   | 15V                                   | 30V                                 | ---                      |              |            | 49.9Ω ~ 33KΩ |            | ±25<br>±50                |
| 0402                     | 1/16W   | 25V                                   | 50V                                 | 49.9Ω ~ 4.99KΩ           |              |            |              |            | ±5                        |
|                          |   |                                       |                                     | 49.9Ω ~ 30KΩ             | 10Ω ~ 30KΩ   |            |              |            | ±10<br>±15                |
| 0402                     | 1/16W   | 25V                                   | 50V                                 | 49.9Ω ~ 50KΩ             | 10Ω ~ 100KΩ  |            |              |            | ±25<br>±50                |
|                          |   |                                       |                                     | 24.9Ω ~ 15KΩ             |              |            |              |            | ±5                        |
| 0603                     | 1/16W   | 50V                                   | 100V                                | 24.9Ω ~ 200KΩ            | 4.7Ω ~ 200KΩ |            |              |            | ±10<br>±15                |
|                          |   |                                       |                                     | 24.9Ω ~ 200KΩ            | 4.7Ω ~ 332KΩ | 1Ω ~ 332KΩ |              | ±25<br>±50 |                           |
|                          |   |                                       |                                     | 24.9Ω ~ 30KΩ             |              |            |              |            | ±5                        |
| 0805                     | 1/10W   | 100V                                  | 200V                                | 24.9Ω ~ 330KΩ            | 4.7Ω ~ 330KΩ |            |              |            | ±10<br>±15                |
|                          |   |                                       |                                     | 24.9Ω ~ 330KΩ            | 4.7Ω ~ 1MΩ   | 1Ω ~ 1MΩ   |              | ±25<br>±50 |                           |
|                          |   |                                       |                                     | 24.9Ω ~ 50KΩ             |              |            |              |            | ±5                        |
| 1206                     | 1/8W  | 150V                                  | 300V                                | 24.9Ω ~ 470KΩ            | 4.7Ω ~ 470KΩ |            |              |            | ±10<br>±15                |
|                          |   |                                       |                                     | 24.9Ω ~ 470KΩ            | 4.7Ω ~ 1MΩ   | 1Ω ~ 1MΩ   |              | ±25<br>±50 |                           |
|                          |   |                                       |                                     | 24.9Ω ~ 50KΩ             |              |            |              |            | ±5                        |
| 1210                     | 1/4W  | 150V                                  | 300V                                | 24.9Ω ~ 470KΩ            | 4.7Ω ~ 470KΩ |            |              |            | ±10<br>±15                |
|                          |   |                                       |                                     | 24.9Ω ~ 470KΩ            | 4.7Ω ~ 1MΩ   | 1Ω ~ 1MΩ   |              | ±25<br>±50 |                           |
|                          |   |                                       |                                     | 24.9Ω ~ 50KΩ             |              |            |              |            | ±5                        |
| 2010                     | 1/4W  | 150V                                  | 300V                                | 24.9Ω ~ 470KΩ            | 4.7Ω ~ 470KΩ |            |              |            | ±10<br>±15                |
|                          |   |                                       |                                     | 24.9Ω ~ 470KΩ            | 4.7Ω ~ 1MΩ   | 1Ω ~ 1MΩ   |              | ±25<br>±50 |                           |
|                          |   |                                       |                                     | 24.9Ω ~ 50KΩ             |              |            |              |            | ±5                        |
| 2512                     | 1/2W  | 150V                                  | 300V                                | 24.9Ω ~ 470KΩ            | 4.7Ω ~ 470KΩ |            |              |            | ±10<br>±15                |
|                          |   |                                       |                                     | 24.9Ω ~ 470KΩ            | 4.7Ω ~ 1MΩ   | 1Ω ~ 1MΩ   |              | ±25<br>±50 |                           |
|                          |   |                                       |                                     | 24.9Ω ~ 50KΩ             |              |            |              |            | ±5                        |

# 薄膜片式固定電阻器 - T 系列

## THIN FILM CHIP FIXED RESISTOR - T SERIES

\* 高功率產品 High power rating electrical specifications

| 項目<br>型號<br>Type | 70°C下額定功率(注)<br>Rated Power<br>at 70°C (note) | 元件極限電壓<br>Limiting<br>Element Voltage | 最大過負荷電壓<br>Max. Overload<br>Voltage | 阻值範圍<br>Resistance Range |              |         |            |      | 電阻溫度系數<br>TCR<br>(ppm/°C) |              |
|------------------|---|---------------------------------------|-------------------------------------|--------------------------|--------------|---------|------------|------|---------------------------|--------------|
|                  |   |                                       |                                     | ± 0.05%                  | ± 0.1%       | ± 0.25% | ± 0.5%     | ± 1% |                           |              |
| 0603             | 1/10W   | 75V                                   | 150V                                | 24.9Ω ~ 15KΩ             |              |         |            |      | ± 5                       |              |
|                  |   |                                       |                                     | 24.9Ω ~ 200KΩ            | 4.7Ω ~ 200KΩ |         |            |      |                           | ± 10<br>± 15 |
|                  |   |                                       |                                     | 24.9Ω ~ 200KΩ            | 4.7Ω ~ 332KΩ |         | 1Ω ~ 332KΩ |      | ± 25<br>± 50              |              |
| 0805             | 1/8W  | 150V                                  | 300V                                | 24.9Ω ~ 30KΩ             |              |         |            |      | ± 5                       |              |
|                  |   |                                       |                                     | 24.9Ω ~ 330KΩ            | 4.7Ω ~ 330KΩ |         |            |      |                           | ± 10<br>± 15 |
|                  |   |                                       |                                     | 24.9Ω ~ 330KΩ            | 1Ω ~ 1MΩ     |         |            |      |                           | ± 25<br>± 50 |
| 1206             | 1/4W  | 200V                                  | 400V                                | 24.9Ω ~ 50KΩ             |              |         |            |      | ± 5                       |              |
|                  |   |                                       |                                     | 24.9Ω ~ 470KΩ            | 4.7Ω ~ 470KΩ |         |            |      |                           | ± 10<br>± 15 |
|                  |   |                                       |                                     | 24.9Ω ~ 470KΩ            | 1Ω ~ 1MΩ     |         |            |      |                           | ± 25<br>± 50 |
| 1210             | 1/3W  | 200V                                  | 400V                                | 24.9Ω ~ 50KΩ             |              |         |            |      | ± 5                       |              |
|                  |   |                                       |                                     | 24.9Ω ~ 470KΩ            | 4.7Ω ~ 470KΩ |         |            |      |                           | ± 10<br>± 15 |
|                  |   |                                       |                                     | 24.9Ω ~ 470KΩ            | 1Ω ~ 1MΩ     |         |            |      |                           | ± 25<br>± 50 |
| 2010             | 1/3W<br>1/2W                                  | 200V                                  | 400V                                | 24.9Ω ~ 50KΩ             |              |         |            |      | ± 5                       |              |
|                  |   |                                       |                                     | 24.9Ω ~ 470KΩ            | 4.7Ω ~ 470KΩ |         |            |      |                           | ± 10<br>± 15 |
|                  |   |                                       |                                     | 24.9Ω ~ 470KΩ            | 1Ω ~ 1MΩ     |         |            |      |                           | ± 25<br>± 50 |
| 2512             | 3/4W<br>1W                                    | 200V                                  | 400V                                | 24.9Ω ~ 50KΩ             |              |         |            |      | ± 5                       |              |
|                  |   |                                       |                                     | 24.9Ω ~ 470KΩ            | 4.7Ω ~ 470KΩ |         |            |      |                           | ± 10<br>± 15 |
|                  |   |                                       |                                     | 24.9Ω ~ 470KΩ            | 1Ω ~ 1MΩ     |         |            |      |                           | ± 25<br>± 50 |

注: 1、額定電壓 =  $\sqrt{\text{額定功率} \times \text{標稱電阻值}}$  或元件極限電壓中的較小值。  
2、使用溫度範圍: -55°C ~ 155°C.

Note: 1、Rated Voltage =  $\sqrt{\text{Power Rating} \times \text{Resistance Value}}$  or Limiting element voltage whichever is lower.  
2、Operating temp. Range: -55°C ~ 155°C.

### • 特性 Characteristics

| 試驗項目<br>Test Item                | 標準 Specification                    |                            | 測試方法 (IEC 60115-1)<br>Test Method (IEC 60115-1)  |
|----------------------------------|-------------------------------------|----------------------------|--|
|                                  | 常規功率系列<br>Normal power rating       | 高功率系列<br>High power rating |  |
| 電阻溫度系數<br>T.C.R                  | 在規定值內<br>within specified T.C.R     |                            | IEC 60115-1 4.8<br>+25°C/-55°C/+25°C/+125°C/+25°C  |
| 絕緣電阻<br>Insulation<br>Resistance | 1000MΩ Min                          |                            | IEC 60115-1 4.6<br>在電極與基片間施加100V ± 15V直流電壓,保持1分鐘,然後測絕緣電阻值。<br>Apply DC 100V ± 15V between substrate and termination for 1 minute, then check the insulation resistance.                          |
| 耐電壓<br>Voltage Proof             | 無擊穿或飛弧<br>No breakdown or flashover |                            | IEC 60115-1 4.7<br>在電極與基片間以大約100V/s的速率施加有效值為最大過負荷電壓的交流電壓,保持60s ± 5s。<br>Apply max. overload voltage of AC RMS at a rate of approximately 100V/s between substrate and terminations for 60s ± 5s. |

## • 特性 Characteristics

| 試驗項目<br>Test Item  | 標準 Specification   |   | 測試方法 (IEC 60115-1)<br>Test Method (IEC 60115-1)  |
|--|--|---|--|
|  | 常規功率系列<br>Normal power rating  | 高功率系列<br>High power rating  |  |
| 短時間過負載<br>Short Time Overload                            | 無可見損傷<br>No mechanical damage<br>$\Delta R \leq \pm(0.2\%R+0.05\Omega)$  | 無可見損傷<br>No mechanical damage<br>$\Delta R \leq \pm(0.5\%R+0.05\Omega)$ | IEC 60115-1 4.13<br>施加2.5倍額定電壓或最大過負載電壓(取較小者)持續5秒。<br>Apply 2.5 times rated voltage or Max overload voltage, whichever is lower, for 5 s.   |
| 耐焊接熱<br>Resistance to Soldering Heat                     | 無可見損傷<br>No mechanical damage<br>$\Delta R \leq \pm(0.2\%R+0.05\Omega)$  |   | IEC 60115-1 4.18<br>270°C ± 5°C 10秒 ± 1秒<br>270°C ± 5°C 10s ± 1s   |
| 可焊性<br>Solder-ability                                    | 可焊面積 ≥ 95%<br>95% Cover Min  |   | IEC 60115-1 4.17<br>245°C ± 5°C 3秒 ± 0.3秒<br>245°C ± 5°C 3s ± 0.3s   |
| 溫度快速變化<br>Rapid Change of Temperature                    | 無可見損傷<br>No mechanical damage<br>$\Delta R \leq \pm(0.25\%R+0.05\Omega)$ |   | IEC 60115-1 4.19<br>-55°C ~ 155°C 100 個循環<br>-55°C ~ 155°C 100 cycles.   |
| 70°C 耐久性<br>Endurance at 70°C                            | 無可見損傷<br>No mechanical damage<br>$\Delta R \leq \pm(0.2\%R+0.05\Omega)$  | 無可見損傷<br>No mechanical damage<br>$\Delta R \leq \pm(0.5\%R+0.05\Omega)$ | IEC 60115-1 4.25.1<br>70°C ± 2°C 額定電壓或元件極限電壓(取較小者)通1.5小時, 斷0.5小時, 持續1000小時。<br>Resistor should be exposed at 70°C ± 2°C, and apply rated voltage or limiting element voltage, whichever is lower, for 1.5h on, 0.5h off for 1000h.                       |
| 穩態濕熱<br>Damp Heat, Steady State                          | 無可見損傷<br>No mechanical damage<br>$\Delta R \leq \pm(0.3\%R+0.05\Omega)$  | 無可見損傷<br>No mechanical damage<br>$\Delta R \leq \pm(0.5\%R+0.05\Omega)$ | IEC 60115-1 4.24<br>40°C ± 2°C, 93% ± 3%RH, 額定電壓或元件極限電壓(取較小者)通1.5小時, 斷0.5小時, 持續1000小時。<br>Resistor should be exposed at 40°C ± 2°C 93% ± 3%RH, and apply rated voltage or limiting element voltage, whichever is lower, for 1.5h on, 0.5h off for 1000h. |
| 低溫負載<br>Operation at Low Temperature                     | 無可見損傷<br>No mechanical damage<br>$\Delta R \leq \pm(0.2\%R+0.05\Omega)$  | 無可見損傷<br>No mechanical damage<br>$\Delta R \leq \pm(0.5\%R+0.05\Omega)$ | IEC 60115-1 4.36<br>-55°C ± 5°C, 無負載1小時, 額定電壓或元件極限電壓(取較小者)45分鐘, 無負載15分鐘。<br>-55°C ± 5°C, 1h without load, rated voltage or limiting element voltage whichever is lower for 45min, 15min without load.  |
| 上限類別溫度<br>持久性<br>Endurance at Upper Category Temperature | 無可見損傷<br>No mechanical damage<br>$\Delta R \leq \pm(0.2\%R+0.05\Omega)$  |   | IEC 60115-1 4.25.3<br>155°C ± 2°C 96小時。<br>Resistor should be exposed at 155°C ± 2°C for 96 hours.   |
| 基板彎曲試驗<br>Substrate Bending Test                         | 無可見損傷<br>No mechanical damage<br>$\Delta R \leq \pm(0.2\%R+0.05\Omega)$  |   | IEC 60115-1 4.33<br>保持時間(Duration): 60s ± 5s<br>彎曲距離(Bending Distance):<br>0201、0402、0603、0805: 5mm;<br>1206、1210: 4mm; 2010、2512: 2mm   |

## • 包裝 Packaging

包裝方式見附錄 Packaging can refer to the Appendix.

## 附錄 Appendix

### ■ 推薦焊盤尺寸 Recommend Solder Pad Size

- 片式固定電阻器 Chip fixed resistor



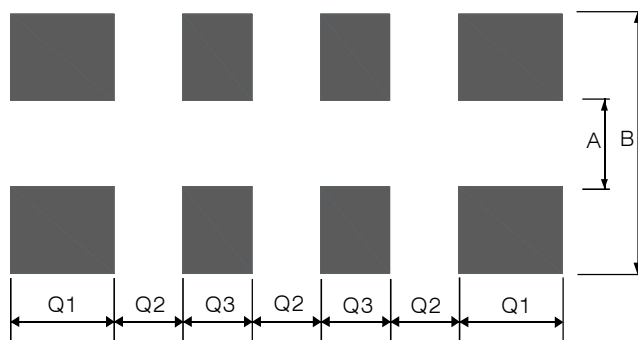
單位 unit: mm

| 厚膜電阻及薄膜電阻<br>Thick Film Resistor and<br>Thin Film Resistor |      |      |      |
|--|------|------|------|
| 型號 Type  | A    | B    | C    |
| 01005  | 0.17 | 0.60 | 0.22 |
| 0201   | 0.23 | 0.84 | 0.38 |
| 0402   | 0.45 | 1.45 | 0.60 |
| 0603   | 0.80 | 2.50 | 0.95 |
| 0805   | 1.05 | 3.25 | 1.40 |
| 1206   | 1.90 | 4.50 | 1.75 |
| 1210   | 2.00 | 4.60 | 2.70 |
| 2010   | 3.50 | 6.50 | 2.70 |
| 2512   | 4.80 | 7.80 | 3.40 |
| 2512<br>(2W)   | 2.70 | 7.80 | 3.60 |

單位 unit: mm

| 合金片式固定電阻<br>Metal Foil Resistor |           |     |     |     |
|---------------------------------|-----------|-----|-----|-----|
| 型號 Type                         | 阻值 (mΩ)   | A   | B   | C   |
| 0603                            | R003~R004 | 0.4 | 2.8 | 1.0 |
|                                 | R005~R030 | 0.6 |     |     |
| 0805                            | R003~R004 | 0.5 | 3.2 | 1.4 |
|                                 | R005~R047 | 0.8 |     |     |
| 1206                            | R003~R004 | 0.8 | 4.4 | 1.8 |
|                                 | R005~R068 | 1.8 |     |     |
| 2010                            | R003~R009 | 1.6 | 6.3 | 2.9 |
|                                 | R010~R100 | 2.7 |     |     |
| 2512                            | R002~R004 | 1.0 | 8.0 | 3.4 |
|                                 | R005~R200 | 3.8 |     |     |

- 厚膜片式網絡電阻器 Thick film chip network resistor



RCMY08 / RCMT08 / RCML08

單位 unit: mm

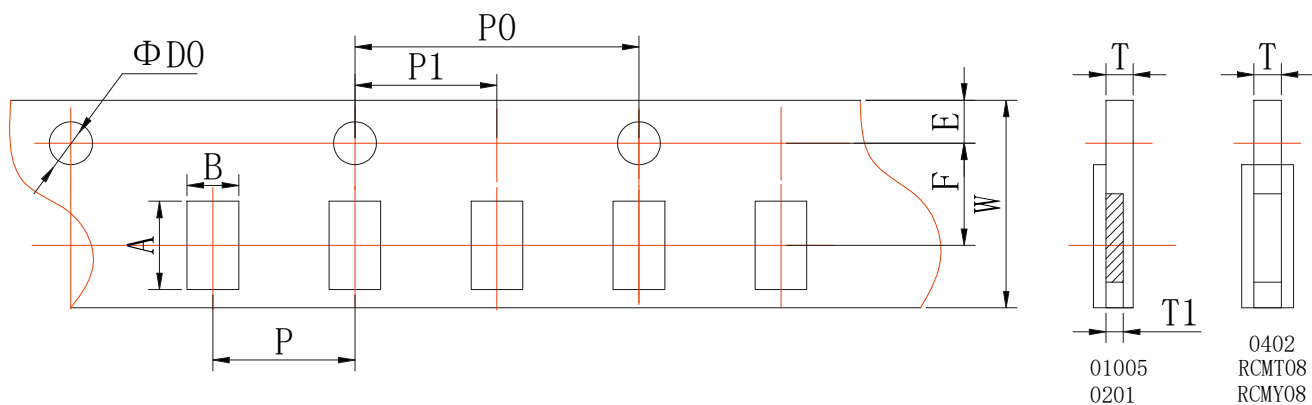
| 型號 Type | A    | B    | Q1   | Q2   | Q3   |
|---------|------|------|------|------|------|
| RCMY08  | 0.30 | 0.90 | 0.20 | 0.20 | 0.20 |
| RCMT08  | 0.38 | 1.60 | 0.40 | 0.20 | 0.30 |
| RCML08  | 0.80 | 2.70 | 0.60 | 0.40 | 0.40 |

## ■ 包装 Packaging

### ● 紙帶編帶 Paper Taping

適用於01005、0201、0402、RCMY08、RCMT08；

For 01005、0201、0402、RCMY08、RCMT08；



單位 unit: mm

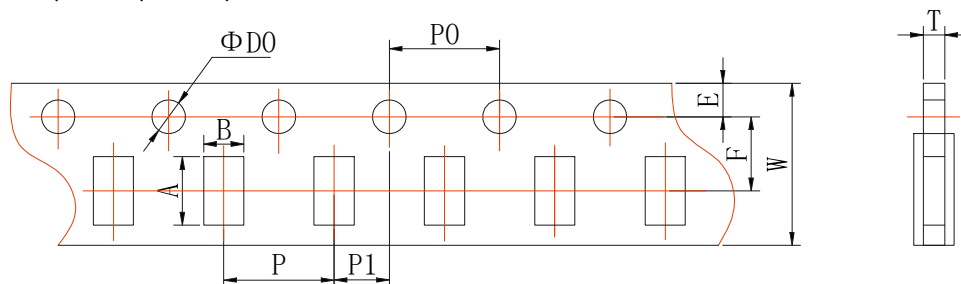
| 型號 Type | A         | B         | W         | F         | E         |
|---------|-----------|-----------|-----------|-----------|-----------|
| 01005   | 0.45±0.02 | 0.25±0.02 | 8.00±0.02 | 3.50±0.05 | 1.75±0.05 |
| 0201    | 0.70±0.10 | 0.40±0.10 | 8.00±0.20 | 3.50±0.05 | 1.75±0.10 |
| 0402    | 1.20±0.10 | 0.70±0.10 | 8.00±0.20 | 3.50±0.05 | 1.75±0.10 |
| RCMY08  | 1.57±0.05 | 0.77±0.05 | 8.00±0.20 | 3.50±0.05 | 1.75±0.10 |
| RCMT08  | 2.20±0.10 | 1.20±0.10 | 8.00±0.20 | 3.50±0.05 | 1.75±0.10 |

單位 unit: mm

| 型號 Type | P         | P0        | P1        | ΦD0       | T1        | T         |
|---------|-----------|-----------|-----------|-----------|-----------|-----------|
| 01005   | 2.00±0.05 | 4.00±0.10 | 2.00±0.05 | 1.55±0.02 | 0.17±0.02 | 0.31±0.02 |
| 0201    | 2.00±0.05 | 4.00±0.10 | 2.00±0.05 | 1.50±0.10 | 0.28±0.04 | 0.42±0.05 |
| 0402    | 2.00±0.05 | 4.00±0.10 | 2.00±0.05 | 1.50±0.10 | /         | 0.42±0.05 |
| RCMY08  | 2.00±0.05 | 4.00±0.10 | 2.00±0.05 | 1.50±0.10 | /         | 0.60±0.10 |
| RCMT08  | 2.00±0.10 | 4.00±0.10 | 2.00±0.05 | 1.50±0.10 | /         | 0.60±0.10 |

適用於0603、0805、1206、1210、RCML08；

For 0603、0805、1206、1210、RCML08；



# 片式電阻包裝方式及注意事項

## PACKAGING AND PRECAUTION OF CHIP RESISTOR

單位 unit: mm

| 型號 Type | A               | B               | W               | F               | E               |
|---------|-----------------|-----------------|-----------------|-----------------|-----------------|
| 0603    | $1.85 \pm 0.10$ | $1.10 \pm 0.10$ | $8.00 \pm 0.20$ | $3.50 \pm 0.05$ | $1.75 \pm 0.10$ |
| 0805    | $2.35 \pm 0.10$ | $1.65 \pm 0.10$ | $8.00 \pm 0.20$ | $3.50 \pm 0.05$ | $1.75 \pm 0.10$ |
| 1206    | $3.50 \pm 0.20$ | $1.90 \pm 0.20$ | $8.00 \pm 0.20$ | $3.50 \pm 0.05$ | $1.75 \pm 0.10$ |
| 1210    | $3.50 \pm 0.20$ | $2.80 \pm 0.20$ | $8.00 \pm 0.20$ | $3.50 \pm 0.05$ | $1.75 \pm 0.10$ |
| RCML08  | $3.50 \pm 0.20$ | $1.90 \pm 0.20$ | $8.00 \pm 0.20$ | $3.50 \pm 0.05$ | $1.75 \pm 0.10$ |

單位 unit: mm

| 型號 Type | P               | P0              | P1              | $\Phi D0$       | T  |                                 |
|---------|-----------------|-----------------|-----------------|-----------------|--|---------------------------------|
|         |                 |                 |                 |                 | 厚膜電阻及薄膜電阻<br>Thick Film Resistor and<br>Thin Film Resistor | 合金片式固定電阻<br>Metal Foil Resistor |
| 0603    | $4.00 \pm 0.10$ | $4.00 \pm 0.10$ | $2.00 \pm 0.05$ | $1.50 \pm 0.10$ | $0.60 \pm 0.10$  | $0.75 \pm 0.10$                 |
| 0805    | $4.00 \pm 0.10$ | $4.00 \pm 0.10$ | $2.00 \pm 0.05$ | $1.50 \pm 0.10$ | $0.75 \pm 0.10$  | $0.95 \pm 0.10$                 |
| 1206    | $4.00 \pm 0.10$ | $4.00 \pm 0.10$ | $2.00 \pm 0.05$ | $1.50 \pm 0.10$ | $0.75 \pm 0.10$  | $0.95 \pm 0.10$                 |
| 1210    | $4.00 \pm 0.10$ | $4.00 \pm 0.10$ | $2.00 \pm 0.05$ | $1.50 \pm 0.10$ | $0.75 \pm 0.10$  | ---                             |
| RCML08  | $4.00 \pm 0.10$ | $4.00 \pm 0.10$ | $2.00 \pm 0.05$ | $1.50 \pm 0.10$ | $0.75 \pm 0.10$  | ---                             |

### ● 塑料帶編帶 Embossed Taping

適用於2010、2512:

For 2010、2512:



單位 unit: mm

| 型號 Type | A0              | B0              | W                | F               | E               | t               |
|---------|-----------------|-----------------|------------------|-----------------|-----------------|-----------------|
| 2010    | $5.50 \pm 0.15$ | $2.82 \pm 0.15$ | $12.00 \pm 0.10$ | $5.50 \pm 0.10$ | $1.75 \pm 0.10$ | $0.25 \pm 0.05$ |
| 2512    | $6.78 \pm 0.15$ | $3.45 \pm 0.15$ | $12.00 \pm 0.10$ | $5.50 \pm 0.10$ | $1.75 \pm 0.10$ | $0.25 \pm 0.05$ |

單位 unit: mm

| 型號 Type | P               | P0              | P1              | $\Phi D0$            | $\Phi D1$       | K0   |                                    |
|---------|-----------------|-----------------|-----------------|----------------------|-----------------|--|------------------------------------|
|         |                 |                 |                 |                      |                 | 厚膜電阻及薄膜電阻<br>Thick Film Resistor and<br>Thin Film Resistor | 合金片式固定電阻<br>Metal Foil<br>Resistor |
| 2010    | $4.00 \pm 0.10$ | $4.00 \pm 0.10$ | $2.00 \pm 0.05$ | $1.50 \pm 0.10 / -0$ | $1.50 \pm 0.10$ | $0.84 \pm 0.10$  | $0.84 \pm 0.10$                    |
| 2512    | $4.00 \pm 0.10$ | $4.00 \pm 0.10$ | $2.00 \pm 0.05$ | $1.50 \pm 0.10 / -0$ | $1.50 \pm 0.10$ | $0.81 \pm 0.10$  | $1.00 \pm 0.10$                    |

● 卷盤 Reel



單位 unit: mm

| 型號 Type   | M       | W        | T        | A       | B        | C        | D        |
|---|---------|----------|----------|---------|----------|----------|----------|
| 01005、0201<br>0402、0603<br>0805、1206<br>1210、RCMY08、<br>RCMT08、RCML08 | 178±2.0 | 9.5±1.0  | 12.5±1.5 | 2.0±0.5 | 13.0±0.5 | 21.0±0.5 | 58.0±2.0 |
| 2010、2512   | 178±2.0 | 13.0±0.5 | 15.5±1.5 | 2.0±0.5 | 13.0±0.5 | 21.0±0.5 | 57.0±2.0 |

● 編帶包裝能力 Taping Ability

面帶拉力 Top tape peel strength

面帶拉力强度未11~70g( 0.1N~0.7N) ， 速度：300mm/min,經下列試驗后不允許有破裂斷帶現象。

Peel strength is 11~70g (0.1N~0.7N),with speed of 300mm/min,and should not have flash and tear after peeling.

測試方法 Test method:



電阻松動自如，無粘面膠帶、底膠帶現象。

Resistor is free, no sticking to top tape and bottom tape.

電阻易從紙帶中取出，且晶片孔無機械損傷。

Resistor is easy to take out from carrier tape and chip hole have no mechanical damage.



# 片式電阻包裝方式及注意事項

## PACKAGING AND PRECAUTION OF CHIP RESISTOR

### ● 包裝數量 Packaging Quantity

| 包裝方法<br>Packaging style | 編帶<br>Tape & reel |                                 |                                    |              | 塑料袋散裝<br>Case         |  |                      |
|-------------------------|-------------------|---------------------------------|------------------------------------|--------------|-----------------------|--|----------------------|
| 型號 Type                 | 01005             | 0201, 0402<br>RCMY08,<br>RCMT08 | 0603, 0805<br>1206, 1210<br>RCML08 | 2010<br>2512 | 01005<br>0201<br>0402 | 0603, 0805<br>1206,<br>RCMY08, RCMT08,<br>RCML08 | 1210<br>2010<br>2512 |
| 數量<br>Quantity(pcs)     | 20000             | 10000                           | 5000                               | 4000         | ≤50000                | ≤10000   | ≤4000                |

### ■ IEC E-24、E-96系列電阻值代碼對照表

#### IEC E-24、E-96 Series Resistance Cross-reference List

#### ● E-24 系列 E-24 series ( $\times 10^n \Omega$ )

(單位 unit: 0.001 $\Omega$ 、0.01 $\Omega$ 、0.1 $\Omega$ 、1 $\Omega$ 、10 $\Omega$ 、100 $\Omega$ 、1k $\Omega$ 、10k $\Omega$ 、100k $\Omega$ 、1M $\Omega$ 、10M $\Omega$ 、100M $\Omega$ 、1000M $\Omega$ )

表一 Table One:

|     |     |     |     |     |     |
|-----|-----|-----|-----|-----|-----|
| 1.0 | 1.5 | 2.2 | 3.3 | 4.7 | 6.8 |
| 1.1 | 1.6 | 2.4 | 3.6 | 5.1 | 7.5 |
| 1.2 | 1.8 | 2.7 | 3.9 | 5.6 | 8.2 |
| 1.3 | 2.0 | 3.0 | 4.3 | 6.2 | 9.1 |

#### ● E-96系列 E-96 series ( $\times 10^n \Omega$ )

(單位 unit: 0.001 $\Omega$ 、0.01 $\Omega$ 、0.1 $\Omega$ 、1 $\Omega$ 、10 $\Omega$ 、100 $\Omega$ 、1k $\Omega$ 、10k $\Omega$ 、100k $\Omega$ 、1M $\Omega$ 、10M $\Omega$ 、100M $\Omega$ 、1000M $\Omega$ )

表二 Table Two:

|      |      |      |      |      |      |      |      |
|------|------|------|------|------|------|------|------|
| 1.00 | 1.33 | 1.78 | 2.37 | 3.16 | 4.22 | 5.62 | 7.50 |
| 1.02 | 1.37 | 1.82 | 2.43 | 3.24 | 4.32 | 5.76 | 7.68 |
| 1.05 | 1.40 | 1.87 | 2.49 | 3.32 | 4.42 | 5.90 | 7.87 |
| 1.07 | 1.43 | 1.91 | 2.55 | 3.40 | 4.53 | 6.04 | 8.06 |
| 1.10 | 1.47 | 1.96 | 2.61 | 3.48 | 4.64 | 6.19 | 8.25 |
| 1.13 | 1.50 | 2.00 | 2.67 | 3.57 | 4.75 | 6.34 | 8.45 |
| 1.15 | 1.54 | 2.05 | 2.74 | 3.65 | 4.87 | 6.49 | 8.66 |
| 1.18 | 1.58 | 2.10 | 2.80 | 3.74 | 4.99 | 6.65 | 8.87 |
| 1.21 | 1.62 | 2.15 | 2.87 | 3.83 | 5.11 | 6.81 | 9.09 |
| 1.24 | 1.65 | 2.21 | 2.94 | 3.92 | 5.23 | 6.98 | 9.31 |
| 1.27 | 1.69 | 2.26 | 3.01 | 4.02 | 5.36 | 7.15 | 9.53 |
| 1.30 | 1.74 | 2.32 | 3.09 | 4.12 | 5.49 | 7.32 | 9.76 |

● E-96系列0603型號《乘數代碼對照表》及《電阻值代碼對照表》

E-96 series(0603)《multiplied Cross-reference List》and《Resistance Cross-reference List》

表三 Table Three:

| 乘數multiplied | $\times 10^0$ | $\times 10^1$ | $\times 10^2$ | $\times 10^3$ | $\times 10^4$ | $\times 10^5$ | $\times 10^6$ | $\times 10^7$ | $\times 10^{-1}$ | $\times 10^{-2}$ | $\times 10^{-3}$ |
|--------------|---------------|---------------|---------------|---------------|---------------|---------------|---------------|---------------|------------------|------------------|------------------|
| 代碼 code      | A             | B             | C             | D             | E             | F             | G             | H             | X                | Y                | Z                |

表四 Table Four:

| 代號 Code | E-96系列電阻 E-96 resistance | 代號 Code | E-96系列電阻 E-96 resistance | 代號 Code | E-96系列電阻 E-96 resistance | 代號 Code | E-96系列電阻 E-96 resistance |
|---------|--------------------------|---------|--------------------------|---------|--------------------------|---------|--------------------------|
| 01      | 100                      | 25      | 178                      | 49      | 316                      | 73      | 562                      |
| 02      | 102                      | 26      | 182                      | 50      | 324                      | 74      | 576                      |
| 03      | 105                      | 27      | 187                      | 51      | 332                      | 75      | 590                      |
| 04      | 107                      | 28      | 191                      | 52      | 340                      | 76      | 604                      |
| 05      | 110                      | 29      | 196                      | 53      | 348                      | 77      | 619                      |
| 06      | 113                      | 30      | 200                      | 54      | 357                      | 78      | 634                      |
| 07      | 115                      | 31      | 205                      | 55      | 365                      | 79      | 649                      |
| 08      | 118                      | 32      | 210                      | 56      | 374                      | 80      | 665                      |
| 09      | 121                      | 33      | 215                      | 57      | 383                      | 81      | 681                      |
| 10      | 124                      | 34      | 221                      | 58      | 392                      | 82      | 698                      |
| 11      | 127                      | 35      | 226                      | 59      | 402                      | 83      | 715                      |
| 12      | 130                      | 36      | 232                      | 60      | 412                      | 84      | 732                      |
| 13      | 133                      | 37      | 237                      | 61      | 422                      | 85      | 750                      |
| 14      | 137                      | 38      | 243                      | 62      | 432                      | 86      | 768                      |
| 15      | 140                      | 39      | 249                      | 63      | 442                      | 87      | 787                      |
| 16      | 143                      | 40      | 255                      | 64      | 453                      | 88      | 806                      |
| 17      | 147                      | 41      | 261                      | 65      | 464                      | 89      | 825                      |
| 18      | 150                      | 42      | 267                      | 66      | 475                      | 90      | 845                      |
| 19      | 154                      | 43      | 274                      | 67      | 487                      | 91      | 866                      |
| 20      | 158                      | 44      | 280                      | 68      | 499                      | 92      | 887                      |
| 21      | 162                      | 45      | 287                      | 69      | 511                      | 93      | 909                      |
| 22      | 165                      | 46      | 294                      | 70      | 523                      | 94      | 931                      |
| 23      | 169                      | 47      | 301                      | 71      | 536                      | 95      | 953                      |
| 24      | 174                      | 48      | 309                      | 72      | 549                      | 96      | 976                      |

### ■ 厚膜電阻阻值代碼及標記規則

#### Description for Resistance Value Code and Marking of Thick Film Chip Resistor

- 阻值代碼 Resistance Value Code



所有厚膜電阻的阻值代碼與其標記是相對應的。

All the resistance value code of thick film chip resistor is corresponding with the marking .

- 標記 Marking


\* E-24系列( $\geq 0603$ 、 $\geq \pm 5\%$ ): 採用三位數字表示, 前二位表示電阻值有效數字, 第三位表示乘以10的次方數。

E-24 series: Express resistance value on the glass side with three digits, the first two digits should be significant and the third one denote number of zeros.

例 For example:  

\* E-24系列 ( $0603$ 、 $\leq \pm 1\%$ ): 在三位數字標記下方增加下橫綫識別。

E-24 series( $0603$ 、 $\leq \pm 1\%$ ): Three digits with one short bar under marking letter.

例 For example: 

\* E-96系列和E24系列 ( $\geq 0805$ 、 $\leq \pm 1\%$ ):

▲ 採用四位數字表示, 前三位表示電阻值有效數字, 第四位表示乘以10的次方數。

E-96 series & E-24 series ( $\geq 0805$ 、 $\leq \pm 1\%$ ):

Express the resistance value with four digits, the first three digits are significant figures and the fourth denotes the number of zeros.

例 For example: 

\* E-96系列 ( $0603$ 、 $\leq \pm 1\%$ ):

▲ 採用三位代碼表示, 前二位表示E-96系列阻值代碼, 後一位字母表示乘數代碼(見表三和表四)。

Express the resistance value with three code, the first two digit code denote the resistance of E-96 series, and the third code of letter denote the multiplier

(see the table three and four).

例 For example: 


\* 小數點以“R”表示 The decimal point should be expressed by “R” .

例 For example:  

\* 跨接電阻以“0”表示 The jumper should be expressed by “0”

例 For example:  

\*  $\leq 0402$ 產品不作標記 For the chip resistor( $\leq 0402$ ), there is no mark on the glass side.

例 For example: 

\* 非IEC標準系列的電阻值標記表示方法: 一般以最接近IEC E24系列標稱阻值的標記表示方法。

For the resistance which don't belong to IEC serial, use the resistance of IEC serial which is most close to the required resistance of non-IEC serial for replacement.

\* 客戶對標記有特殊要求時, 則按照協商的結果印刷標記。

To get agreement by both party if there special requirement for the marking.

## ■ 薄膜電阻阻值代碼及標記規則

### Description for Resistance Value Code and Marking of Thin Film Chip Resistor

- 阻值代碼 Resistance Value Code

所有薄膜電阻全尺寸統一採用四位數阻值代碼表示。

All resistance value code of thin film chip resistor used four digits.

例 Example

TD03G4701BT

四位數代號表示，如：4701=4.7KΩ；1R50=1.5Ω

To use four digits code represent resistance value，

例 Example 4701=4.7KΩ；1R50=1.5Ω

- 標記 Marking

\* 當阻值同時存在于E24和E96系列時，優先採用E96系列。

When resistance value belongs to E24 as well as E96 series, we suggest preferentially use E96 series.

例 Example 10K=1002, ≠103

\* ≥0805 產品標記 For the chip resistor (≥0805):

▲ 印刷四位數字代碼；

Express the resistance value with four digits code;

例 Example

 → 100KΩ

\* 0603標記 Marking for 0603 Size Resistor

▲ 0603-E96系列：印刷三位字母代碼；

For resistance value belongs to E96 series, express the resistance value with three digits code.

例 Example

 → 2MΩ

▲ 0603-E24系列：印刷三位數字代碼；

For resistance value belongs to E24 series, express the resistance value with three digits code.

例 Example

 → 30KΩ

\* ▲ 小數點以"R"表示 The decimal point should be expressed by"R".

例 Example

 → 5.6Ω

\* ≤0402產品：不作標記 For the chip resistor (≤0402), there is no mark on the glass side.

例 Example



### ■ 電流檢測電阻阻值代碼及標記規則

#### Description for Resistance Value Code and Marking of Current Sensing Thick Film Chip Resistor

##### ● 阻值代碼 Resistance Value Code

所有電流檢測電阻全尺寸統一採用四位數阻值代碼表示。

All resistance value code of current sensing thick film chip resistor used four digits.

例 Example

RBF03MR010FT

四位數代號表示，如：R010=10mΩ；30M1=30.1mΩ

To use four digits code represent resistance value，

例 Example R010=10mΩ；30M1=30.1mΩ

##### ● 標記 Marking

\* E-24和E-96系列(≥0805、≤±5%)：採用四位標記代碼。

For the chip resistor (≥0805、≤±5%)，when resistance value belongs to E24 and E96 series，we suggest preferentially use four digits.

| 標記代碼<br>Mark Code | 阻值範圍<br>Resistance Value   | 示例<br>Sample |
|-------------------|--|--------------|
| R00X              | 1mΩ ≤ R ≤ 9mΩ  | R005=5mΩ     |
| R0XX              | 10mΩ ≤ R ≤ 99mΩ  | R033=33mΩ    |
| RXXX              | 100mΩ ≤ R ≤ 999mΩ  | R100=100mΩ   |
| XMXX              | 1mΩ < R < 10mΩ (包含小數點后兩位有效數字)<br>(Contains two significant digits after the decimal point.)  | 5M10=5.1mΩ   |
| XXMX              | 10mΩ < R < 100mΩ (包含小數點后一位有效數字)<br>(Contains one significant digit after the decimal point.) | 30M1=30.1mΩ  |

\* E-24和E-96系列(0603、≤±5%)：採用三位標記代碼。

For the chip resistor (0603、≤±5%)，when resistance value belongs to E24 and E96 series，we suggest preferentially use three digits.

| 標記代碼<br>Mark Code | 阻值範圍<br>Resistance Value Range   | 示例<br>Sample |
|-------------------|--|--------------|
| V0X               | 1mΩ ≤ R ≤ 9mΩ  | V05=5mΩ      |
| VXX               | 10mΩ ≤ R ≤ 99mΩ  | V33=33mΩ     |
| RXX               | 100mΩ ≤ R ≤ 999mΩ  | R10=100mΩ    |
| XMx               | 1mΩ < R < 10mΩ (包含小數點后一位有效數字)<br>(Contains one significant digit after the decimal point.) | 5M1=5.1mΩ    |

\* ≤0402產品不印刷標記。

For the chip resistor (≤0402)，there is no mark on the glass side.

\* 非IEC標準系列的電阻值標記表示方法：一般以最接近IEC E24系列標稱阻值的標記表示方法。

For the resistance which don't belong to IEC serial，use the resistance of IEC serial which is most close to the required resistance of non-IEC serial for replacement.

\* 客戶對標記有特殊要求時，則按照協商的結果印刷標記。

To get agreement by both party if there special requirement for the marking.

## ■ 片式電阻器使用說明 Chip Resistor Instructions for Use

### ● 本產品在以下特殊環境下應用，性能可能會受到影響：

- 1、在各種類型的液體，包括水、油、化學品、有機溶劑的使用。
- 2、在戶外直接暴露在陽光的地方，或在灰塵多的地方使用。
- 3、在產品暴露的地方，有海風或腐蝕性氣體，包括氯氣、硫化氫、氨氣、二氧化硫、二氧化氮等。
- 4、在產品暴露于靜電或電磁波的地方使用。
- 5、在產生熱量的部件、塑料綫，或其他易燃物品附近使用。
- 6、在用樹脂或其他塗層材料密封產品的情況下使用。
- 7、焊接後使用不潔焊料或使用水或水溶性清洗劑清洗產品。
- 8、片狀電阻器的基材是氧化鋁。由於和安裝基板的熱膨脹系數不同，在反復施加提供熱循環等熱應力時，接合部的焊錫（焊縫部）有時會發生裂紋。如果環境溫度反復發生很大的變動，並且載荷反復進行ON/OFF，則需要注意龜裂的發生。因熱應力而發生的龜裂，取決于所安裝的焊盤的大小、焊錫量、安裝基板的散熱性等，因此在環境溫度有很大的變化或載荷ON/OFF的條件下使用時，請充分注意以進行設計。

### ● Application of the products in a special environment can deteriorate product performance:

- 1、Use in various types of liquid, including water, oils, chemicals, and organic solvents.
- 2、Use outdoors where the products are exposed to direct sunlight, or in dusty places.
- 3、Use in places where the products are exposed to sea winds or corrosive gases, including  $Cl_2$ ,  $H_2S$ ,  $NH_3$ ,  $SO_2$ , and  $No_2$  etc.
- 4、Use in places where the products are exposed to static electricity or electromagnetic waves.
- 5、Use in proximity to heat-producing components, plastic cords, or other flammable items.
- 6、Use involving sealing or coating the products with resin or other coating materials.
- 7、Use involving unclean solder or use of water or water-soluble cleaning agents for cleaning after soldering.
- 8、The substrate of chip resistors is alumina. Cracks may occur at the connection of solder (solder fillet portion) due to the difference of the coefficient of thermal expansion from a mounting board when heat stress like heat cycle, etc. are repeatedly given to them. Care should be taken to the occurrence of the cracks when the change in ambient temperature or ON/OFF of load is repeated. The occurrence of the crack by heat stress may be influenced by the size of a pad, solder volume, heat radiation of mounting board etc., so please pay careful attention to designing when a big change in ambient temperature and conditions for use like ON/OFF of load can be assumed.

### ● 產品使用注意事項

- 1、避免採用超過正常額定功率的功率，超過額定功率的穩態負載條件下可能會對產品性能和可靠性產生負面影響。
- 2、用鑷子拿起產品時要小心，有可能會將保護或電阻體夾碎。
- 3、手動安裝產品時，烙鐵頭勿觸碰產品。
- 4、貯存條件：溫度  $5^{\circ}C \sim 30^{\circ}C$ ，相對濕度30%~70%。  
建議在符合上述儲存條件下六個月內使用。
- 5、用于車載設備、醫療設備、航空設備以及其它涉及人身安全、或可能引起重大損失的設備上時，請務必事先與我公司聯系。這些產品在這類用途中出現故障或失靈可能導致人身事故或嚴重損壞。

### ● Precautions on use of products

- 1、Avoid applying power exceeding normal rated power, exceeding the power rating under steady-state loading condition may negatively affect product performance and reliability.
- 2、Be careful when pick up the products with tweezers. There may be a care that the overcoat and / or the body can be chipped.
- 3、Soldering tip shall not touch the product when install product manually.
- 4、Storage conditions: T:  $5^{\circ}C \sim 30^{\circ}C$ , RH: 30%~70%.  
The products are suggested to be used within six months when received, and the storage condition mentioned above should be followed.
- 5、Contact our sales representatives before you use our products for applications including automotive, medical equipment and aerospace equipment. Malfunction or failure of the products in such applications may cause loss of human life or serious damage.

### ■ 焊接 Soldering

- 推薦的回流焊曲線 Recommended reflow profile
- 推薦的波峰焊曲線 Recommended wave solder profile



- 推薦的焊膏類型 Recommended solder alloy: 96.5Sn/3.0Ag/0.5Cu

### ■ 修訂履歷 Revision History

| 版本Version | 日期Date     | 修訂內容 Change Description   | 修改確認 Checked by |
|-----------|------------|---|-----------------|
| V2020.0   | 2020-06-23 | - 原版 The original version.  | 吳曉玲 Xiaoling Wu |
| V2020.1.0 | 2020-10-15 | - “結構” 增加薄膜電阻產品背面示意圖<br>Add the construction diagram of bottom of thin film chip resistor.  | 麥俊 Jun Mai      |
| V2020.2.0 | 2021-01-15 | - 刪除 $\pm 2\text{ppm}/^\circ\text{C}$ , $\pm 3\text{ppm}/^\circ\text{C}$ , $\pm 0.01\%$ 參數<br>Delete the parameters of $\pm 2\text{ppm}/^\circ\text{C}$ , $\pm 3\text{ppm}/^\circ\text{C}$ , $\pm 0.01\%$ .<br><br>- 修改額定值參數<br>Revise the parameters of Ratings. | 麥俊 Jun Mai      |
| V2020.3.0 | 2021-02-24 | - 刪除 E-24系列 客戶特殊要求標記說明<br>Delete marking instructions for special requirements of customers   | 杜建業 Jianye Du   |

注：上述所提供之內容為產品規格說明。在產品未變更時，風華保有修改此內容不另行通知之所有權利，任何產品變更將會以PCN通知客戶。

Remark: Information provided above is intended to indicate product specifications only. Fenghua reserves all the rights for revising this content without further notification, as long as products are unchanged. Any product change will be announced by PCN.

## X-ON Electronics

Largest Supplier of Electrical and Electronic Components

*Click to view similar products for* [Thick Film Resistors - SMD category:](#)

*Click to view products by* [Fenghua Advanced manufacturer:](#)

Other Similar products are found below :

[CR-05FL7--150R](#) [CR-05FL7--698K](#) [CR-12FP4--324R](#) [CR-12JP4--680R](#) [M55342K06B10D0RS6](#) [M55342K06B14E0RS6](#)  
[M55342K06B1E78RS3](#) [M55342K06B24E9RS6](#) [M55342K06B6E19RWL](#) [M55342K06B6E81RS3](#) [M55342M05B200DRWB](#)  
[M55342M06B4K70MS3](#) [MC0603-511-JTW](#) [742C083750JTR](#) [MCR01MZPF1202](#) [MCR01MZPF1601](#) [MCR01MZPF1800](#)  
[MCR01MZPF6201](#) [MCR01MZPF9102](#) [MCR01MZPJ113](#) [MCR01MZPJ121](#) [MCR01MZPJ125](#) [MCR01MZPJ751](#) [MCR03EZHJ103](#)  
[MCR03EZPFX2004](#) [MCR03EZPJ270](#) [MCR03EZPJ821](#) [MCR10EZPF1102](#) [MCR10EZPF2700](#) [MCR10EZPF4702](#) [MCR18EZPJ330](#)  
[RC1005F1152CS](#) [RC1005F1182CS](#) [RC1005F1372CS](#) [RC1005F183CS](#) [RC1005F1911CS](#) [RC1005F1912CS](#) [RC1005F203CS](#)  
[RC1005F2052CS](#) [RC1005F241CS](#) [RC1005F2431CS](#) [RC1005F3011CS](#) [RC1005F303CS](#) [RC1005F4321CS](#) [RC1005F4642CS](#)  
[RC1005F471CS](#) [RC1005F4751CS](#) [RC1005F5621CS](#) [RC1005F6041CS](#) [RC1005J106CS](#)