



承认书

APPROVAL SHEET

客户名称:

Customer

/

产品名称:

Part Name

叠层片式高频电感

Chip high frequency inductors

产品规格:

Specification

VHF060303HQ□□T02 Series

版本号:

Version No.

21.01

日期:

DATE

2021-5-6

Manufacturer			Customer		
拟制	审核	确认	检验	审核	批准
Draft by	Checked by	Approve by	Check by	Checked by	Approval by
徐雪枫	何佳明	滕冲			



履历表 Resume

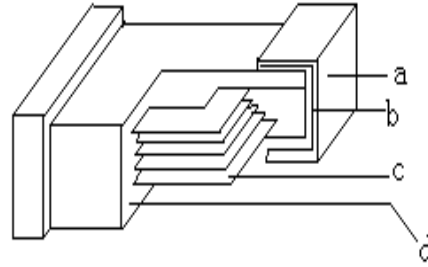
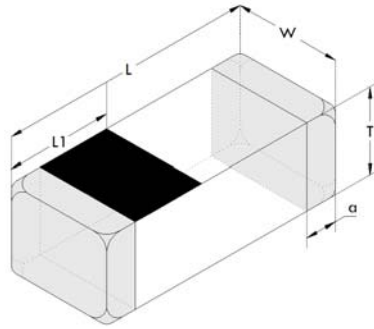
版本 Version No.	修改明细 Modify Details	日期 Date
18.01	首次发行 Initial issue	2018-12-11
19.01	修改了存储期限. Modified the storage period.	2019-1-10
19.02	删除了 VHF060303HQ4N1 □ T02 、 VHF060303HQ4N2 □ T02 、 VHF060303HQ5N9 □ T02 规格型号. Deleted the VHF060303HQ4N1 □ T02、 VHF060303HQ4N2 □ T02、 VHF060303HQ5N9 □ T02 item no.	2019-4-18
20.01	修改了可靠性试验项目抗弯强度试验方法及要求 Modified the bending strength test method and requirements of reliability test items.	2020-5-28
20.02	修改 VHF060303HQ-T02 系列电性能参数.Modified the Characteristic of VHF060303HQ-T02 series.	2020-8-10
21.01	修改了可靠性试验项目端电极强度的施加力，修改了抗弯强度试验方法，修改了温度循环为温度冲击.Modified the reliability test item for applying force of the end electrode strength, the bending strength test method, and the temperature shocking instead of temperature cycling. 删除了跌落试验内容. Deleted the drop test item.	2021-5-6



序号 No	目 录 TABLE OF CONTENTS
1	外形尺寸与内部结构 Dimension & Inner-configuration
2	产品品名构成 Product Spec. Model
3	电性能参数表 Electrical Characteristics List
4	可靠性试验项目 Reliability Testing Items
5	产品包装 Packaging
6	推荐焊接条件 Recommend Soldering Conditions
7	清洗 Cleaning
8	存储要求 Storage Requirements
9	ODS（消耗臭氧层物质）的使用情况 Usage Of ODS
10	注意事项 Notes



1 外形尺寸与内部结构 Dimension & Inner-configuration:



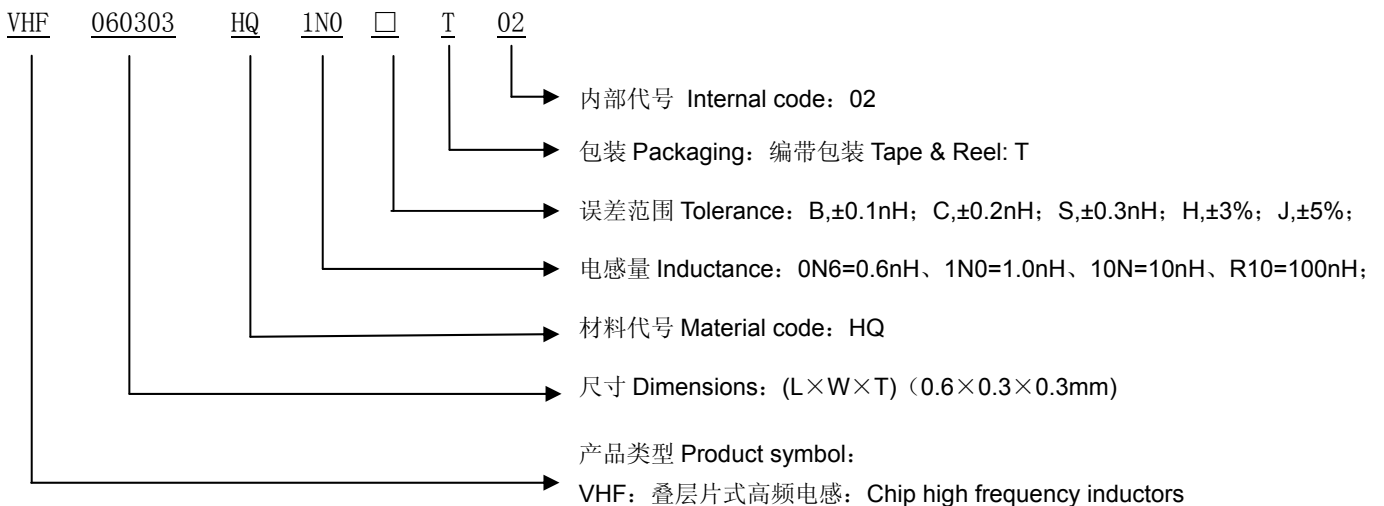
- a. 镀层 Ni/Sn plating
- b. 银层 Ag layer
- c. 内电极 Inner electrode
- d. 瓷体 Body

序号 No.	部位 Component	材料 Material	
1	瓷体Body	甚高频电感：陶瓷体系Al ₂ O ₃	
2	内电极Inner electrode	纯银Ag	
3	端电极 Terminal electrode	银层 Ag layer	银Ag
		Ni/Sn镀层Ni/Sn plating	镍层-锡层Ni-Sn

单位Unit: mm(inch)

型号 Size	L	W	T	a	L1
060303	0.6±0.03 (0.024±0.001)	0.3±0.03 (0.012±0.001)	0.3±0.03 (0.012±0.001)	0.15±0.05 (0.006±0.002)	0.3±0.03 (0.012±0.001)

2 产品品名构成 Product Spec. Model





3 电性能参数表 Electrical Characteristics List

型号规格 Part NO.	客户 料号 Customer P/N	标称 感量 Inductance (nH)	Q 值 (min)	直流 电阻 RDC (Ω) max	测试频率 Test frequency (MHz)	测试 电压 Test voltage (mV)	自谐 振频率 SRF (MHz) min	额定 电流 Rated current (mA)max
VHF060303HQ0N6□T02		0.6	14	0.05	500	50	10000	1000
VHF060303HQ0N7□T02		0.7	14	0.05	500	50	10000	1000
VHF060303HQ0N8□T02		0.8	14	0.06	500	50	10000	1000
VHF060303HQ0N9□T02		0.9	14	0.06	500	50	10000	800
VHF060303HQ1N0□T02		1.0	14	0.07	500	50	10000	800
VHF060303HQ1N1□T02		1.1	14	0.07	500	50	10000	800
VHF060303HQ1N2□T02		1.2	14	0.10	500	50	10000	800
VHF060303HQ1N3□T02		1.3	14	0.10	500	50	10000	700
VHF060303HQ1N4□T02		1.4	14	0.10	500	50	10000	700
VHF060303HQ1N5□T02		1.5	14	0.10	500	50	10000	650
VHF060303HQ1N6□T02		1.6	14	0.10	500	50	10000	650
VHF060303HQ1N7□T02		1.7	14	0.10	500	50	10000	650
VHF060303HQ1N8□T02		1.8	14	0.15	500	50	9000	650
VHF060303HQ2N0□T02		2.0	14	0.15	500	50	8500	650
VHF060303HQ2N2□T02		2.2	14	0.15	500	50	7500	650
VHF060303HQ2N4□T02		2.4	14	0.15	500	50	7500	550
VHF060303HQ2N6□T02		2.6	14	0.20	500	50	7500	550
VHF060303HQ2N7□T02		2.7	14	0.20	500	50	7500	550
VHF060303HQ2N8□T02		2.8	14	0.20	500	50	7500	500
VHF060303HQ3N0□T02		3.0	14	0.20	500	50	7500	450
VHF060303HQ3N3□T02		3.3	14	0.25	500	50	7500	450
VHF060303HQ3N6□T02		3.6	14	0.25	500	50	6500	400
VHF060303HQ3N9□T02		3.9	14	0.25	500	50	6500	400
VHF060303HQ4N3□T02		4.3	14	0.35	500	50	6000	350
VHF060303HQ4N7□T02		4.7	14	0.40	500	50	6000	350
VHF060303HQ5N1□T02		5.1	14	0.40	500	50	5500	350
VHF060303HQ5N6□T02		5.6	14	0.40	500	50	5000	350
VHF060303HQ6N2□T02		6.2	14	0.40	500	50	5000	300
VHF060303HQ6N8□T02		6.8	14	0.50	500	50	4500	300



型号规格 Part NO.	客户料号 Customer P/N	标称感量 Inductance (nH)	Q 值 (min)	直流电阻 RDC (Ω) max	测试频率 Test frequency (MHz)	测试电压 Test voltage (mV)	自谐振频率 SRF (MHz) min	额定电流 Rated current (mA)max
VHF060303HQ7N5□T02		7.5	14	0.50	500	50	4000	300
VHF060303HQ8N2□T02		8.2	14	0.50	500	50	4000	250
VHF060303HQ9N1□T02		9.1	14	0.70	500	50	4000	250
VHF060303HQ10N□T02		10	14	0.70	500	50	4000	250
VHF060303HQ12N□T02		12	13	0.70	500	50	3500	250
VHF060303HQ15N□T02		15	13	0.85	500	50	3200	250
VHF060303HQ18N□T02		18	13	1.00	500	50	3000	200
VHF060303HQ20N□T02		20	13	1.10	500	50	2200	150
VHF060303HQ22N□T02		22	13	1.20	500	50	2200	150
VHF060303HQ27N□T02		27	13	1.50	500	50	2200	140
VHF060303HQ33N□T02		33	12	1.80	300	50	1800	120
VHF060303HQ36N□T02		36	12	2.00	300	50	1700	120
VHF060303HQ39N□T02		39	12	2.00	300	50	1600	120
VHF060303HQ43N□T02		43	12	2.20	300	50	1600	100
VHF060303HQ47N□T02		47	12	2.20	300	50	1500	100
VHF060303HQ56N□T02		56	12	2.50	300	50	1200	100
VHF060303HQ68N□T02		68	12	3.20	300	50	1000	100
VHF060303HQ75N□T02		75	11	3.60	300	50	1000	100
VHF060303HQ82N□T02		82	11	3.80	300	50	1000	100
VHF060303HQ91N□T02		91	11	3.80	300	50	900	80
VHF060303HQR10□T02		100	11	4.00	300	50	800	80
VHF060303HQR12□T02		120	10	5.00	300	50	800	80

□表示感量公差: $L_s \leq 4.2\text{nH}$, □请选择“B/C/S”级; $4.2\text{nH} < L_s < 5.6\text{nH}$, □请选择“H/J/S”级; $L_s \geq 5.6\text{nH}$, □请选择“H/J”级。
 □Represents inductance tolerance: $L_s \leq 4.2\text{nH}$, □Please select “B/C/S” level; $4.2\text{nH} < L_s < 5.6\text{nH}$, □Please select “H/J/S” level; $L_s \geq 5.6\text{nH}$, □Please select “H/J” level.
 B ($\pm 0.1\text{nH}$), C ($\pm 0.2\text{nH}$), S ($\pm 0.3\text{nH}$), H ($\pm 3\%$), J ($\pm 5\%$) level.



补偿值表
The compensation value table

产品系列 Product series	电感量范围 Inductance range	测试频率 Test Frequency	电感量范围 Inductance range	补偿值 Compensation value
VHF060303HQ-02	Ls<33nH	500MHz	Ls<1N0	0.25nH
			1N0≤Ls<33N	0.48nH
	Ls≥33nH	300MHz	Ls≥33N	0.48nH

说明:

产品测试值=标称值-补偿值

如: VHF060303HQ1N0ST02,其感量标称值是 1.0nH, 补偿值是 0.48nH, 则实际测试中心值是 0.52nH。

0.52nH (测试值) =1.0nH (标称值) -0.48nH (补偿值) .

Explain:

Test values=Nominal inductance-Compensation value

For example :VHF060303HQ1N0ST02,The nominal inductance of its inductance is 1.0nH,the compensation value is 0.48nH,and the actual test center value is 0.52nH.

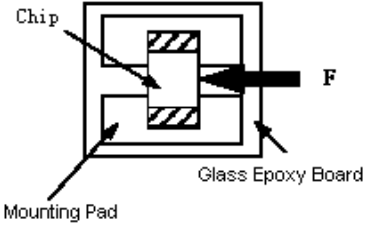
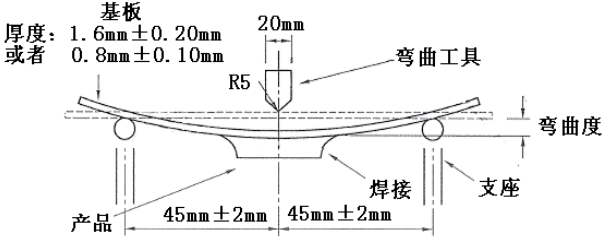
0.52nH (Test values) =1.0nH (Nominal inductance) -0.48nH (Compensation value) .



4 可靠性试验项目 Reliability Testing Items

序号 No.	项目 Items	要求 Requirements	试验方法及备注 Test Methods and Remarks
1	工作温度范围 Operating Temperature Range	-55℃~+125℃	
2	可焊性 Solder ability	至少 95%端电极表面被焊锡覆盖。 At least 95% of terminal electrode should be covered with solder	预热温度:120℃ ~ 150℃ 预热时间: 60s 焊料: (96.5%Sn/3.0%Ag/0.5%Cu) 焊锡 焊锡温度: 245℃ ±5℃ 浸锡深度:10mm 浸锡时间 : 5 ± 1s 浸渍到助焊剂约:3 ~ 5 s Preheating temperature:120℃ to 150℃ Preheating time: 60s Solder 96.5%Sn/3.0%Ag/0.5%Cu of the Sn solder. Solder temperature: 245 ± 5℃ Immersion tin depth:10mm Duration : 5 ± 1s Dip performance to a flux of about:3 ~ 5 s
3	耐焊接热 Resistance to Soldering	至少 95%的焊锡覆盖在端电极表面, 无可 见机械损伤。 电感量变化率如下: 陶瓷体电感 (H 料): ±10% 品质因素变化率 (陶瓷) ±20%, At least 95% of terminal electrode should be covered with solder. No mechanical damage. Inductance : H : change within ±10% Q value change(ceramic): within ±20%	预热温度: 120℃ ~ 150℃ 预热时间: 60s 焊料: (96.5%Sn/3.0%Ag/0.5%Cu) 焊锡 浸锡温度: 260℃ ±5℃ 浸锡深度:10mm 浸锡时间 : 10 ± 1s 浸渍到助焊剂约:3 ~ 5 s Preheating temperature: 120℃ to 150℃ Preheating time: 60s Solder 96.5%Sn/3.0%Ag/0.5%Cu of the Sn solder. Solder temperature: 260℃ ± 5℃ Immersion tin depth:10mm Duration : 10 ± 1s Dip performance to a flux of about:3 ~ 5 s



序号 No.	项目 Items	要求 Requirements	试验方法及备注 Test Methods and Remarks
4	端电极强度 Adhesion of electrode	端电极与磁体不应受损，无可见机械损伤。 The termination and body should be no damage.	施加力：0603 系列为 3N 保持时间：10±1S Applied force: 3N force for 0603 series. Keep time : 10±1S 
5	耐低温 Low temperature resistance	无可见机械损伤， 电感量变化率小于±10%， 品质因素变化率（陶瓷）小于±20%， No mechanical damage. Inductance change: within ±10% Q value change(ceramic): within ±20%	测试温度：-55±2℃ +24 测试时间：1000—0 h Temperature: -55±2℃ +24 Testing time: 1000 ⁻⁰ h
6	抗弯强度 Bending strength	无可见机械损伤， No mechanical damage	测试基板：玻璃环氧树脂基板 加压速度为 0.5mm/s, 弯度:2mm, 保持时间 20s±1s Testing board: glass epoxy-resin substrate For 0.5 mm/s compression speed, curvature: 2mm, hold time 20s±1s 
7	振动 Vibration	无可见机械损伤， 电感量变化率小于±10%， 品质因素变化率（陶瓷）小于±20%， No mechanical damage. Inductance change: within ±10% Q value change(ceramic): within ±20%	振幅：1.5mm 测试时间：沿三个垂直方向各做 2 小时 频率范围：10Hz ~ 55Hz ~ 10Hz（1 分钟） Amplitude modulation: 1.5mm Test time: A period of 2h in each of 3 mutually perpendicular directions. Frequency range: 10Hz to 55Hz to 10Hz for 1min.



序号 No.	项目 Items	要求 Requirements	试验方法及备注 Test Methods and Remarks
8	耐高温 High temperature resistance	无可见机械损伤, 电感量变化率小于±10%, 品质因素变化率(陶瓷)小于±20%, No mechanical damage. Inductance change: within ±10% Q value change(ceramic): within ±20%	测试时间: $1000 \begin{smallmatrix} +24 \\ -0 \end{smallmatrix} \text{ h}$ 测试温度: $125^\circ\text{C} \pm 2^\circ\text{C}$ Testing time: $1000 \begin{smallmatrix} +24 \\ -0 \end{smallmatrix} \text{ h}$ Temperature: $125^\circ\text{C} \pm 2^\circ\text{C}$
9	恒定湿热 Static Humidity	无可见机械损伤, 电感量变化率小于±10%, 品质因素变化率(陶瓷)小于±20%, No mechanical damage. Inductance change: within ±10% Q value change(ceramic): within ±20%	湿度: 90%~95% RH, 温度: $60^\circ\text{C} \pm 2^\circ\text{C}$ 测试时间: $1000 \begin{smallmatrix} +24 \\ -0 \end{smallmatrix} \text{ h}$ Humidity: 90% to 95% RH Temperature: $60^\circ\text{C} \pm 2^\circ\text{C}$ Testing time: $1000 \begin{smallmatrix} +24 \\ -0 \end{smallmatrix} \text{ h}$
10	高温负载 High temperature load	无可见机械损伤, 电感量变化率小于±10%, 品质因素变化率(陶瓷)小于±20%, No mechanical damage. Inductance change: within ±10% Q value change(ceramic): within ±20%	施加电流: 额定电流 测试时间: $1000 \begin{smallmatrix} +24 \\ -0 \end{smallmatrix} \text{ h}$ 测试温度: $125^\circ\text{C} \pm 2^\circ\text{C}$ impose current: at room Testing time: $1000 \begin{smallmatrix} +24 \\ -0 \end{smallmatrix} \text{ h}$ Temperature: $125^\circ\text{C} \pm 2^\circ\text{C}$
11	温度冲击 Temperature Shock	无可见机械损伤, 电感量变化率小于±10%, 品质因素变化率(陶瓷)小于±20%, No mechanical damage. Inductance change: within ±10% Q value change(ceramic): within ±20%	温度: -55°C , 30±3 分钟 $+125^\circ\text{C}$, 30±3 分钟 循环次数: 100 Temperature: -55°C for 30±3min $+125^\circ\text{C}$ for 30±3min Number of cycles: 100

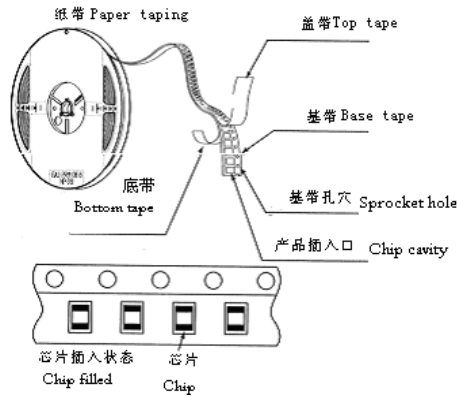
注: 以上要求测试电性能的项目, 应试验后在标准条件下放置 24 小时后测试。

Note: When there are questions concerning, measurement shall be made after 24±2hrs of recovery under the standard condition.



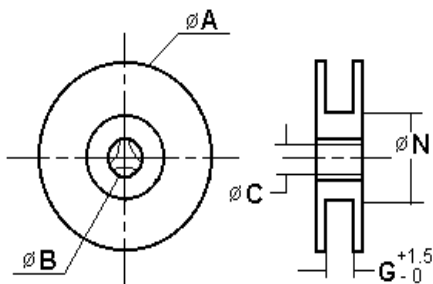
5 产品包装 Packaging

1) 编带图 Taping drawings

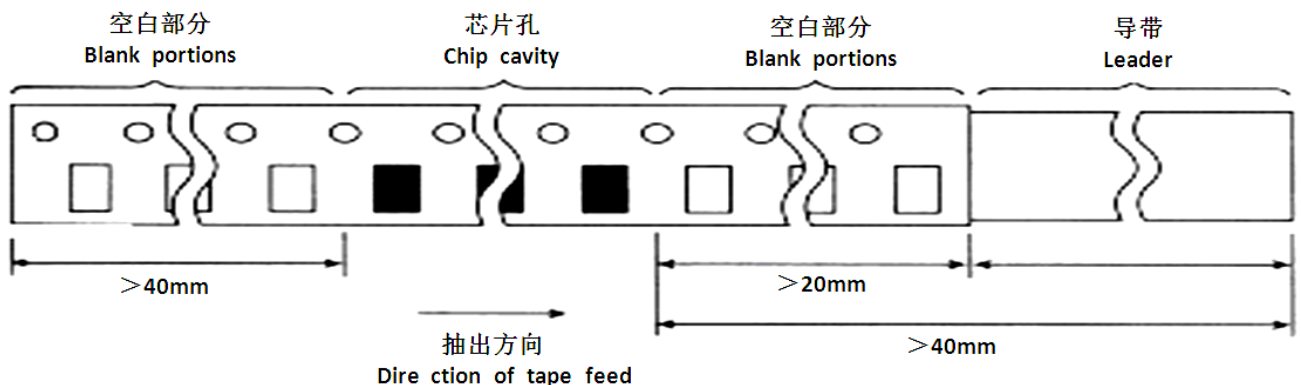


2) 卷盘尺寸 Reel dimensions (Unit: mm)

型号 Size	A	B	C	N	G
CF-8	178±2.0	22.0±2.0	12.5±1.5	57±2.0	8

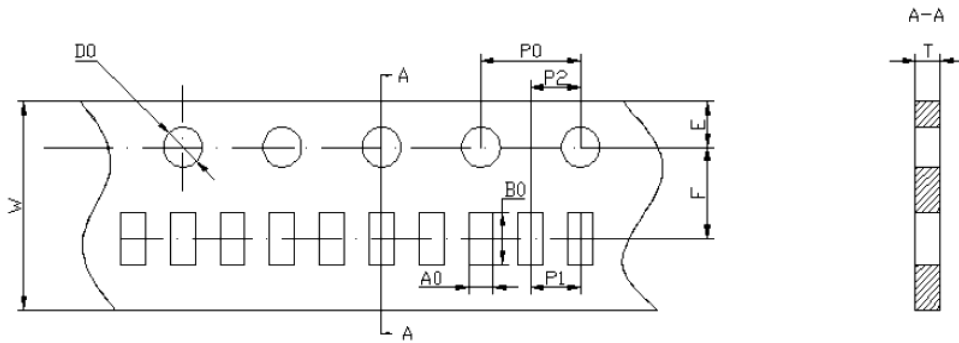


3) 导带及空格部分 Leader and blank portion



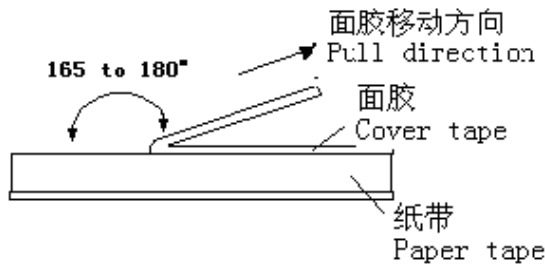
4) 编带尺寸 Taping dimensions (Unit: mm)

● 纸带 Paper tape



型号 Size	A0	B0	W	F	E	P1	P2	P0	D0	T
060303	0.35± 0.03	0.66± 0.03	8.0±0.1	3.5± 0.05	1.75± 0.05	2.0±0.05	2.0±0.05	4.0±0.05	1.55±0.0 5	0.42± 0.03

5) 剥离力检验 Peeling off force



- ① 盖带的剥离力：沿面胶移动方向拉时要求剥离力为 0.1N~0.7N。
Peeling force should be 0.1~0.7N pulling in the direction of arrow.
- ② 剥离速度：300mm/min
Speed of peeling off: 300mm/min.
- ③ 在纸带剥落时，面胶不能有破损，不能粘纸带。
The cover bond should not be damaged and bond the tape when it peeled off.

6) 包装数量 (单位: 粒) Packaging number (Unit: Pcs)

型号 Size	060303
每卷数量 REEL	15000
每盒数量 BOX	150000
每箱数量 CASE	900000

7) 标签粘贴位置 Label stick station

卷盘标签 Reel label	纸盒标签 Carton label	纸盒标签 Carton label	外箱标签 Outer box label



6 推荐焊接条件 Recommend Soldering Conditions

1) 焊接条件 Soldering Conditions

产品适用于回流焊 Products can be applied to reflow soldering.

① 焊接要求 Soldering conditions

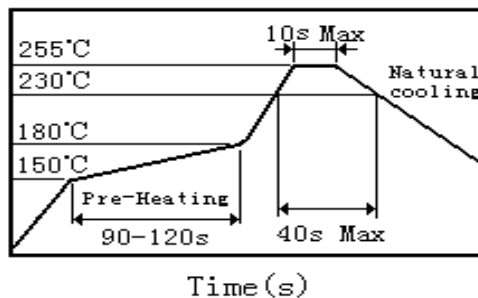
- 预热时，产品表温与焊料温度的温差最大不允许超出 150℃，焊接完冷却时，产品表温与溶剂温度之间的温差最大不超过 100℃。预热不足有可能引发产品表面裂纹，从而导致产品品质下降。

Pre-heating should be in such a way that the temperature difference between solder and ferrite surface is limited to 150℃ max. Also cooling into solvent after soldering should be in such way that the temperature difference is limited to 100℃ max. Un-enough pre-heating may cause cracks on the ferrite, resulting in the deterioration of product quality.

- 产品要在以下画出的曲线允许的范围进行焊接。其它焊接条件可能引起产品电极的腐蚀。当焊接重复时，允许的时间为第一次做的累计时间。

Products should be soldered within the following allowable range indicated by the slanted line. The excessive soldering conditions may cause the corrosion of the electrode. When soldering is repeated, allowable time is the accumulated time.

2) 回流焊曲线 Reflow soldering profile



3) 手工焊接 Iron soldering

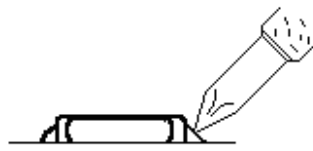
烙铁温度：350℃ (Max)

功率：最大为 30W

烙铁停留时间：<5S (注意不要将烙铁碰到产品端电极)。

Perform soldering at 350℃ on 30W max.

Soldering Time: < 5S (Take care not to apply the tip of the soldering iron to the terminal electrodes)。



7 清洗 Cleaning

1) 清洗条件 Cleaning Conditions

清洗温度：60℃ (最高) Cleaning temperature : 60℃ max

清洗时间：1 分钟 (最少) Cleaning time: 1 minute min.

超声波功率：最大为 200W Ultrasonic output power: 200W max



8 存储要求 Storage Requirements

1) 存储期限 Storage period

距电感公司出厂检验时间 1 年内，产品可以使用检验时间可以通过包装外侧标记的检验号确认。若时间超过 1 年，应检查焊接性能后方可使用。

Products which inspected inductor company over 1 year ago should be examined and used, which can be Confirmed with inspection No. marked on the container. Solder ability should be checked if this period is exceeded.

2) 存储条件 Storage conditions

- (1) 存放货物的库房应满足以下条件：温度：-10 ~ +40℃，相对湿度：30 ~ 70%。
- (2) 禁止将产品保管在腐蚀性物质中，如硫磺、氯气或酸，否则将引起端头氧化，导致降低焊接性。
- (3) 为了避免受潮气、灰尘等物质的影响，产品应保管于货架上。
- (4) 产品保管在库房中，应避免热冲击、振动以及直接光照等等。
- (5) 产品应密封包装。

(1) Products should be storage in the warehouse on the following conditions:

Temperature : -10~+40℃ Humidity: 30~70% relative humidity

(2) Don't keep products in corrosive gases such as sulfur, chlorine gas or acid , or it may case oxidization of Electrodes resulting in poor solder ability.

(3) Products should be stored on the palette for the prevention of the influence from humidity, dust and so on.

(4) Products should be stored in the warehouse without heat shock, vibration, direct sunlight and so on.

(5) Products should be stored under the airtight packaged condition.

9 ODS（消耗臭氧层物质）的使用情况 Usage Of ODS

1) 对于以下所列物质，我公司在生产过程中绝不使用。

ODS: CCl₄（四氯化碳）、HCFC 等。

For ODS listed below , we don't use in process.

ODS: CCl₄, HCFC, etc.

10 注意事项 Notes

(1) 若本次承认的为“整体无铅”产品，则表明该产品符合 RoHS 指令的要求。

(2) 本承认书保证我司产品作为一个单体时的质量情况，当我司产品被安装到贵公司产品上时请保证贵司的产品已根据贵司的规范进行了有效评价和确认。

(3) 如果贵司对我司产品的试用已超过了本测试规范所界定的产品功能，对于此所引发的失效我司将不予保证。

(1) If the parcel label on product is "Unitary lead free" that indicate the products in accord with ROHS appointed requests.

(2) This product specification guarantees the quality of our product as a single unit, Please make sure that your product has been evaluated and confirmed against your specifications when our product is mounted to your product.

(3) We can't warrant against failure caused by any use of our product that deviates from the intended use as described in this product specification.

X-ON Electronics

Largest Supplier of Electrical and Electronic Components

Click to view similar products for [Fixed Inductors](#) category:

Click to view products by [Fenghua Advanced](#) manufacturer:

Other Similar products are found below :

[CR43NP-680KC](#) [CR54NP-470LC](#) [CR54NP-820KC](#) [CR54NP-8R5MC](#) [70F224AI](#) [MGDQ4-00004-P](#) [MHL1ECTTP18NJ](#) [MHQ1005P10NJ](#)
[MHQ1005P1N0S](#) [MHQ1005P2N4S](#) [MHQ1005P3N6S](#) [MHQ1005P5N1S](#) [MHQ1005P8N2J](#) [PE-51506NL](#) [PE-53601NL](#) [PE-53602NL](#) [PE-53630NL](#) [PE-53824SNLT](#) [PE-92100NL](#) [PG0434.801NLT](#) [PG0936.113NLT](#) [9220-20](#) [9310-16](#) [PM06-2N7](#) [PM06-39NJ](#) [A01TK](#) [1206CS-471XJ](#) [HC2LP-R47-R](#) [HC2-R47-R](#) [HC3-2R2-R](#) [HC3-R50-R](#) [HC8-1R2-R](#) [HCF1305-3R3-R](#) [1206CS-151XG](#) [RCH664NP-140L](#) [RCH664NP-4R7M](#) [RCH8011NP-221L](#) [RCP1317NP-332L](#) [RCP1317NP-391L](#) [RCR1010NP-470M](#) [RCR110DNP-331L](#) [DH2280-4R7M](#) [DS1608C-106](#)
[ASPI-4020HI-R10M-T](#) [B10TJ](#) [B82498B3680J000](#) [ELJ-RE27NJF2](#) [1812CS-153XJ](#) [1812CS-183XJ](#) [1812CS-223XJ](#)