



F&F Filipowski sp. j.
Konstantynowska 79/81, 95-200 Pabianice, Poland
phone/fax (+48 42) 215 23 83 / (+48 42) 227 09 71
www.fif.com.pl; e-mail: biuro@fif.com.pl

Wireless system

F&Wave

FW-WSO4

Battery, 2-buttons,
4-channel remote control
transmitter



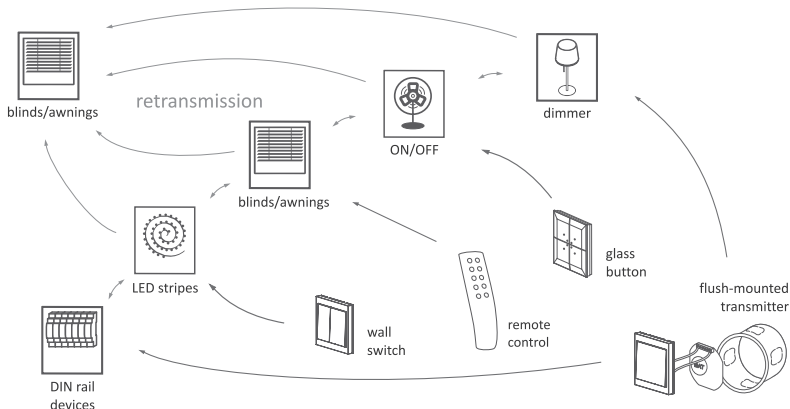
5 902431 167273 1

Do not dispose of this device to trash with other unsorted waste! In accordance with the Waste Electrical and Electronic Equipment Act any household electro-waste can be turned in free of charge and in any quantity to a collection point established for this purpose, as well as to the store in the event of purchasing new equipment (as per the old for new rule, regardless of brand). Electro-waste thrown in the trash or abandoned in the bosom of nature pose a threat to the environment and human health.



Description of the system

F&Wave is a family of wireless devices controlled by radio with a range of up to 100 meters*. The receivers are available in either a DIN-rail mounting version (housing 1S) or a $\varnothing 60$ flush-mounted version. The transmitters are available as handheld remote controllers or as a flush-mounted version. The receivers relay control signals. The device that receives a control signal from the transmitter will automatically send it forward, which allows to increase the range of the remote control.



* Range of up to 100 meters in open space without any interfering factors. In building conditions and in the presence of interference sources (power lines, transmitters, etc.) the actual range may be smaller.

Characteristics

The FW-WSO4 is a 2-button, 4-channel remote control transmitter belonging to the Ospel family of Sonata accessories and is dedicated to operate with all F&Wave family devices.

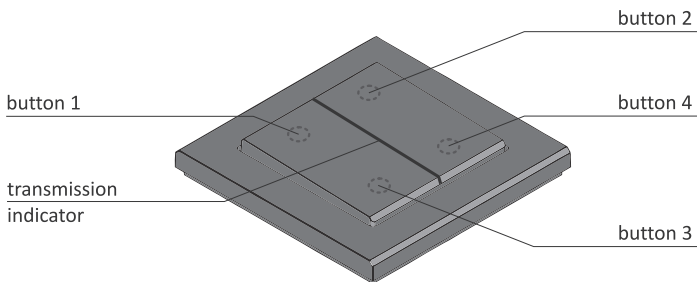
Device characteristics:

- ♦ Independent control of four receivers or four groups of devices;
- ♦ Unlimited number of receivers within each group;
- ♦ Switching lighting circuits on and off;
- ♦ Brightening and dimming of light*;
- ♦ Raising and lowering the roller blinds*;
- ♦ Triggering of time functions*;
- ♦ Optical transmission signaling;
- ♦ Easy installation anywhere;
- ♦ Hassle-free installation ensured by energy-saving battery power;
- ♦ High quality of operation due to large transmission range and retransmission of commands between receivers.

* The functionality depends on the controlled receiver

View of the device

2-buttons structure. Buttons are located on the top and bottom of each key. The indicator works in such a way that the light shines through the gap between the buttons.

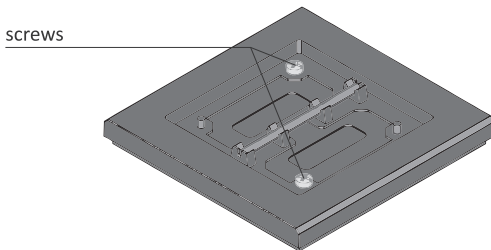


Mounting

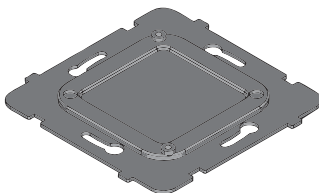
The FW-WSO4 button can be glued directly to a wall or other surface using double-sided adhesive tape or fixed to a standard $\varnothing 60$ mm installation box.

Mounting in the installation box:

- ① Remove the button key by gently lifting the lower or upper edge of the button with a flat tool.
- ② Unscrew the marked screws.



- ③ Disconnect the button stand from the frame and electronics.



- ④ Screw the stand to the installation box.
- ⑤ Assemble the button by following the disassembly steps in the reverse order.



Before first use, remove the foil liner protecting the button against accidental discharging of the battery.

Pairing



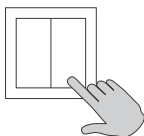
Refer to the user manual of the receiver for a detailed description of pairing and unpairing of the buttons with the receiver. The following is an example of how to handle receivers: FW-R1, FW-R2, FW-STR1, FW-LED2, FW-D1.

①



Once the receiver is correctly connected, press and hold the PROG button until the device switches on the output circuit and the communication LED goes out.

②



Tap the desired touch field.

③

A proper pairing will be confirmed by switching off the output circuit temporarily and turning the LED on again.



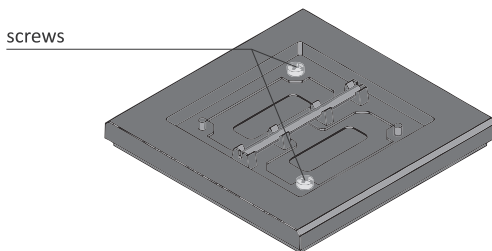
Exiting the programming mode of the receiver is automatic after 30 seconds of waiting for the signal from the transmitter or after short pressing the PROG button.

Unpairing

Unpairing the flush-mounted transmitter from the receiver is only possible by clearing the list of all transmitters in the receiver. To clear the list of transmitters connected to the receiver, press the PROG button and keep it pressed for a minimum of 10 seconds. Rapid blinking of the communication diode will indicate that the controller memory has been cleared.

Battery change

- ① Remove the button key by gently lifting the lower or upper edge of the button with a flat tool.
- ② Unscrew the marked screws.



- ③ Remove the electronics board.
- ④ Eject the used battery and insert the new one, paying special attention to the correct polarity ("+" sign of the battery upwards).
- ⑤ Assemble the button by following the disassembly steps in reverse order.



Do not dispose of used batteries in a waste bin! The user is obliged to hand over the used batteries to the recycling materials collection point.

F&Wave system device

Transmitters	Receivers	Ø60 box	DIN rail
flush-mounted FW-RC4-AC, FW-RC5	Single relay	FW-R1P FW-R1P-P	FW-R1D FW-R1D-P
remote controls FW-RC4, FW-RC10, FW-KEY4	Double relay	FW-R2P FW-R2P-P	FW-R2D FW-R2D-P
wall buttons FW-WS1, FW-WS2, FW-WS3	Universal dimmer	FW-D1P	FW-D1D
glass buttons FW-GS-230-B, FW-GS-230-W, FW-GS-24-B, FW-GS-24-W	Roller blind controller	FW-STR1P FW-STR1P-P	FW-STR1D FW-STR1D-P
	Dual-channel LED controller	FW-LED2P	FW-LED2D

Technical data

power supply	3 V DC
battery	CR2032
battery life	approx. 10 hours of broadcasting (pressed button on the switch)
radio frequency	868 MHz
power of emitted frequency	max 10 mW
power consumption	
button pressed	20 mA
standby	15 nA
working temperature	5÷50°C
mounting	Ø60 flush-mounted box
dimensions	84×84×14 mm
ingress protection	IP20

Warranty

F&F products are covered by a 24 month warranty from the date of purchase. The warranty is effective only with a proof of purchase. Contact your dealer or directly with us.

CE declaration

F&F Filipowski sp. j. declares that the device is in conformity with the essential requirements of Directive 2014/53/EU of the European Parliament and of the Council of 16 April 2014 on the harmonisation of the laws of the Member States relating to the making available on the market of radio equipment and repealing Directive 1999/5/EC. The CE Declaration of Conformity, along with the references to the standards in relation to which conformity is declared, can be found at www.fif.com.pl on the product page.

Compliance with the standards

PN-EN 60669, PN-EN 60950, PN-EN 55024, PN-EN 61000,
PN-ETSI EN 300 220-1, PN-ETSI EN 300 220-2,
PN-ETSI EN 301 489-1, PN-ETSI EN 301 489-3.

«F&F»[®]

X-ON Electronics

Largest Supplier of Electrical and Electronic Components

Click to view similar products for [F&F manufacturer](#):

Other Similar products are found below :

[AT-2U](#) [BIS-410 230V](#) [BIS-413I 230V](#) [BIS-419 230V](#) [BIS-419I 230V](#) [BIS-412I 230V](#) [BIS-413 230V](#) [ZI-13](#) [AS-221T](#) [CP-721](#) [MB-3I-1-15A](#)
[MB-3U-1](#) [MB-LG-4LO](#) [MR-DI-4HI](#) [OM-2](#) [OMS-635](#) [RT-823](#) [SIMPLYMAX-P02](#) [SIMPLYMAX-P03](#) [ST25-04](#) [ST25-20-24V](#) [ST25-31](#)
[ST25-31-24V](#) [ST63-31](#) [ST63-40](#) [ST63-40-24V](#) [TI-250](#) [TI-400](#) [TI-600](#) [TO-150](#) [TO-300](#) [DMM-5T](#) [FW-GS-230-B](#) [FW-GS-230-W](#) [FW-GS-](#)
[24-B](#) [FW-GS-24-W](#) [FW-STR1D-P](#) [GS2-STR-3-B](#) [AS-225D](#) [MAX-SSD240](#) [MAX-SSD480](#) [CKF-319-TRMS](#) [CZF-334-TRMS](#) [CZF-BT-](#)
[TRMS](#) [DMV-1T](#) [DMV-3T](#) [FA-1LS-007](#) [FA-1LS-022](#) [FA-3HS-007](#) [FA-3HS-022](#)