

# KNX Switching actuator 6 channel



Lighting



HVAC



Panels for  
electrical  
distribution



Building and  
house automation





**Switching actuator with KNX technology - 16 A**  
**Compact and powerful switching actuator with 6 relay outputs**

- 6 output contacts rated 16 A 250 V AC, individually configurable NO or NC
- LED status indicator for each output
- Time functions (ON, OFF, Blink, Staircase)
- Independent logic and analog functions for each output (AND, OR, XOR, THRESHOLD, WINDOW)
- Scenario Management
- Output control area for manual control
- Supply voltage via KNX bus
- 35 mm rail (EN 60715) mounting

19.6K  
Screw terminal



**NEW** 19.6K.9.030.4300



- Bistable relay ENEC approved (Maximum peak current up to 120 A)
- Suitable for lamp loads

For outline drawing see page 4

Contact specification		
Contact configuration (via ETS)		NO - NC (SPST-NO - SPST-NC)
Rated current/Maximum peak current	A	16/120 (5 ms)
Rated voltage/ Maximum switching voltage	V	250/400
Rated load AC1	VA	4000
Rated load AC15 (230 V AC)	VA	750
Single phase motor rating (230 V AC)	kW	0.55
Nominal lamp rating (230 V):		
incandescent/halogen W		2000
fluorescent lamp with electronic ballast W		1000
fluorescent lamp with electromagnetic ballast W		750
CFL W		400
LED 230 V W		400
halogen or LV LED with electronic ballast W		400
halogen or LV LED with electromagnetic ballast W		800
Standard contact material		AgSnO <sub>2</sub>
Supply specification		
Type of BUS		KNX
Supply voltage	V DC	30
Rated consumption	mA	15
Technical data		
Mechanical life	cycles	10 · 10 <sup>6</sup>
Electrical life at rated load AC1	cycles	100 · 10 <sup>3</sup>
Ambient temperature range	°C	-5...+45
Protection category		IP 20
<b>Approvals</b> (according to type)		

### Ordering information

Example: 19 series, KNX switching actuator, 6 poles 16 A.

**1 9 . 6 K . 9 . 0 3 0 . 4 3 0 0**

**Series**  
**Type**  
6K = KNX actuator, 6 poles 16 A  
**Supply version**  
9 = DC  
**Supply voltage**  
030 = KNX Bus

**Contact circuit**  
3 = NO (ETS configurable)  
**Contact material**  
4 = AgSnO<sub>2</sub>

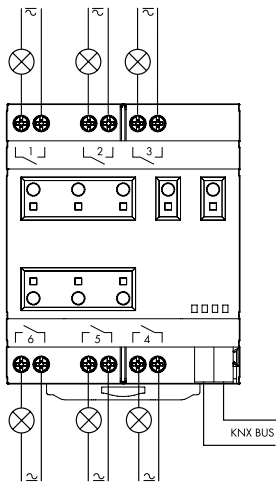
### Technical data

#### Terminals

Screw torque	Nm	0.5	
Max. wire size	mm <sup>2</sup>	solid cable	stranded cable
		1 x 6 / 2 x 2.5	1 x 4 / 2 x 1.5
		AWG 1 x 10 / 2 x 14	1 x 12 / 2 x 16
Wire strip length	mm	7	

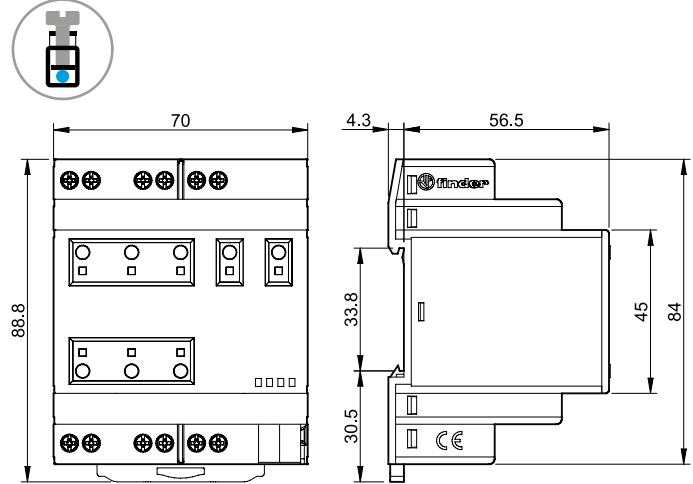
### Wiring diagram

Type 19.6K




### Outline drawings

Type 19.6K  
Screw terminal



### Accessories



**Sheet of marker tags (CEMBRE Thermal transfer printers) for 19.6K types**  
(48 tags), 6 x 12 mm

060.48

060.48

## X-ON Electronics

Largest Supplier of Electrical and Electronic Components

*Click to view similar products for [General Purpose Relays](#) category:*

*Click to view products by [Finder](#) manufacturer:*

Other Similar products are found below :

[PCN-105D3MH,000](#) [59641F200](#) [5JO-1000CD-SIL](#) [LY1SAC110120](#) [5X827E](#) [5X837F](#) [5X840F](#) [5X842F](#) [5X848E](#) [LY2N-AC120](#) [LY2S-AC220/240](#) [LY2-US-AC120](#) [LY3-US-AC120](#) [LY4F-UA-DC12](#) [LY4F-UA-DC24](#) [LY4F-US-AC120](#) [LY4F-US-AC240](#) [LY4F-US-DC24](#) [LY4F-VD-AC110](#) [LYQ20DC12](#) [M115C60](#) [M115N010](#) [M115N0150](#) [6031007G](#) [603-12D](#) [61211T0B4](#) [61212T400](#) [61222Q400](#) [61243B600](#) [61243C500](#) [61243Q400](#) [61311BOA2](#) [61311BOA6](#) [61311BOA8](#) [61311C0A2](#) [61311COA1](#) [61311COA6](#) [61311F0A2](#) [61311QOA1](#) [61311QOA4](#) [61311T0D6](#) [61311TOA6](#) [61311TOA7](#) [61311TOB3](#) [61311TOB4](#) [61311U0A6](#) [61312Q600](#) [61312T400](#) [61312T600](#) [61313U200](#)