


KNX interfaces



Computer interface



Dry contacts interface



Logic functions



Programming through ETS



KNX Universal interface

1K.02 - 2 input – 2 LEDs

1K.04 - 4 input – 4 LEDs

- Available with 2 or 4 inputs
- 8 advanced logic functions
- Compact size
- Status LED managing



Includes 2 digital inputs for dry contacts and 2 outputs for LEDs.
 Device 1K.04.9030 includes 4 digital inputs for dry contacts and 4 outputs for LEDs.
 These devices (only 34 x 34 x 11 mm) can also be used in installations where the inwall space available is reduced.
 The digital inputs can interface sensors, traditional buttons, etc.
 The low voltage output channels can drive LEDs for synoptic panels or switches

For outline drawing see page 6

Supply specification

Type of BUS		KNX
Supply voltage	V DC	30
Technical data		
Logic functions		AND, OR, NOT, XOR, NOR, NAND, XNOR, Byte to bit and bit to byte conversions, 1, 2 and 4 bytes threshold
Software compatibility		ETS 5 (or above)
Ambient temperature range	°C	-5...+45
Protection category		IP 40
Approvals (according to type)		—

KNX USB interface**1K.UB - USB interface for KNX BUS**

- Standard KNX TP backbone
- USB type-B connector
- Compact size, one module wide
- LED indicating BUS status



The modular USB Finder interface has 1 module DIN BAR-mounting size.

Thanks to it you can connect the PC through the USB port in order to manage your KNX system through the ETS software taking up the least possible space.

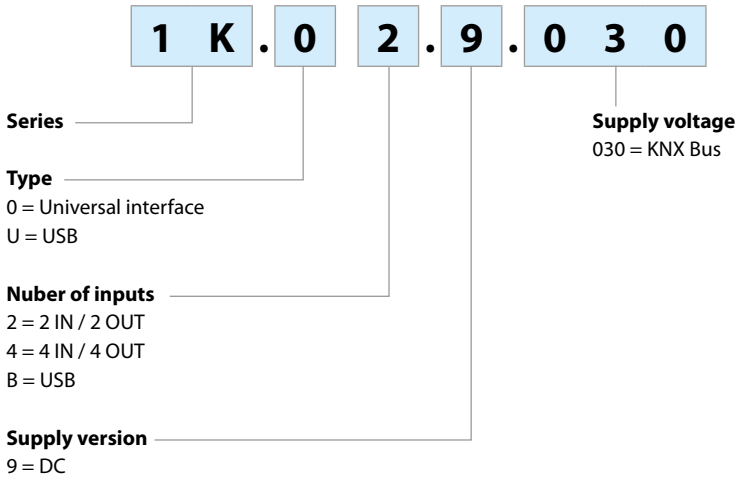
For outline drawing see page 6

Supply specification

Type of BUS		KNX
Supply voltage	V DC	30
Technical data		
Software compatibility		ETS 3 (or above)
Ambient temperature range	°C	-5...+45
Protection category		IP 40
Approvals (according to type)		—

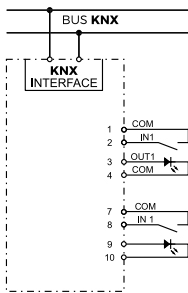
Ordering information

Example: 1K Series, KNX universal interfaces with 2 IN / 2 OUT, in-wall mounting.

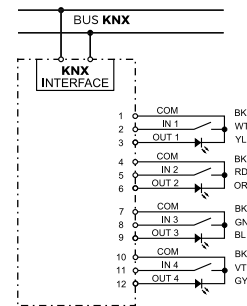


Wiring diagram

Type 1K.02

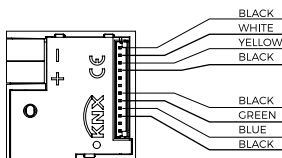
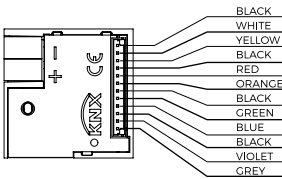


Type 1K.04



Wired cable

Type 1K.02 and 1K.04



Wired cable for 1K.02.9030

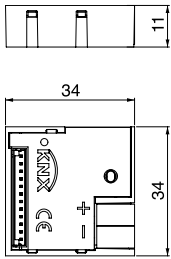
- | | | |
|-----|---------------|----------|
| 1. | BLACK | COM |
| 2. | WHITE | INPUT 1 |
| 3. | YELLOW | OUTPUT 1 |
| 4. | BLACK | COM |
| 5. | NOT CONNECTED | |
| 6. | NOT CONNECTED | |
| 7. | BLACK | COM |
| 8. | GREEN | INPUT 3 |
| 9. | BLUE | OUTPUT 3 |
| 10. | BLACK | COM |
| 11. | NOT CONNECTED | |
| 12. | NOT CONNECTED | |

Wired cable for 1K.04.9030

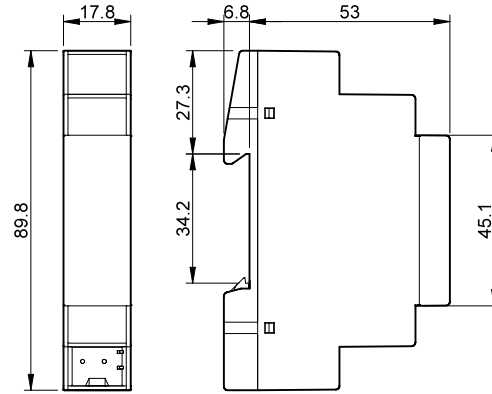
- | | | |
|-----|--------|----------|
| 1. | BLACK | COM |
| 2. | WHITE | INPUT 1 |
| 3. | YELLOW | OUTPUT 1 |
| 4. | BLACK | COM |
| 5. | RED | INPUT 2 |
| 6. | ORANGE | OUTPUT 2 |
| 7. | BLACK | COM |
| 8. | GREEN | INPUT 3 |
| 9. | BLUE | OUTPUT 3 |
| 10. | BLACK | COM |
| 11. | VIOLET | INPUT 4 |
| 12. | GRAY | OUTPUT 4 |

Outline drawings

Types 1K.02 / 04



Type 1K.UB



X-ON Electronics

Largest Supplier of Electrical and Electronic Components

Click to view similar products for [Controllers](#) category:

Click to view products by [Finder](#) manufacturer:

Other Similar products are found below :

[61FGPN8DAC120](#) [CV500SLK21](#) [70177-1011](#) [F03-03 HAS C](#) [F03-31](#) [81550401](#) [FT1A-C12RA-W](#) [H2CAC24A](#) [H2CRSAC110B](#) [R88A-CRGB003CR-E](#) [R88ARR080100S](#) [R88A-TK01K](#) [DCN1-1](#) [AFP0RT32CT](#) [DRT2ID08C](#) [DTB4896VRE](#) [DTB9696LVE](#) [E53-AZ01](#) [E53E01](#) [E53E8C](#) [E5C4Q40J999FAC120](#) [E5CWLQ1TCAC100240](#) [E5GNQ03PFLKACDC24](#) [B300LKL21](#) [NSCXDC1V3](#) [NSH5-232CW-3M](#) [NT20SST122BV1](#) [NV-CN001](#) [OAS-160-N](#) [C40PEDRA](#) [K31S6](#) [K33-L1B](#) [K3MA-F 100-240VAC](#) [K3TX-AD31A](#) [89750101](#) [L595020](#) [SRM1-C02](#) [SRS2-1](#) [G32X-V2K](#) [26546803](#) [26546805](#) [PWRA440A](#) [CPM1AETL03CH](#) [CV500SLK11](#) [3G2A5BI081](#) [3G2A5IA122](#) [3G2A5LK010E](#) [3G2A5OA223](#) [3G2A5OD211](#) [3G2A5PS223E](#)