finder
SWITCH TO THE FUTURE

30
SERIES

Subminiature DIL relays 2 A

- Electronic circuit boards
- Hi-Fi systems
- Printers
- Toys
- Medical and dentistry
- Hoists and cranes
- Door and gate openers



FINDER reserves the right to alter characteristics at any time without notice. FINDER assumes no liability for damage to persons or property, caused as a result of the incorrect use or application of its products.

Printed circuit mount
2 A signal relay

- 2 Pole changeover contacts Low level switching capability
- Subminiature - industry standard DIL package
- Sensitive DC coil - 200 mW
- Wash tight: RT III
- Cadmium Free contact material

30.22

- Low coil power
- Au clad contacts
- PCB mount

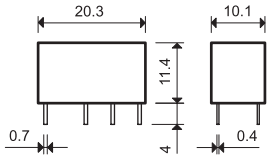

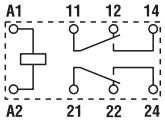

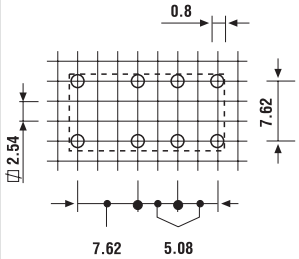

Copper side view

Contact specification		
Contact configuration		2 CO (DPDT)
Rated current/Maximum peak current	A	2/3
Rated voltage/ Maximum switching voltage	V AC	125/250
Rated load AC1	VA	125
Rated load AC15 (230 V AC)	VA	25
Single phase motor rating (230 V AC)	kW	—
Breaking capacity DC1: 30/110/220 V	A	2/0.3/—
Minimum switching load	mW (V/mA)	10 (0.1/1)
Standard contact material		AgNi + Au
Coil specification		
Nominal voltage (U_N)	V AC (50/60 Hz)	—
	V DC	5 - 6 - 9 - 12 - 24 - 48
Rated power AC/DC	VA (50 Hz)/W	—/0.2
Operating range	AC	—
	DC	See table page 5
Holding voltage	AC/DC	—/0.35 U_N
Must drop-out voltage	AC/DC	—/0.05 U_N
Technical data		
Mechanical life AC/DC	cycles	—/$10 \cdot 10^6$
Electrical life at rated load AC1	cycles	$100 \cdot 10^3$
Operate/release time	ms	6/2
Insulation between coil and contacts (1.2/50 µs)	kV	1.5
Dielectric strength between open contacts	V AC	750
Ambient temperature range	°C	–40…+85
Environmental protection		RT III
Approvals (according to type)		

A

Ordering information

Example: 30 series PCB relay, 2 CO (DPDT) - 2 A contacts, 12 V sensitive DC coil.

30	.	2	2	.	7	.	012	.	0 (A)	.	0 (B)	.	1 (C)	.	0 (D)

Series

Type
2 = PCB mount

No. of poles
2 = 2 pole, 2 A

Coil version
7 = Sensitive DC

Coil voltage
See coil specifications

A: Contact material
0 = Standard
AgNi + Au

B: Contact circuit
0 = CO (DPDT)

C: Options
1 = None

D: Special versions
0 = Wash tight (RT III)

Technical data

Insulation according to EN 61810-1			
Nominal voltage of supply system	V AC	230/400	120…240 single phase
Rated insulation voltage	V AC	250	125
Pollution degrees		1	2
Insulation between coil and contact set			
Type of insulation		Basic	Basic
Overvoltage category		I	II
Rated impulse voltage	kV (1.2/50 µs)	1.5	1.5
Dielectric strength	V AC	1000	1000
Insulation between adjacent contacts			
Type of insulation		Basic	Basic
Overvoltage category		I	II
Rated impulse voltage	kV (1.2/50 µs)	1.5	1.5
Dielectric strength	V AC	1500	1500
Insulation between open contacts			
Type of disconnection		Micro-disconnection	Micro-disconnection
Dielectric strength	V AC/kV (1.2/50 µs)	750/1	750/1
Other data			
Bounce time: NO/NC	ms	1/3	
Vibration resistance (5…55)Hz: NO/NC	g	15/15	
Shock resistance	g	16	
Power lost to the environment	without contact current W	0.2	
	with rated current W	0.4	
Recommended distance between relays mounted on PCB	mm	≥ 5	

Contact specification

F 30 - Electrical life (AC1) v contact current (125 V)

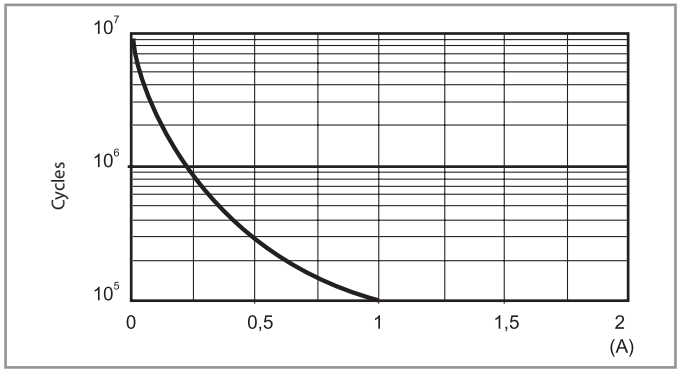

Note:
The rated current of 2 A corresponds to the limiting continuous current.

Coil specifications

DC coil data - 0.2 W sensitive

Nominal voltage U_N	Coil code	Operating range U_{min}	Operating range U_{max}	Resistance R	Rated coil consumption I at U_N
V		V	V	Ω	mA
5	**7**.005	3.7	7.5	125	40
6	**7**.006	4.5	9	180	33
9	**7**.009	6.7	13.5	405	22
12	**7**.012	8.4	18	720	16
24	**7**.024	16.8	36	2880	8.3
48*	**7**.048	36	72	10000	4.8

* Rated power: 0.23 W

R 30 - DC coil operating range v ambient temperature

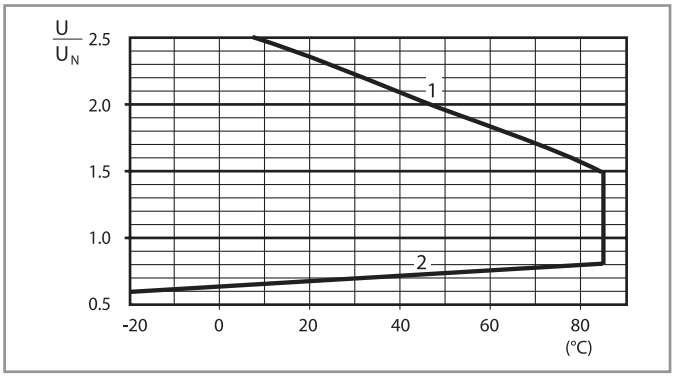

1 - Max. permitted coil voltage.
2 - Min. pick-up voltage with coil at ambient temperature.

X-ON Electronics

Largest Supplier of Electrical and Electronic Components

Click to view similar products for General Purpose Relays ***category:***

Click to view products by Finder ***manufacturer:***

Other Similar products are found below :

PCN-105D3MH,000 59641F200 5JO-1000CD-SIL 5X827E 5X837F 5X840F 5X842F 5X848E LY2N-AC120 LY2-US-AC120 LY2-US-DC24 LY3-US-AC120 LY4F-UA-DC12 LY4F-UA-DC24 LY4F-US-AC120 LY4F-US-AC240 LY4F-US-DC24 LY4F-VD-AC110 M115C60 M115N010 M115N0150 603-12D 60HE1-5DC 60HE2S-12DC 61211T0B4 61212T400 61222Q400 61243B600 61243C500 61243Q400 61311BOA2 61311BOA6 61311BOA8 61311C0A2 61311COA1 61311COA6 61311F0A2 61311QOA1 61311QOA4 61311T0D6 61311TOA6 61311TOA7 61311TOB3 61311TOB4 61311U0A6 61312Q600 61312T400 61312T600 61313U200 61313U400