












Spring Force (xx)


Preload	Rated Force	Code
0,15 N	0,6 N	06
0,25 N	1,0 N	10
0,38 N	1,5 N	15
0,45 N	2,0 N	20

	Ø 0,50	15.102.05.xx
	Ø 0,90	15.04.09.xx
	Ø 0,50	15.05.05.xx
	Ø 0,50	15.106.05.xx
	Ø 0,90	15.08.09.xx
	Ø 0,50	15.10.05.xx
	Ø 0,90	15.10.09.xx
	Ø 0,50	15.118.05.xx
	Ø 0,50	15.123.05.xx
	Ø 0,50	15.126.05.xx
	Ø 0,50	15.165.05.xx



For **XXLonglife-Nanocoating**
order as **15X**

Series 15



Series 15

Technical Data

Overall Length	43,2 mm
Minimum Centre Spacing	1,27 mm
Maximum Travel	6,40 mm
Working Travel	4,30 mm
Temperature Range from	-55°C
Up to	+120°C
Typical Resistance	25 mΩ
Current Load rated/max.	2,5 / 3,0 A

Materials

Plunger	CuBe or steel, gold plated
Barrel	Cu-alloy, gold plated
Spring	Stainless steel / Music wire, gold plated

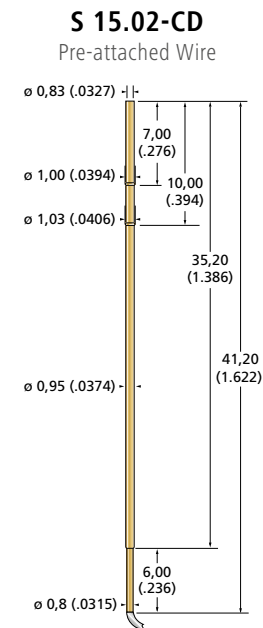
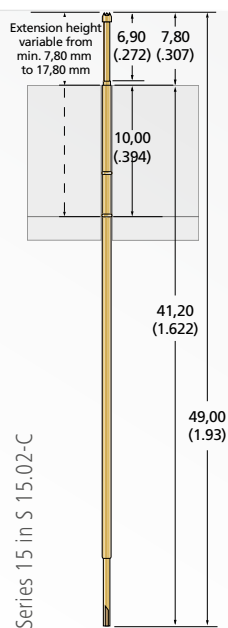
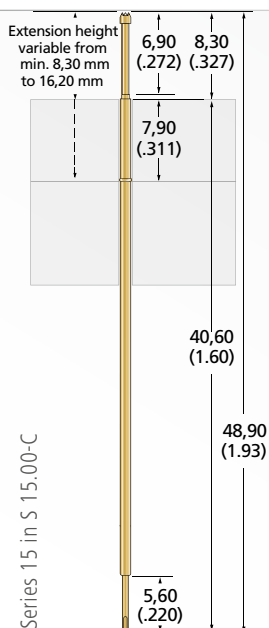
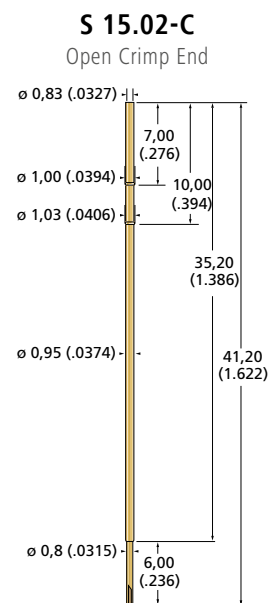
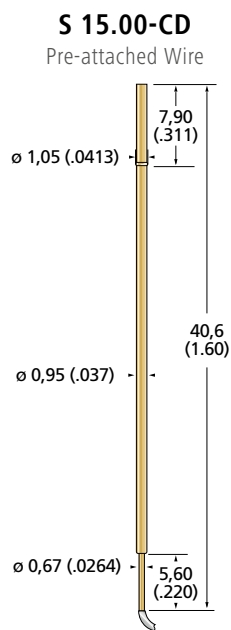
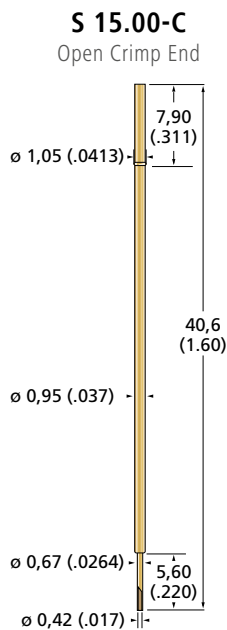
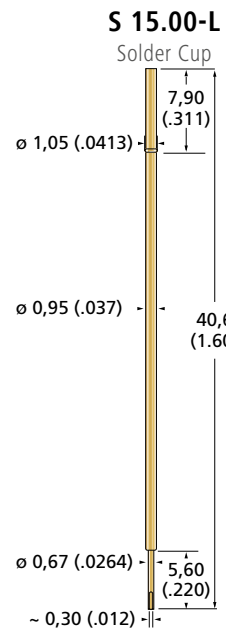
The Series 14 and 15 are nearly identical and differ only in Overall Length and travel. This will affect the combinations with other series for larger grid of mixed-equipped adapters. The Series 15 combined with Series 75 (for 1,90 mm pitch) and Series 100 (for 2.54 mm pitch).

An overview of the receptacles and installation examples you find on page 25.

RECEPTACLES SERIES 14 / 15 / 115 / 151

Receptacles of **SERIES 15** are also used for **SERIEN 14, 115** and **151**.

Receptacle versions **S 15.02-C** and **S 15.02-CD** feature two press-rings to improve straight alignment of the receptacles in the bore hole and thus optimize pointing accuracy of the spring contact tip. „CD” receptacle versions have pre-attached wire (standard length appr. 800 mm).



FIXTURING EXAMPLE

ICT/FCT RECEPTACLES
SERIES 14 / 15 / 115 / 151

Pitch
≥ 1,27 mm ≥ 50 mil



X-ON Electronics

Largest Supplier of Electrical and Electronic Components

Click to view similar products for [Contact Probes](#) category:

Click to view products by [FIXTEST](#) manufacturer:

Other Similar products are found below :

[CT5253](#) [S-4-C-5-G S/C](#) [SS-75-B-2.4-G](#) [ICT-100-J-17-G](#) [300106-000-1103](#) [ICT-100-A-8-G S/C](#) [ICT-075-B-10-G-S S/C](#) [S-2-D-8.3-G D/C](#)
[ICT-100-T-8-G S/C](#) [GSS-4-7-G](#) [S-0-B9-2.5-G S/C](#) [SS-40-J-2.4-G D/C](#) [S-0-V-3.7-G S/C](#) [SX-1-U-6.6-G D/C](#) [SS-50-J-5.1-G S/C](#) [SS-40-J-1.8-](#)
[G-N/L D/C](#) [SS-3-7-G S/C W/HOLE .373 OAL](#) [SS-10-7-G S/C W/HOLE .373 OAL](#) [SS-1-7-G S/C W/HOLE .385 OAL](#) [SHE-5-H-18.7-G](#)
[SHE-5-B-18.7-G](#) [SHE-3-A-7-G](#) [SH-4-A-10-G S/C](#) [101057-001-952](#) [S-50C-HS-4.3-DG-S](#) [S-5-F-8-G S/C SS SPGS](#) [S-5-F-16.4-G S/C](#) [S-4-K-](#)
[5-G S/C](#) [S-4-E-5-D S/C](#) [S-2-J-8.3-G D/C](#) [S-2-E-10-D D/C](#) [S-2-A-10-D D/C](#) [S-100-UR-5.5-G-S](#) [S-100-T-8-RT](#) [S-100-J-17-G](#) [S-100-HK-10-](#)
[G](#) [S-100-D-6.7-G](#) [S-100-B-3.5-G-S](#) [S-100-B-3.5-G](#) [S-1-U-6.6-D D/C .670 OAL](#) [S-1-A-6.6-D D/C .670 OAL](#) [S-075-S-3.8-RT](#) [S-075-J-3-G](#) [S-](#)
[075-B-3-G](#) [S-075-A-7-G](#) [S-00-U-1.6-G D/C SS SPG](#) [S-00-ES-2-G D/C](#) [S-0-U-3.7-D S/C](#) [RX-100-SC](#) [RH-100-WW-429](#)